

---

JEFF MAYS  
DIRECTOR OF  
ADMINISTRATIVE SERVICES

---



---

CITY HALL  
EST. 1840

---

To: The Mayor and the Quincy City Council

From: Jeff Mays, Director of Administrative Services

Date: April 3, 2023

On behalf of the City of Quincy budget team, the FY2023-2024 budget plan we are presenting today is balanced within anticipated recurring revenues and expenses. With the addition of two information technology positions recommended by Anders CPA and the Technology Committee, it increases the overall budget headcount by 2 (from 314-316). This budget also builds upon the city's re-investment in our streets, sewer and water infrastructure, reversing what, up until two years ago, was a 20-year trend of purchase tax revenues for general purposes. It continues funding for Quincy's comprehensive growth and housing initiatives. It fully funds pensions and keeps our city's property tax rate at historic lows.

For the coming year, we are projecting a decrease in general fund revenues. The robust revenue growth we experienced these past two years have been driven by a surge in the personal property replacement taxes, which we expect to decline. We expect our sales and income taxes to be relatively flat. As sales, income, and personal property taxes generate nearly three-fourths of the total general revenue funds in the proposed budget, we continue to monitor their performance closely to see what impacts inflation or what a possible economic downturn will have. Because we have used the past years' revenue increases to build our reserves, this budget remains on solid fiscal footing.

As with last year's budget, keeping our costs in line remains a large focus of this budget. We demonstrated this most recently by switching from curb side to collection site recycling, a move which will reallocate personnel to higher use purposes and eliminate truck replacement and maintenance costs. We also believe that by removing the recycling fee, we will see increased community support and participation, diverting even more material from the landfill than we have through curbside pick-up. We have also sought to control energy costs by building a solar array at the airport and have planned two more for the water and wastewater facilities. Throughout the coming budget year, the city will continue to re-examine how we provide services to our residents and seek cost effective alternatives.

As past year experiences have shown, this budget document is a plan...a necessary first step at this moment. Many more steps will follow throughout the year. We appreciate the guidance that the City Council and taxpayers have provided. We will continue to respond to this input as this budget year unfolds.

---

730 MAINE  
QUINCY, IL 62301-4056  
217.228.4545  
QUINCYIL.GOV

## Table of Contents-Fund Number Order

	<b>Page</b>		<b>Page</b>
Financial Structure	1	253-IHDA Grants Fund	146
Budgeting	2	257-Bridge Lighting Fund	147
Strategic Goals	3		
Summary/Past Year Highlights	4	<b>Capital Projects Funds</b>	
Financial Goals	5	301-Capital Projects Fund	149-153
Balances by Fund	6	Appendix/Capital Improvement Plan	CPI insert
Summary by Fund Type	8	305-Transit Capital Projects Fund	155
City Wide Rev-Expense	9	309-Special Capital Projects Fund	156
Staffing Comparison	10	312-Special Tax Allocation TIF #2	157
		313-Special Tax Allocation TIF #3	158
<b>General Fund</b>		314-Water EPA 2019 Project Fund	159
Revenues	20	315-Sewer EPA 2019 Project Fund	160
Revenue Detail	21	317-American Rescue Plan Fund	161
Expense Summary	24	323-2019B Go Street Project Fund	162
City Organizational Chart	25	395-QMEA Capital Reserve	163
1101-City Council	26	397-Fire Equipment/Improv Fund	164
1301-Mayor	28		
1302-Treasurer	31	<b>Debt Service Funds</b>	165
1303-City Clerk	34	411-2009 Oakley-Lindsay Center G/O	166
1401-Director of Administration	37	415-2017 G/O Bond	167
1402-Purchasing	41	416-2019B G/O Bond	168
1403-Building Maintenance	44		
1501-Comptroller	46	<b>Enterprise Funds</b>	169
1601-Legal	49	501-Water Fund	172
1701-Boards and Commissions	54	502-Sewer Fund	182
1801-Non-Departmental	57	511-Quincy Regional Airport Fund	192
1901-Information Technology	59	512-Airport PFC Fund	198
2110-Police	61	513-Airport Hangar Fund	199
2210-Fire	72	514-Municipal Barge Dock Fund	201
3110-Public Works/Cen Services	83	531-Regional Training Facility	203
3712-Engineering	93	533-Garbage Fund	205
011-Cash Reserve Fund	99	534-Recycling Fund	208
<b>Special Revenue Funds</b>	101	<b>Internal Service Funds</b>	211
201-Planning & Development Fund	105	601-Central Garage Fund	213
202-9-1-1 System Fund	114	603-Vehicle Replacement Fund	218
203-Housing Resource Fund	118	611-Self Insurance Fund	220
204-9-1-1 Surcharge Fund	119	612-Health Insurance Fund	225
205-Franchise Green Fund	122	613-Unemployment Comp. Fund	226
210-Motor Fuel Tax Fund	123		
211-Traffic Signal Fund	124	<b>Trust &amp; Agency Funds</b>	227
212-Town Road Tax Fund	125	701-Economic Development Fund	229
213-Economic Growth Fund	126	703-CBD Revolving Loan Fund	230
214-Mid Town Business District	127	704-Nghbrhd Hsg Rev. Loan Fund	231
224-Arts Commission	128	712-Sister City Commission Fund	232
240-Police Dept. Grants Fund	129	719-Lincoln Bicentennial Commission	233
241-Police Donations Fund	130	720-Human Rights Commission	234
242-243 Forfeiture Funds	131	721-Landfill Super Fund	235
244-Crime Lab Fund	132	724-Animal Rescue Fund	236
245-Fire Dept. Education Fund	133	743-Tourism Tax Fund	237
247-Fire Dept. Grant Fund	134		
248-Police Criminal Reg Fee Fund	135	<b>Component Units</b>	
249-Police DUI Fund	136	Quincy Public Library	239
250-Transit Fund	138	Woodland Cemetery Budget	243
252-DCCA Grant Fund	145		

The City's activities are budgeted and accounted for through the use of funds. A fund is a separate set of self-balancing accounts that comprise its assets, liabilities, fund equity, revenues, and expenditures. The City's funds are arranged in accordance with the Governmental Accounting Standards Board (GASB) and standards set by the Government Finance Officers Association (GFOA). The following fund types are used in this document:

**General Fund** is the general operating fund of the City. The restricted portion of General Fund is called the Cash Reserve Fund.

**Special Revenue Funds** are used to account for revenues derived from specific taxes, grants, or other restricted governmental revenue sources that are legally restricted to expenditures for specified purposes. Special Revenue Funds used by the City include:

201 Planning & Dev	211 Traffic Signal	243 Federal Forfeiture	249 Police DUI
202 9-1-1 Fund	212 Town Road Tax	244 Police Crime Lab	250 Transit
204 9-1-1 Surcharge	240 Police Grants	245 Fire Education	252 DCCA Grant
205 Franchise Fee	241 Police Donations	246 Fire Donations	253 IHDA Grant
210 Motor Fuel Tax	242 State Forfeiture	247 Fire Grant	257 Bridge Lighting

**Capital Project Funds** are created to account for financial resources to be used for the acquisition or construction of major capital facilities and infrastructure, except for the projects financed by legally restricted special revenue funds and proprietary fund types. The City's Capital Projects Funds include:

301 Capital Projects Fund	309 Special Cap Proj Fund
312 TIF #2 Fund	313 TIF #3 Fund
314 Water EPA 2019 Proj Fund	315 Sewer EPA 2019 Proj Fund
317 ARPA Reimb Fund	323 2019 GO Street Proj Fund
395 QMEA Capital Reserve Fund	397 Fire Equip Rep Fund

**Debt Service Funds** are used to account for the accumulation of resources for the payment of principal, interest, and agent fees for General Obligation Bonds/Debt issued on behalf of the Governmental Fund types.

**Proprietary Funds** are funds established to account for the self supporting municipal activities that are similar to private business. The activities are financed by sales and service fees. The City operates the following enterprise funds:

501 Water Fund	502 Sewer Fund
511 Airport Fund	512 Airport PFC Fund
514 Municipal Dock Fund	531 Regional Training Facility Fund
533 Garbage Fund	

**Internal Service Funds** are funds that provide either benefits or services to other funds or departments of government on a cost-reimbursement basis, with the goal to 'break-even' rather than make a profit, are funds established to account for funds that the City has retained custodial ownership. These funds include the Self Insurance, Health Insurance Funds, Central Garage.

**Trust and Agency Funds** are funds established to account for funds that the City has retained custodial ownership. These funds include the Revolving Loan funds, Commission Funds (Lincoln, Human Rights, and Tree Board), and Tourism Tax Fund.

**Component Units** are legally separate entities that meet any of three tests: 1) the primary government appoints the voting majority of the board of the component unit and is able to impose its will or is in a relationship of financial burden or benefits; 2) the component unit is fiscally dependent upon the primary government; 3) the financial statements would be misleading if data from the component unit were not included. The Quincy Public Library and Woodlawn Cemetery are both component units of City government.

**Basis of Accounting & Budgeting**

The operating budget is adopted each fiscal year for all fund types. The modified accrual basis of accounting and budgeting is used for the Governmental Funds. Under the modified accrual basis of accounting, revenues are recorded when susceptible to accrual. Expenditures are recorded when the related liability is incurred

Budgetary control is exercised by line item accounts, in an effort to monitor revenues and expenditures as they occur in relation to the approved budget. This allows for the management of expenditures as necessary to achieve a balanced budget. A balanced budget occurs when the total expenditures and other financing expenses are equal to the total revenues and other financing sources resulting in no change of fund balance.

**Amendment of Budget**

Department Heads may initiate transfers of funds between line item accounts within the department upon approval of the Director of Administrative Services (DOAS) and the Comptroller. These are called "Line Item Transfers" and the Finance Committee reviews these transfers on a monthly basis.

Transfer of budget funds from one Department/Division to another Department/Division in excess of \$10,000 requires City Council approval, accomplished by a two-third majority vote. Increases or decreases in overall budget revenue or expenditures in excess of \$10,000 also require a two-thirds majority vote by City Council.

Normally, no departmental transfer shall occur from any salary/benefit line item or from the fleet maintenance (expense account 36-01) without discussion/pre-approval from both the DOAS and Comptroller.

**Adoption of Budget**

November - The budget process starts with the Staffing Plan approvals. The Staffing Plans consist of salary and benefit information for each employee, transfers of shared positions, and calculations of full-time equivalencies for each department/division. Each department head reviews their plan and any staffing increases are submitted for authorization.

December - Pension Contributions. During the adoption of the tax levy, the City Council determines the level of funding of the pension contribution. In past years, the Council has committed fund balance during the tax levy in lieu of levying for the entire pension contribution not covered by other funding sources.

January - Revenue Estimates. City Staff develops a current year revenue projection based on the eight months (May - December) actual data. Staff discusses any local economic factors and makes a projection based on the past 5-year average. These revenue projections are used to project the following fiscal year and also a trend is projected for the next five years. This revenue projection is presented to City Council in February.

February - Each department is required to submit their budget requests. City Staff consisting of the Mayor, the Director of Administrative Services, the Comptroller, and the City Treasurer who meet with each department head to review budget submissions, discuss any significant changes, and review requests for capital outlay. The process allows for expense adjustments so that spending is within revenue projections. February 27, 2023 the City Council is given presentation detailing all general fund revenue sources, historic data and projections.

March - The revenue estimates are updated based on the past ten months actual data (May - February) and compared to the staff reviewed expense projections. The proposed budget is informally presented to City Council on March 20, 2023. Each week between April 10 and April 24, there will be budget hearings to discuss departmental budgets. Calendar for Adoption is:

- April 1, 2023 - Notice of Public Hearing is published in local newspaper.
- April 3, 2023 - 21 days prior to Adoption - Budget document is available to public.
- April 10, 2023 - Public Hearing & 1st Reading of Budget Ordinance
- April 17, 2023 - 2nd Reading of Budget Ordinance
- April 24, 2022 3rd Reading and Adoption of Budget Ordinance

---

The City Council adopted the Quincy Next Strategic Plan on March 12, 2018, the Quincy Transportation Plan on September 15, 2020 and the Riverfront Master Plan on April 21, 2021. Development priorities listed in the Plans as well as Administration initiatives include:

**Transportation:**

1. IL-57 Upgrade
2. 24th-36th & State Street Improvements
3. 3<sup>rd</sup> St and 4<sup>th</sup> St One ways to two Conversion
4. Harrison St and 24<sup>th</sup> St intersection improvements
5. Hampshire St and Vermont St One-Way to Two-Way
6. 6<sup>th</sup> St Corridor Activation
7. Off-Street Downtown Transit Transfer Station
8. York and Jersey One-way to Two-way
9. 48<sup>th</sup> Street and State Street Improvements
10. Quincy Barge Dock Elevation and Sea Wall Improvement

**Riverfront:**

1. Bury Overhead Electric Lines
2. Event Plaza, Interactive Play Area and Fountain Plaza
3. Terraced Riverfront Access & Courtesy Dock
4. Maine St Reconstruction, Scenic Overlook and Pedestrian Ramp
5. Stage & Access Area
6. High water Boat Ramp and Parking
7. Cruise Port Dock and Parking
8. Front Street Reconstruction
9. Kesler Park Trail
10. Pedestrian Bridge to Quinisspi Island

**Economic Development:**

1. Strategic Marketing Program (North Star)
2. Quincy Work Force Assistance Program (QWRAP) & Quincy Calling Campaign
3. Retail Marketing Program (NextSite)
4. Tourism Marketing Program (QACVB)
5. Vacant Big Box Retail Redevelopment Program
6. Land Bank Funding Support
7. Event Underwriting - Bet On Q
8. Hospitality and Retail Development Funds
9. Small Rental Rehab Program (SRRP), TIF Rental Rehab DDRP
10. In fill Land Development

**Other Goals:**

Job creation in the City of Quincy. Support of local businesses job creation. Due to cyber issue in May 2022, Tyler/Munis was delayed a year. Restarting that project now.

---



---

## SUMMARY OF PAST YEAR HIGHLIGHTS

**Fiscally Responsible**

- The 2022/2023 fiscal year saw excess revenues from state-shared sources Income Tax and PPRT. The huge hikes in Sales Tax and Home Rule / Purchase Tax from FYE 2022 likely due to the State's passage of the "Level the Playing Field" act have flattened.
- The City used additional funding to fund pensions at 100% of the actuarial recommended contribution.
- Committed \$5.4 million to the Capital Projects fund for infrastructure funding

**Provide a high quality of life for all residents through Community Engagement****Provide Quality Services**Public Safety

- Our police department responding to nearly 25,000 service calls and the fire department responding to nearly 3,500 calls for service
- Appointed a new Police Chief
- Renew Police body camera lease agreement
- Completed Fire Department building initiatives to become more energy efficient: new windows at several stations, upgrade apparatus floor lights to LED
- Adopted 2018 International Building & Residential Codes
- Adopted 2017 National Electric Code

Public Works

- Forestry removed nearly 130 overgrown or dangerous trees on city right of way
- Street Maintenance installed over 500 yards of concrete for sidewalks and curbs
- Patch Truck covered pot holes across town with over 200 tons of cold patch material along with 150 tons of surface/binder material
- Maintain safe roads during snow/ice, spreading 193 tons of salt this past winter
- Provided free curbside brush collection
- Moved curbside recycling to a free city-wide drop off collection with three service points at HyVee 12th & Harrison, Pepsi 12th & Locust, and Home Depot 54th & Broadway

**Economic Development**

- The Mayor and Council continued supporting the five key foundations for our 45X30 Economic Growth program: Tourism, Retail Development, Strategic Marketing, Large store renovation assistance, and Entertainment Underwriting.
- Supported QRAP (relocation assistance) to attract skilled workers to our city
- Recognized economic impact of the Quincy Regional Airport \$24.7 million
- Secured grants for development and growth of Quincy
  - \$2.4 million for Sixth Street Streetscape
  - \$1.4 million for Congressional Allocation for two solar farms for utilities
  - \$550,000 for owner-occupied home repair grants on city's NW side
  - \$400,000 Congressional Allocation for lead water line replacements
  - \$300,000 IHDA grant for home repairs on city's NW side
- Promoted Tourism through BET on Q - Bring Entertainment to Quincy grants
- Worked with consultant on Hotel Room Study for Quincy market

**Invest in City-Wide infrastructure**

- Disbursed \$2.34 million loan for improvement to the Barge Dock
- Disbursed \$1.3 million loan for Solar development at Quincy Regional Airport
- Continued the nearly final phase of the \$19 million Street (2019 GO Bond project)
- Disbursed \$6 million to the Capital Projects Fund

**FISCAL YEAR 2024 GENERAL FINANCIAL GOALS**

During our budget process, the City seeks to adopt a budget with long-term financial policies in mind. These policies are designed to provide a framework for the administration to plan for future budgetary needs and to improve our City's financial position. The budget was formed utilizing the following financial goals:

**-Maintain the city's projected year end general fund unassigned balance (i.e. "Cash Reserve Fund")to 10% of the General Fund operating expenses.** An adequate level of fund balance is essential to reduce potential and current risks (i.e. shortfalls in revenues and unanticipated expenditures) and ensures a stable cash flow.

**- The City should maintain a balanced budget under normal conditions.** A balanced budget is defined as a budget where recurring estimated revenues equal recurring estimated expenses during a single fiscal year. A balanced budget shows prudent use of the City's resources and helps instill fiscal stability.

Restricted Cash for Pensions	\$	2,800,000
Plus Beginning Fund Balance	+ \$	9,000,000
FY 2024 GF revenues	+ \$	50,240,000
Total Available	= \$	62,040,000

FY 2024 GF expenses	-	\$ 52,720,000
Ending Fund Balance	=	\$ 9,320,000

**- The City is fully funding pension costs.** Each year the Illinois Department of Insurance provides an actuarial minimum required contribution (ARC) for each pension plan. Additionally, the City hires a private actuarial firm to provide the annual contribution amount. The city has normally funded the higher of the two recommended contribution amounts to be 90% funded by 2040. **The pension funds combined contributions will plan to fund at 106% of the ARC in FYE 2024.**

**-Set a minimum level of funding for capital spending.** Revenues derived from the City's Purchase Tax are used to fund the Capital Projects. Our minimum Purchase Tax allocation has been as low 22% in the past 10 years. **This year's budget allocates 51% of purchase tax revenues to Infrastructure.**

**-Adopt a 5 Year Comprehensive Infrastructure Plan (CIP) on an annual basis.** The CIP is a statement of the City's long and short-term capital improvement plans. The short-term is the first year of the CIP, which is incorporated into our annual operating budget. The long-term goal of the CIP is to provide for adequate funding to meet long term capital needs as determined by our citizens, alderpersons and administration. This Comprehensive Infrastructure Plan can be found in the Appendix of this document.

	4/30/23 Estimated Fund Balance	FY 2024 Plus: Revenues	FY 2024 Less: Expenses	4/30/24 Estimated Fund Balance
<b><u>General Fund</u></b>				
001-General Fund	9,000,000	50,239,722	52,669,655	6,570,067
011-Cash Reserve Fund	4,800,000	-	-	4,800,000
	13,800,000	50,239,722	52,669,655	11,370,067
<b><u>Special Revenue Funds</u></b>				
201-Planning & Development Fund	100	1,196,513	1,196,513	100
202-9-1-1 System Fund	100	1,215,350	1,215,349	101
203-Housing Resource Fund	1,050,000	11,200	603,206	457,994
204-9-1-1 Surcharge Fund	2,320,000	910,800	2,901,500	329,300
205-Franchise Fee "Green" Fund	120,000	502,720	500,220	122,500
210-Motor Fuel Tax Fund	4,300,000	1,640,000	5,365,942	574,058
211-Traffic Signal Fund	45,000	40,300	63,540	21,760
212-Town Road Tax Fund	102,000	6,500	100,000	8,500
213-Economic Growth Fund	2,300,000	1,562,000	3,844,000	18,000
214-Mid Town Business District Fund	290,000	168,200	275,000	183,200
224-Arts Commission Fund	10,000	2,100	10,000	2,100
240-Police Dept. Grants Fund	19,700	123,974	123,133	20,541
241-Police Donations Fund	39,000	8,400	38,375	9,025
242-State Forfeiture Fund	35,000	16,050	24,200	26,850
243-Federal Forfeiture Fund	2,400	5,010	2,470	4,940
244-Crime Lab Fund	9,500	9,800	17,400	1,900
245-Fire Dept. Education Fund	10,000	1,100	5,500	5,600
246-Fire Donations Fund	16,000	1,575	12,730	4,845
247-Fire Department Grant Fund	336	15	340	11
248-Police Criminal Reg Fee Fund	48,000	25,350	50,000	23,350
249-Police DUI Fund	72,000	30,300	82,000	20,300
250-Transit Fund	100	5,068,782	5,068,783	99
252-DCCA Grants Fund	2,900	4,063,200	4,063,200	2,900
253-IHDA Grants Fund	6,000	315,000	15,000	306,000
257-Bridge Lighting Fund	61,700	2,300	3,400	60,600
	10,859,836	16,926,539	25,581,801	2,204,574
<b><u>Capital Projects Funds</u></b>				
301-Capital Projects Fund	11,600,000	8,150,000	18,112,847	1,637,153
305 -Transit Cap Proj Fund	-	5,141,834	2,375,000	2,766,834
309-Special Capital Projects Fund	6,000	16,300	16,300	6,000
312-Special Tax Allocation TIF #2	1,300,000	611,500	1,674,700	236,800
313-Special Tax Allocation TIF #3	430,000	152,000	576,445	5,555
314-Water EPA 2019 Proj Fund	18	8,502,500	8,502,500	18
315-Sewer EPA 2019 Proj Fund	227,000	6,004,000	6,002,000	229,000
317-ARPA Fund	3,210,678	-	3,210,678	-
323-2019B GO Street Proj Fund	1,756,097	1,000	1,755,194	1,903
395-QMEA Capital Reserve Fund	235,000	217,000	452,000	-
397- Fire Equip Replacement Fund	239,900	83,869	223,000	100,769
	19,004,693	28,880,003	42,900,664	4,984,032

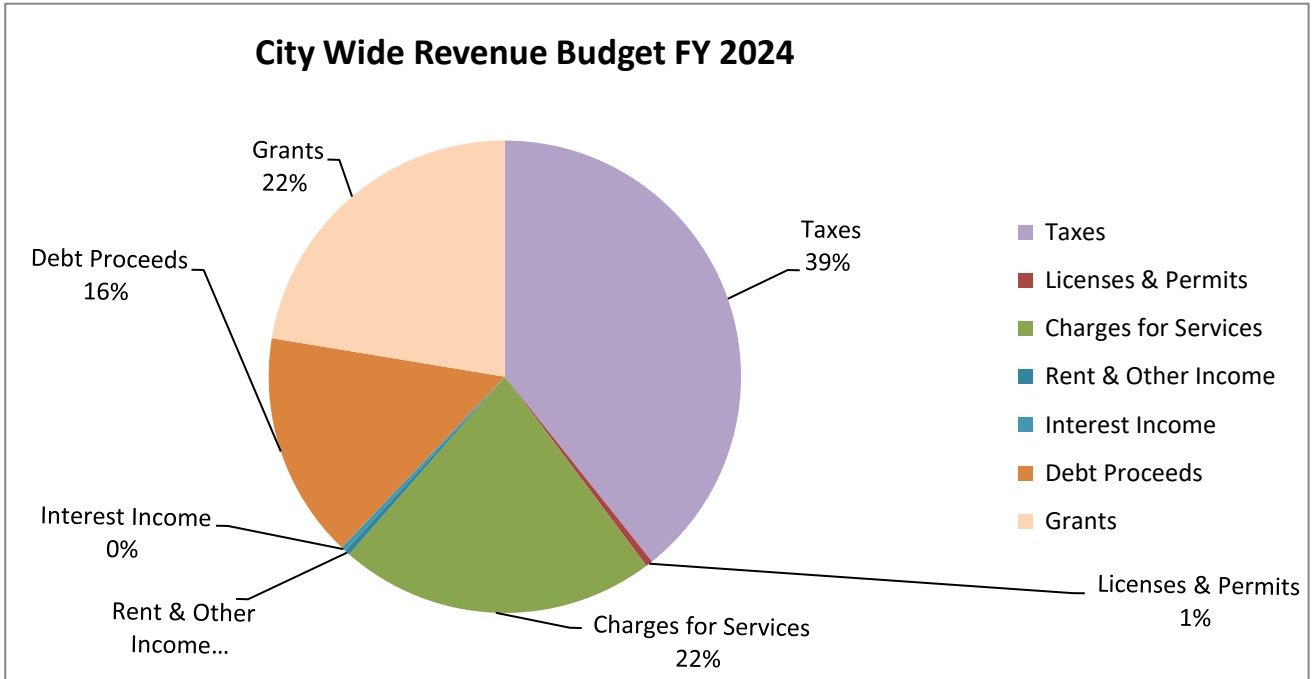


	4/30/23 Estimated Fund Balance	FY 2024 Plus: Revenues	FY 2024 Less: Expenses	4/30/24 Estimated Fund Balance
<b><u>Debt Service Funds</u></b>				
412-2009 Library G/O Bond Fund	228,000	461,400	468,550	220,850
415-2017 GO Bond (Jail)	19,000	650,225	659,100	10,125
416-2019B GO Bond	360,270	685,000	685,500	359,770
	607,270	1,796,625	1,813,150	590,745
<b><u>Enterprise Funds</u></b>				
501-Water Fund	3,051,372	14,350,000	14,028,886	3,372,486
502-Sewer Fund	3,500,000	11,536,500	11,377,253	3,659,247
511-Quincy Regional Airport Fund	100	11,753,081	11,753,081	100
512-Airport PFC Fund	264,000	15,500	215,500	64,000
513-Airport Hangar Fund	894,000	5,909,200	6,802,681	519
514-Municipal Dock Fund	620,000	1,125,000	1,264,964	480,036
531-Regional Training Facility	11,000	128,100	113,302	25,798
533-Garbage Fund	73,700	1,386,810	1,386,810	73,700
534-Recycle Fund	-	-	-	-
	8,414,172	46,204,191	46,942,477	7,675,886
<b><u>Internal Service Funds</u></b>				
601-Central Garage Fund	100	2,311,747	2,311,747	100
603-Vehicle Replacement Fund	1,231,000	284,840	950,000	565,840
611-Self Insurance Fund	1,500,000	2,300,289	2,699,085	1,101,204
612-Health Insurance Fund	52,000	5,756,508	5,686,000	122,508
613-Unemployment Comp. Fund	217,000	36,000	50,000	203,000
	3,000,100	10,689,384	11,696,832	1,992,652
<b><u>Trust &amp; Agency Funds</u></b>				
701-Econ Dev. Rev Loan Fund	1,765,000	96,000	1,109,000	752,000
703-CBD Revolving Loan Fund	780,000	27,900	279,000	528,900
704-Nghbrhd Hsg Rev. Loan Fund	249,000	1,400	150,000	100,400
712-Sister City Commission Fund	102,000	27,050	46,500	82,550
719-Lincoln Bicentennial Commission	12,300	5,250	14,800	2,750
720-Human Right Commission	380	10	380	10
721-Landfill L/C Fund	355	376,000	376,000	355
724-Animal Rescue Trust	18,360	200	18,500	60
743-Tourism Tax Fund	179,200	1,351,600	1,350,000	180,800
	3,106,595	1,885,410	3,344,180	1,647,825
TOTALS	58,792,666	156,621,874	184,948,759	30,465,781

	General Fund/ Cash Reserve Fund	Special Revenue Funds	Capital Projects Funds	Debt Service Funds	Enterprise Funds	Internal Service Funds	Total
<b>Beg Balance, May 1</b>	13,800,000	10,582,836	18,405,393	607,270	8,552,800	2,989,100	54,937,399
<b>REVENUES</b>							-
Taxes	47,285,848	4,734,220	755,000	1,795,825	35,000	-	54,605,893
Licenses & Permits	586,500	-	80,000	-	-	-	666,500
Charges for Services	677,200	859,000	-	-	20,665,500	7,928,397	30,130,097
Rent & Other Income	94,954	113,570	19,069	-	121,548	153,900	503,041
Interest Income	50,000	66,344	116,100	800	192,400	17,800	443,444
Debt Proceeds	-	-	14,502,000	-	7,000,000	-	21,502,000
Grants	48,000	9,289,912	5,141,834	-	16,636,415	-	31,116,161
<b>Total before Transfers</b>	<b>48,742,502</b>	<b>15,063,046</b>	<b>20,614,003</b>	<b>1,796,625</b>	<b>44,650,863</b>	<b>8,100,097</b>	<b>138,967,136</b>
Transfers In	510,220	1,863,493	8,266,000	-	1,553,328	257,747	12,450,788
Inter-Gov. Revenues	1,007,000	-	-	-	-	2,331,540	3,338,540
<b>TOTAL REVENUE</b>	<b>50,259,722</b>	<b>16,926,539</b>	<b>28,880,003</b>	<b>1,796,625</b>	<b>46,204,191</b>	<b>10,689,384</b>	<b>154,756,464</b>
Total Funds Available	64,059,722	27,509,375	47,285,396	2,403,895	54,756,991	13,678,484	209,693,863
<b>EXPENDITURES</b>							
Salaries & Benefits	30,187,281	4,809,107	-	-	4,818,460	6,629,840	46,444,688
Contracted Services	5,071,857	4,190,011	397,722	-	6,704,418	2,626,092	18,990,100
Commodities	1,284,321	646,295	11,655	-	4,377,840	1,311,000	7,631,111
Capital Outlay	2,327,137	10,645,338	38,749,037	-	26,871,465	965,500	79,558,477
Miscellaneous	62,001	4,271,365	158,400	1,250	1,140,389	164,400	5,797,805
Debt Service	109,966	-	-	1,811,900	3,029,905	-	4,951,771
Transfers to Outside Entities	3,107,525	-	-	-	-	-	3,107,525
<b>Total before Transfers</b>	<b>42,150,088</b>	<b>24,562,116</b>	<b>39,316,814</b>	<b>1,813,150</b>	<b>46,942,477</b>	<b>11,696,832</b>	<b>166,481,477</b>
Interfund Transfers	10,492,567	1,019,685	3,583,850	-	-	-	15,096,102
<b>TOTAL EXPENDITURES</b>	<b>52,642,655</b>	<b>25,581,801</b>	<b>42,900,664</b>	<b>1,813,150</b>	<b>46,942,477</b>	<b>11,696,832</b>	<b>181,577,579</b>
<b>Ending Balance, Apr 30</b>	<b>11,417,067</b>	<b>1,927,574</b>	<b>4,384,732</b>	<b>590,745</b>	<b>7,814,514</b>	<b>1,981,652</b>	<b>28,116,284</b>

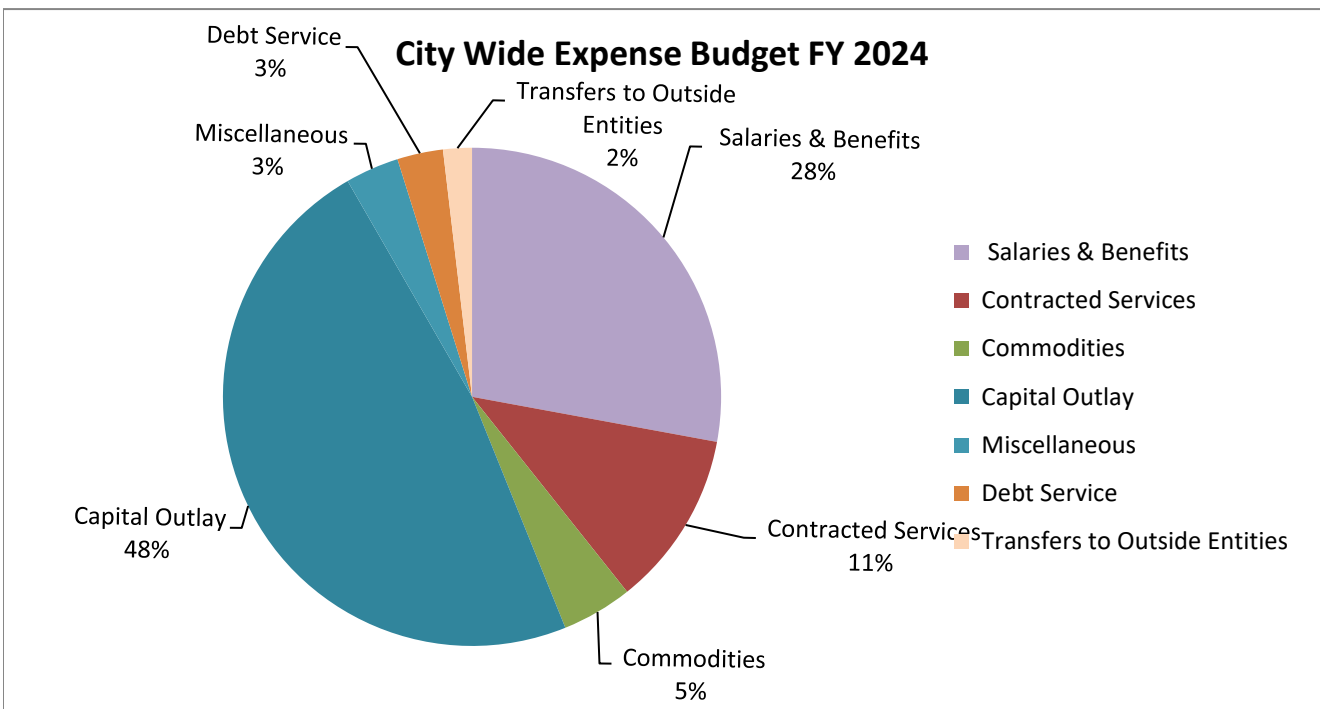
**Revenue Budget by Source**

The pie chart below depicts City Wide revenue by source. This chart shows all revenue types from all funds (excluding inter-fund transfers and administrative cost share transfers so as not to double count available resources).



**Expenses by Source**

The pie chart below depicts City Wide expenses by source. All city funds are included in the chart.

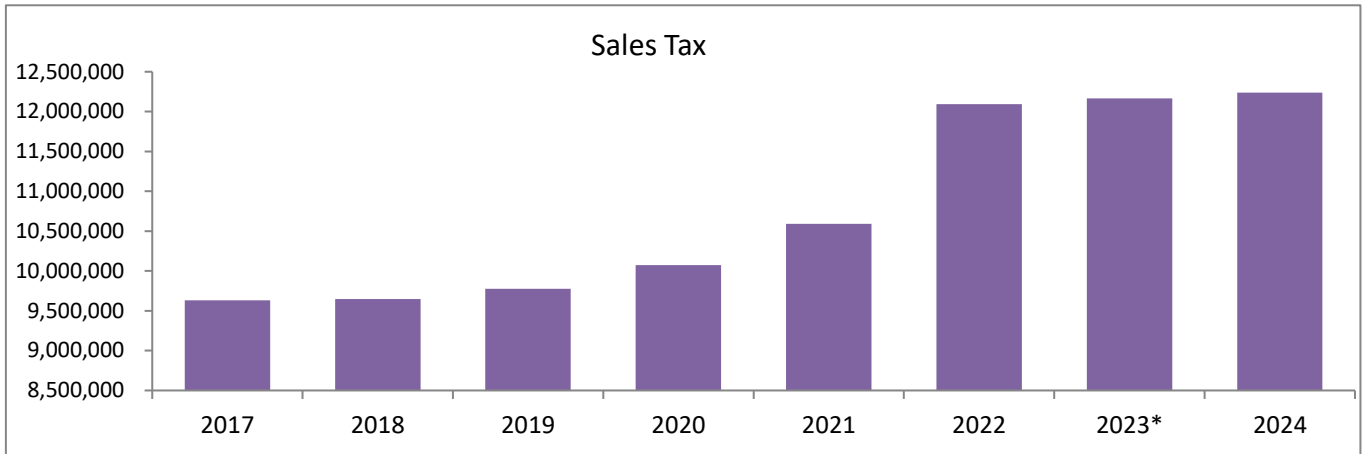


DEPARTMENT/DIVISION	FY 20 Budget		FY 21 Budget		FY 22 Budget		FY 23 Budget		Proposed FY 24	
	Full-Time	PT	Full-Time	PT	Full-Time	PT	Full-Time	PT	Full-Time	PT
1101 City Council		14		14		14		14		14
1301 Mayor	2		2		2		2		2	
1302 Treasurer	3.4		3.4		3.4		3.4	1	3.4	1
1303 City Clerk	3		3		2		2		2	
1401 Dir of Admin	1		1		1		1		1	
1402 Purchasing	1		1		1		1		1	
1403 Build Maint	1		1		1		1		1	
1501 Comptroller	4		4		4		4		4	
1701 Fire/Police Comm		3		3		3		3		4
1901 MIS	4		4		3		3		5	
1600 Legal		3		3		3		3		3
<b>Police</b>										
2110 Police Admin	3		3		3		3		3	
2111 Police-Civilian	11.6	1	11	1	11	1	11		11	
2112 Police-Patrol	71		70		70		70		70	
2113 Police-Training										
2115 Evidence Tech	1	1	1	1	1	1	1	1	1	1
2116 Police-Humane Officer	1		1		1		1		1	
	<b>87.6</b>	<b>2</b>	<b>86</b>	<b>2</b>	<b>86</b>	<b>2</b>	<b>86</b>	<b>1</b>	<b>86</b>	<b>1</b>
<b>Fire</b>										
2210 Fire Dept-Admin	2		2		2		2		2	
2211 Fire - Civilian	2		2		2		2		2	
2212 Fire Fighters	57		57		55		57		57	
2214 Fire Training	1		1		1		1		1	
	<b>62</b>	<b>0</b>	<b>62</b>	<b>0</b>	<b>60</b>	<b>0</b>	<b>62</b>	<b>0</b>	<b>62</b>	<b>0</b>
<b>Central Services</b>										
3110 Administration	2.5		2.5		2.5		3		3	
3112 Forestry	4		4		4		4		4	
3116 Paint & Sign Shop	2		2.5		2.5		2.5		2.5	
3117 Nuisance Abatement			1		2		2		2	
3152 Concrete	6		4.5		5.5		5.5		7.5	
3154 Brush/Compost	0		0		0		0		0	
	<b>14.50</b>	<b>0</b>	<b>14.50</b>	<b>0</b>	<b>16.50</b>	<b>0</b>	<b>17.00</b>	<b>0</b>	<b>19.00</b>	<b>0</b>
<b>Engineering</b>										
3712 Engineering	5.1		5.25		6.13		6.25		6.25	
<b>Planning &amp; Development</b>										
2410 Admin-Zoning	0		0		0		0		0	
2411 Protective Inspections	4	1	4	1	3	1	3	1	3	1
3117 Nuisance Abatement					1		1		1	
6310 Comm Dev-Admin	3.4		3		4		4		4	
6311 Comm Dev-Planning	0		0		0		0		0	
	<b>7.4</b>	<b>1</b>	<b>7</b>	<b>1</b>	<b>8</b>	<b>1</b>	<b>8</b>	<b>1</b>	<b>8</b>	<b>1</b>

DEPARTMENT/DIVISION	FY 20 Budget		FY 21 Budget		FY 22 Budget		FY 23 Budget		Proposed FY 24	
	Full-Time	PT	Full-Time	PT	Full-Time	PT	Full-Time	PT	Full-Time	PT
<b>9-1-1</b>										
202 9-1-1 System	21	1	18		17		17	3	17	3
204 9-1-1 ETSA			3		4		4		4	
	<b>21</b>	<b>1</b>	<b>21</b>	<b>0</b>	<b>21</b>	<b>0</b>	<b>21</b>	<b>3</b>	<b>21</b>	<b>3</b>
<b>Transit</b>										
3410 Administration	1.6		2		2		2		2	
3412 Clerical	3.5		2.5		2.5		3		3	
3413 Drivers	16	17	17	18	17	18	17	17	17	17
3415 Maint Supervision	2.15		2.15		2.15		2.15		2.15	
	<b>23.25</b>	<b>17</b>	<b>23.65</b>	<b>18</b>	<b>23.65</b>	<b>18</b>	<b>24.15</b>	<b>17</b>	<b>24.15</b>	<b>17</b>
<b>Water</b>										
3155 Water Distribution	12.75		12.5		14.5		14		14.5	
3156 Water Metering	5.00		5		5		5		5	
3310 Utilities Administration	2.1		2.1		2.22		1.6		1.6	
3312 Commercial	3		3		3		3		3	
3314 Purification	11		10		11		10.8		10.8	
	<b>33.85</b>	<b>0</b>	<b>32.60</b>	<b>0</b>	<b>35.72</b>	<b>0</b>	<b>34.40</b>	<b>0</b>	<b>34.90</b>	<b>0</b>
<b>Sewer</b>										
3150 Admin-Field Op/Sewer	0		0		0		0.25		0.25	
3153 Street Cleaning	1.5		1.25		1.25		1.25		1.25	
3157 Sewer Maint	7.9		9.25		7.25		7.25		9.5	
3321 Pretreatment	0.25		0.25		0.25		0.2		0.2	
	<b>9.65</b>		<b>10.75</b>		<b>8.75</b>		<b>8.95</b>		<b>11.2</b>	
<b>Airport</b>										
4310 Administration	1.4		1	1	2		2		2	
4313 Maintenance	5		4		4		4		4	
	<b>6.4</b>	<b>0</b>	<b>5</b>	<b>1</b>	<b>6</b>	<b>0</b>	<b>6</b>	<b>0</b>	<b>6</b>	<b>0</b>
<b>Garbage</b>										
3113	6.75		7.75		7.75		7.75		7.25	
<b>Recycling</b>										
3114	4.75		4.25		4.25		4.25		0	
<b>Central Garage</b>										
3115	7.85		7.85		7.85		7.85		7.85	
<b>Self Insurance</b>										
3810 Self Insurance	1		2		2		2		2	
3811 Risk Management	1.5		2		2		1		1	
	2.5		4		4		3		3	
<b>TOTALS</b>	<b>312.00</b>	<b>41</b>	<b>311.00</b>	<b>41</b>	<b>313.00</b>	<b>41</b>	<b>314.00</b>	<b>43</b>	<b>316.00</b>	<b>44</b>

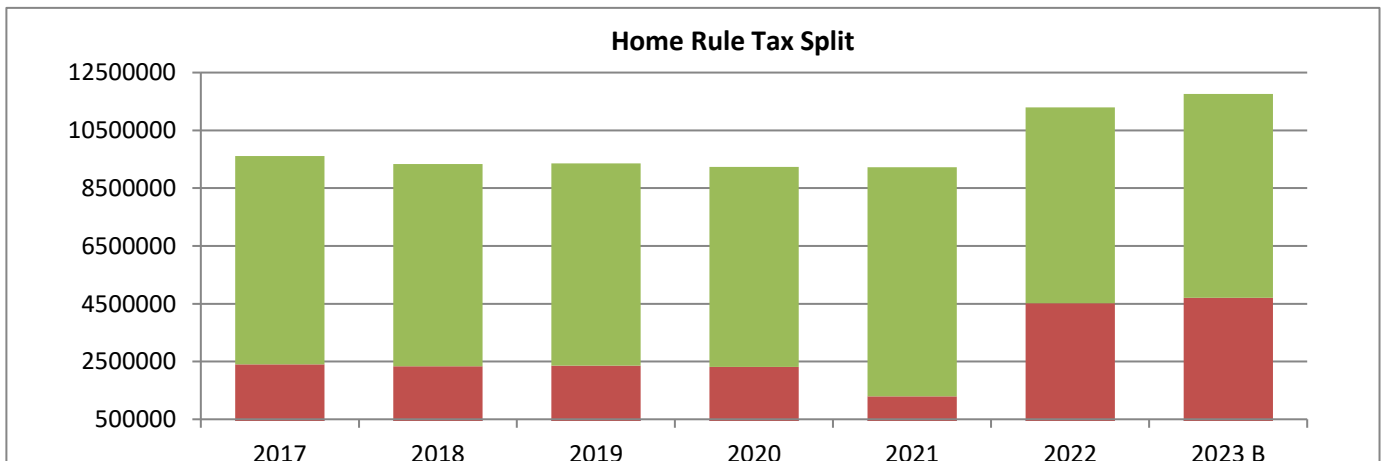
**SALES TAX**

The State of Illinois collects sales tax from retailers operating within the City limits. The State imposed rate is 6.25%. The State distributes 1% back to the City. The City reviews the past 5-year trend to project the future 5-year trend, adjusted for any national or local economic factors. FY 2024 is projected to be relatively flat to FY 2023. Sales Tax makes up 24% of General Fund revenues and all sales tax revenues support General Fund expenditures.



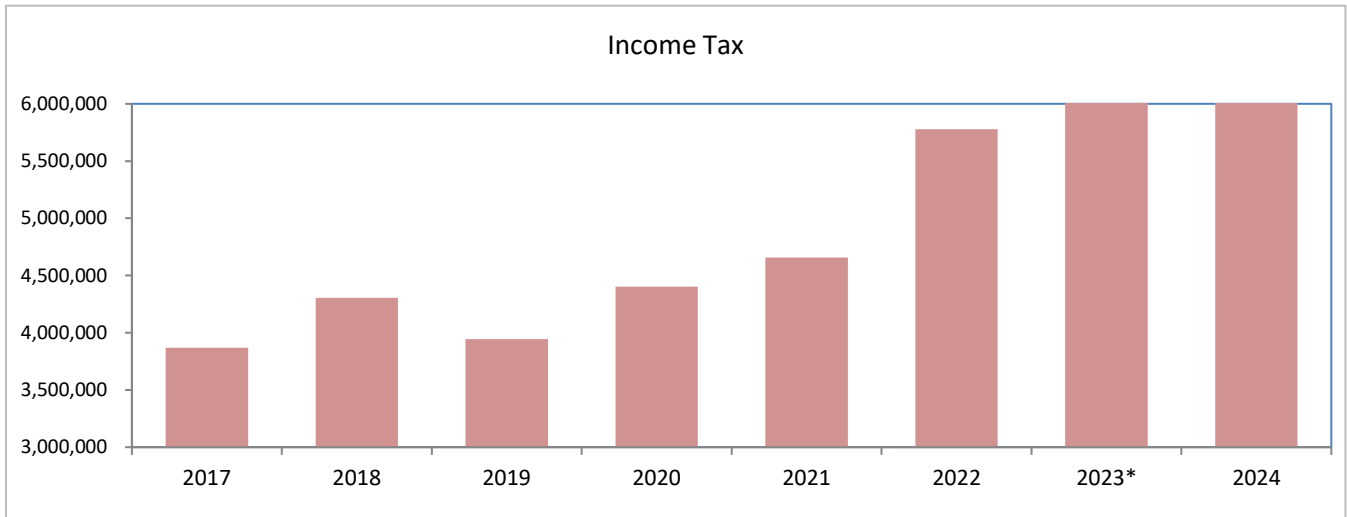
**HOME RULE "PURCHASE" TAX**

Home Rule units of government (cities with elected officials and more than 25,000 people) have the authority to impose a tax on those in the business of selling tangible personal property at retail in their jurisdiction. The Home Rule Sales Tax rate is set by the City; and collected by the State. The City's Home Rule rate of 1.5% does not apply to groceries, drugs, and personal property licensed through the Secretary of State's office (vehicles, campers, trailers, motorcycles, etc). The City's current rate took effect on June 1, 2002 when the rate increased from 0.75% to 1.50%. Ordinance 9315, adopted September 18, 2017, maintains the rate of 1.5% and requires an annual review of the rate during the budget process. The Home Rule tax is split between General Fund operations and Infrastructure spending in the Capital Projects Fund #301. The funding split is approved during the budget process. The State currently imposes an administrative collection fee of 1.5%. FY 2023 is expected to be flat to FYE 2022. The proposed split plans to use 49% for General Fund and 51% Capital Projects Fund. Home Rule "Purchase" Tax represents 23% of the General Fund revenue.



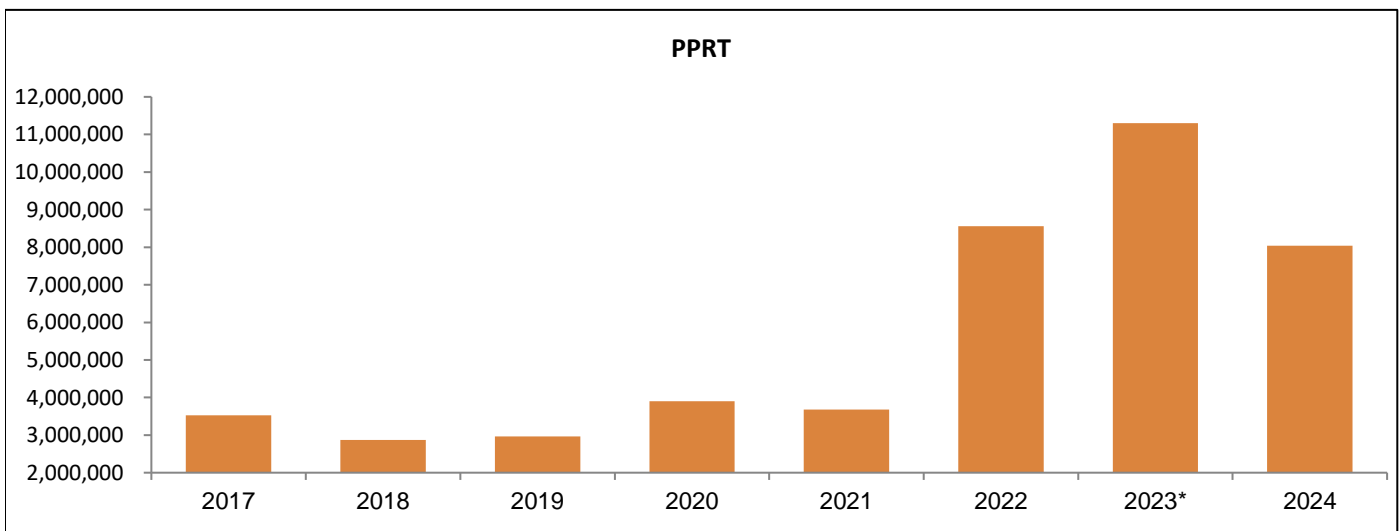
**INCOME TAX**

The State of Illinois taxes the income of individuals and corporations at the rate of 4.95% (individuals) and 7% (corporations). The State uses a Local Government Distributive Fund (LGDF) to distribute the respective amounts to each city/county within the state. The amount each locality receives is based on its population in proportion to the total state population. The City's population declined 2.17% since the 2010 census of 40,633 to the 2020 census of 39,463. The funding formula for distributions changes with each State budget passage. Income Tax represents 12% of the FY2024 General Fund revenue. FY 2024 is projected at the IML estimate of \$155.40 per capita



**PERSONAL PROPERTY REPLACEMENT TAX**

The State of Illinois enacted this tax in August, 1979. Replacement Taxes are revenues collected by the State and paid to local governments to replace money that was lost by local governments when their powers to impose personal property taxes were taken away. Corporations, partnerships, S corporations, and public utilities pay these taxes along with their state income tax payments. The City's PPRT funds are distributed as follows: Police Pension 9.32%, Fire Pension 13.42%, Library 10.969%. The General Fund receives the remaining 66.29% for operations. The IML has projected an 29% decline from FYE 2023 actual to FYE 2024; this is nearly a \$3.3 million reduction. PPRT revenues make up 16% of the General Fund total revenues.

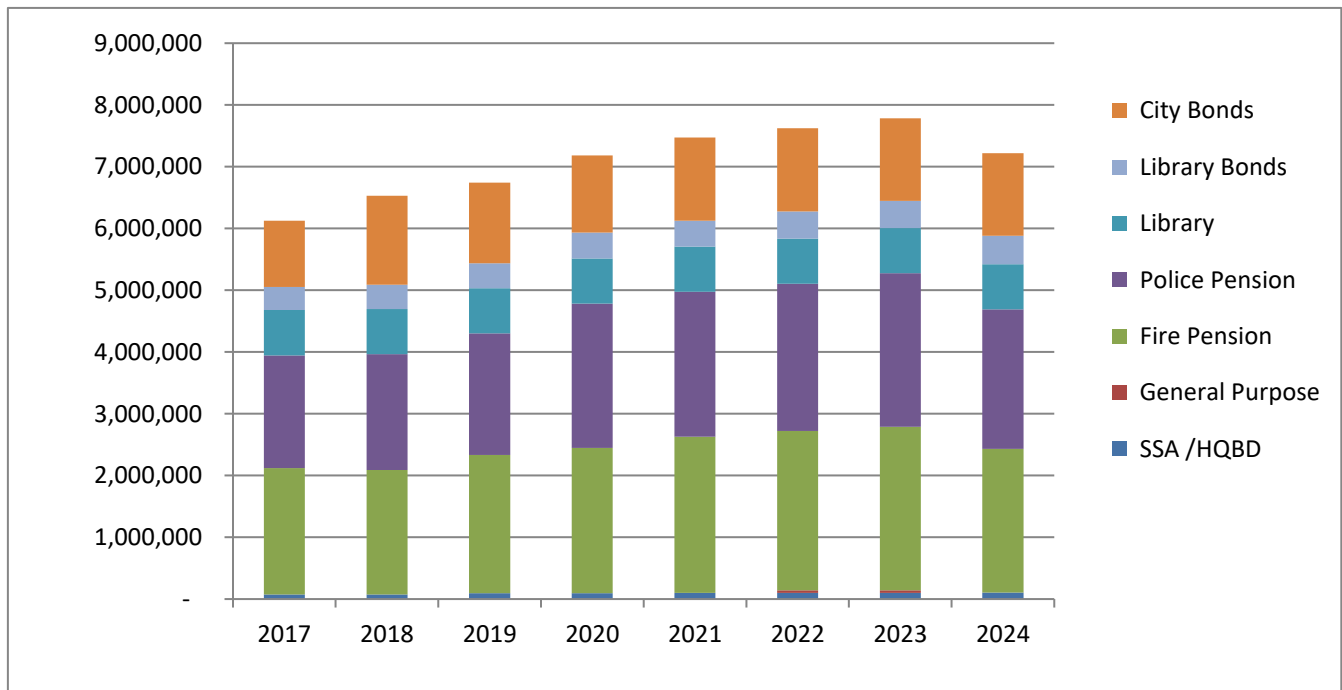


**PROPERTY TAX**

The City's property tax levy passed in December 2021 will be billed, collected, and disbursed by the County during fiscal year 2022/2023. The property tax levy consists of pensions obligations, library funding, and city and library bond debt. The bond portion of the levy is receipted into the appropriate Debt Service funds. The remaining General Fund portion of the property tax levy makes up 15% of total General Fund revenues. The pass-through amounts for the Quincy Public Library and Historic Quincy Business District are budgeted as tax distributions.

Any changes in property assessments have significant impact upon the General Fund. Property is assessed at 1/3 of market value less a homestead exemption for those who qualify. The tax rate is applied to each one hundred dollars of assessed valuation to determine the amount of property tax. The City proposed a tax levy that should produce a flat tax rate for 2021 with total tax of \$1.078 per \$100 of assessed property value.

FY	SSA /HQBD	General Purpose	Fire Pension	Police Pension	Library	GF portion	Library Bonds	City Bonds
2017	76,569	-	2,042,068	1,828,188	731,763	<b>4,678,588</b>	373,937	1,071,884
2018	75,372	-	2,013,460	1,878,099	730,578	<b>4,697,510</b>	392,686	1,438,594
2019	95,000	-	2,236,336	1,969,335	732,045	<b>5,032,716</b>	402,258	1,306,564
2020	96,070	-	2,349,012	2,336,629	732,303	<b>5,514,014</b>	419,003	1,248,119
2021	98,880	-	2,531,042	2,346,723	730,441	<b>5,707,086</b>	421,232	1,346,986
2022	99,707	40,069	2,581,846	2,382,952	732,052	<b>5,836,626</b>	438,873	1,345,520
2023	102,000	40,000	2,645,676	2,487,541	732,052	<b>6,007,269</b>	440,000	1,337,050
2024	107,000	-	2,326,469	2,258,152	732,052	<b>5,423,673</b>	461,100	1,334,725





---

---

**OPERATING EXPENDITURES****Salaries & Benefits**

The City has six labor unions with contracts: 822/Machinists, Police Patrol, Police Lieutenants & Supervisors, Fire Fighters, 9-1-1, and Transit Union. The Machinists, Fire, and Transit union contracts which call for 3% for FYE 2024 as annual wage increase. These contracts all expire 4/30/2024. Neither of the Police contracts have settled; however that budget plans for 2.75% in FYE 2022 as well as 2.75% in FYE 2023 along with the planned 3% for FYE 2024. The 9-1-1 contract expires April 30, 2026. The City switched to a fully funded health care plan effective January 1, 2022 with no change in the group health insurance premiums. The premium did increase by 7% on January 1, 2023. The estimated impact of the Jan 1, 2024 premium is to be determined. All city departmental contributions for health insurance are paid to the Health Insurance Fund #612 which pays claims as a self-insured plan and now the premiums for fully funded health.

The City is over funding pensions in FYE 2024 at 106% ARC, which is flat to FYE 2023 funding. The IMRF employer rate for the 2023 calendar year is 2.88%, which is a decrease of 54% to the calendar 2022 rate of 6.18%.

**Contracted Services**

This category of spending represents Professional services (audit, legal, engineering), Technical services (medical, utility, cleaning), and Repair and Maintenance Services (building repairs, vehicle repairs, infrastructure repairs), Rentals (our internal fleet and vehicle replacement is included here), Insurance (which includes MICA, the city wide insurance for workers comp and property liability), and other services such as communications, travel, registrations, etc. The City's work comp/general liability expense is projected at a 10% increase over FY 2023.

**Commodities**

This category of spending represents the supplies purchased. Example include office supplies, energy (gas and electric), building and maintenance supplies, tools, and operational supplies for the departments type of business (examples include concrete, chemicals, paint, pipe, medical supplies, ammunition, etc.)

**Capital Outlay**

This category has different thresholds for asset types. Any equipment purchases of \$5,000 or more with an estimated useful life of 5 years or more is considered capital outlay. The threshold for buildings and street projects is \$25,000. The City adopted a new capital project fund expense policy which re-allocates recurring capital outlay to the departmental budgets. This practice will allow for the home rule funding to be used for true capital projects such as street projects and infrastructure improvements. Each department's narrative should reflect capital spending.

**Miscellaneous** This category represents costs like dues, taxes, and other miscellaneous expense.

**Debt Service**

The majority of our debt service is represented in our Debt Service Funds. This includes the debt payments for the city issued General Obligation bonds. Any lease payments would be displayed in this element.

**Transfers**

The Transfers can be internal fund transfers which represent subsidy funding or the transfers can be external funding to component units such as the Quincy Public Library or non-departmental transfers for sales tax rebates, cost share transfers, etc.

Note: Not all revenue sources are displayed

FY	Sales Tax		PPRT		Income Tax		Use Tax		Home Rule		Total Revenues	
2014	9,255,134	3.32%	3,395,597	14.44%	3,929,012	-1.48%	693,644	7.17%	9,219,345	-0.02%	33,687,195	3.69%
2015	9,495,867	2.60%	3,313,024	-2.43%	3,945,684	0.42%	782,471	12.81%	9,479,769	2.82%	34,279,005	1.76%
2016	9,649,109	1.61%	3,356,477	1.31%	4,338,717	9.96%	935,100	19.51%	9,572,958	0.98%	35,450,003	3.42%
2017	9,630,497	-0.19%	3,525,816	5.05%	3,868,781	-10.83%	992,766	6.17%	9,606,524	0.35%	35,792,782	0.97%
2018	9,648,771	0.19%	2,873,888	-18.49%	4,304,065	11.25%	1,054,067	6.17%	9,331,575	-2.86%	35,209,570	-1.63%
2019	9,775,223	1.31%	2,966,072	3.21%	3,945,016	-8.34%	1,201,398	13.98%	9,352,738	0.23%	36,656,145	4.11%
2020	10,075,198	3.07%	3,904,970	31.65%	4,403,980	11.63%	1,402,070	16.70%	9,238,067	-1.23%	38,990,497	6.37%
2021	10,591,863	5.13%	3,681,896	-5.71%	4,658,057	5.77%	1,816,678	29.57%	9,223,282	-0.16%	42,459,512	8.90%
2022	12,093,035	14.17%	8,558,821	132.46%	5,777,100	24.02%	1,541,721	-15.14%	11,380,506	23.39%	47,997,958	13.04%
2023*	12,165,000	0.60%	11,300,000	32.03%	6,443,639	11.54%	1,599,362	3.74%	11,741,000	3.17%	55,514,672	15.66%
* projected												
<b>5 yr avg</b>		<b>4.86%</b>	<b>38.73%</b>		<b>8.92%</b>		<b>9.77%</b>		<b>5.08%</b>			
Projected												
2024	12,238,000	0.60%	8,040,055	-29%	6,132,550	-4.83%	1,633,000	2.10%	11,764,705	0.20%	50,239,722	-9.50%
2025	12,452,165	1.75%	8,200,856	2.00%	6,209,207	1.25%	1,661,578	1.75%	11,970,587	1.75%	51,074,816	1.66%
2026	12,670,078	1.75%	8,364,873	2.00%	6,286,822	1.25%	1,690,655	1.75%	12,180,073	1.75%	51,925,381	1.67%
2027	12,891,804	1.75%	8,532,171	2.00%	6,365,407	1.25%	1,720,242	1.75%	12,393,224	1.75%	52,791,716	1.67%
2028	13,117,411	1.75%	8,702,814	2.00%	6,444,975	1.25%	1,750,346	1.75%	12,610,105	1.75%	53,674,127	1.67%
2029	13,346,966	1.75%	8,876,870	2.00%	6,525,537	1.25%	1,780,977	1.75%	12,830,782	1.75%	54,572,923	1.67%

Assumptions: Population 39,463 (2020 census) down 2.87% from 40,633 (2010 census)

- Tax Levy revenue for FY 2025-2029 based on EAV average growth of 2.50%
- Sales Tax projected at conservative 0.60% growth
- PPRT projected at IML estimate of 29% decline to FY 2023
- Income Tax is population based at IML Feb 2023 forecast of \$155.40 per capita
- Use Tax is population based at IML Feb 2023 forecast of \$41 per capita
- Home Rule (purchase tax) projected weak growth 0.08%
- Home Rule/Purchase Tax split 49% GF, 51% Capital

	General Fund Expenses 27PPs						PROJECTIONS						
	FY 2019	FY 2020	FY 2021	FY 2022	FY 2023 Budget	FY 2024 Budget	5 yr avg	Proj Factor	FY 2025	FY 2026	FY 2027	FY 2028	FY 2029
Salaries/PR taxes	14,623,234	13,922,271	15,418,917	15,442,170	16,662,306	17,330,131	3.55%	3.00%	17,465,499	17,989,464	18,529,148	19,085,022	19,657,573
Health Insurance	2,273,025	2,418,135	3,384,780	2,825,468	3,041,694	3,293,359	9.44%	10.00%	3,622,695	3,984,964	4,383,461	4,821,807	5,303,988
MICA	897,854	861,358	1,065,291	1,064,481	1,013,871	1,135,130	6.33%	2.00%	1,157,833	1,180,989	1,204,609	1,228,701	1,253,275
Police Pension	2,860,093	3,342,597	4,103,989	4,404,948	4,440,613	4,440,613	9.82%	10.00%	4,884,674	5,373,142	5,910,456	6,501,501	7,151,652
Fire Pension	3,274,394	3,537,670	4,514,529	4,822,000	4,973,845	4,973,845	10.18%	10.00%	5,471,230	6,018,352	6,620,188	7,282,206	8,010,427
IMRF	215,321	194,986	369,846	274,125	205,571	149,333	-1.85%	5.00%	156,800	164,640	172,872	181,515	190,591
Services	1,096,883	1,287,949	2,522,136	2,497,965	3,376,750	3,936,727	30.10%	2.50%	4,035,145	4,136,024	4,239,424	4,345,410	4,454,045
Supplies	700,685	811,423	687,764	763,156	1,171,641	1,284,321	15.05%	2.50%	1,316,429	1,349,340	1,383,073	1,417,650	1,453,091
Capital	160,924	206,322	252,248	473,065	1,008,162	2,327,137	101.79%	0.00%	750,000	750,000	750,000	750,000	750,000
Misc	67,381	69,740	202,674	39,597	560,433	62,001	55.20%	0.00%	62,001	62,001	62,001	62,001	62,001
Non-Dept Trnsfr	8,237,795	8,274,263	5,122,783	15,990,615	16,419,815	13,627,092	34.1%	1.00%	13,258,363	13,390,947	13,524,856	13,660,105	13,796,706
Debt Service	7,806	89,338	89,338	89,338	89,338	109,966		0.00%	109,966	8,100	8,100	8,100	8,100
	<u>34,415,395</u>	<u>35,016,052</u>	<u>37,734,295</u>	<u>48,686,928</u>	<u>52,964,039</u>	<u>52,669,655</u>			<u>52,290,634</u>	<u>54,407,962</u>	<u>56,788,187</u>	<u>59,344,019</u>	<u>62,091,449</u>
Annual Increase		1.75%	7.76%	29.03%	8.78%	-0.56%			-0.72%	4.05%	4.37%	4.50%	4.63%

Assumptions for 5-year projections:

Salaries/Benefits 3% increase over FY 2024 budget

Health Insurance projected at 10%

MICA projected below 5-year average, assuming premium reductions

IMRF assuming 5%

Services and Supplies are both projected to grow at 2.5% economic impacts

Capital outlay is projected to stay flat at \$750K per year

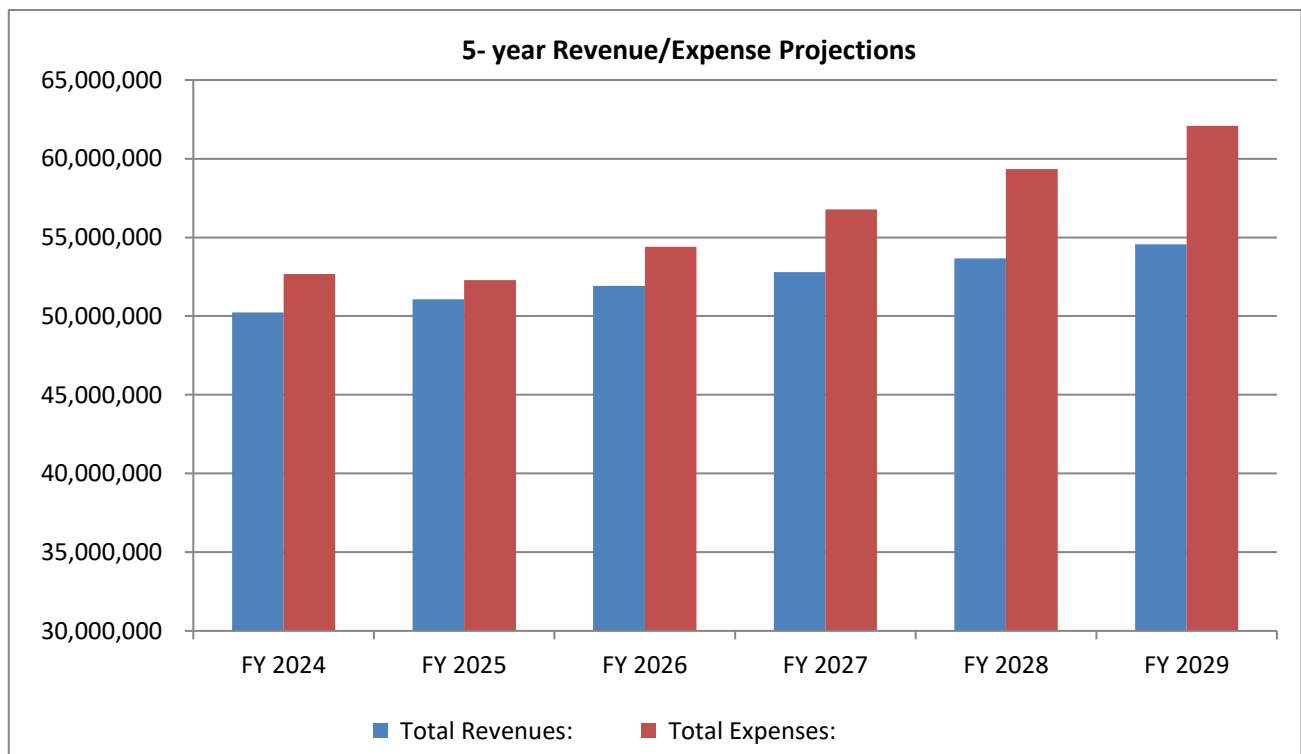
Non-Dept Transfers projected to grow by 1% to account for fund subsidy increases

Non-Dept Transfers do not include internal transfer to Reserve

**Operating Cash Balance Projections**

The combined overall cash flow for General Fund (including the Cash Reserve Fund) are projected below utilizing the revenue and expense projections from preceding pages.

Fiscal Year Ending April 30:	FY 2024 Projection	FY 2025 Projection	FY 2026 Projection	FY 2027 Projection	FY 2028 Projection	FY 2029 Projection
<b>Beg Balance:</b>						
General Fund	9,000,000					
Cash Reserve Fund	4,800,000					
<b>Total Beg Balance</b>	<b>13,800,000</b>	<b>11,370,067</b>	<b>10,154,249</b>	<b>7,671,668</b>	<b>3,675,196</b>	<b>(1,994,696)</b>
<b>Total Revenues:</b>	<b>50,239,722</b>	<b>51,074,816</b>	<b>51,925,381</b>	<b>52,791,716</b>	<b>53,674,127</b>	<b>54,572,923</b>
<b>Funds Available</b>	<b>64,039,722</b>	<b>62,444,883</b>	<b>62,079,630</b>	<b>60,463,384</b>	<b>57,349,323</b>	<b>52,578,227</b>
<b>Total Expenses:</b>	<b>52,669,655</b>	<b>52,290,634</b>	<b>54,407,962</b>	<b>56,788,187</b>	<b>59,344,019</b>	<b>62,091,449</b>
<b>Year End Cash Balance</b>	<b>11,370,067</b>	<b>10,154,249</b>	<b>7,671,668</b>	<b>3,675,196</b>	<b>(1,994,696)</b>	<b>(9,513,221)</b>



	General Fund	Cash Reserve	Total	
<b>Beginning Balance, May 1</b>	<b>9,000,000</b>	<b>4,800,000</b>	13,800,000	
<b>REVENUES</b>				
Taxes	47,285,848	-	47,285,848	
Licenses & Permits	586,500	-	586,500	
Charges for Services	677,200	-	677,200	
Rent & Other Income	94,954	-	94,954	
Interest Income	30,000	20,000	50,000	
Grants	48,000	-	48,000	
Transfers In	510,220	500,000	510,220	
Inter-Gov. Revenues	1,007,000	-	1,007,000	
<b>TOTAL REVENUE</b>	<b>50,239,722</b>	<b>520,000</b>	<b>50,259,722</b>	
Total Funds Available	59,239,722	5,320,000	64,059,722	
<b>EXPENDITURES</b>				
City Council	191,597	-	191,597	
Mayor	223,301	-	223,301	
Treasurer	358,856	-	358,856	
City Clerk	161,525	-	161,525	
Director of Administrative Services	122,285	-	122,285	
Purchasing	90,402	-	90,402	
Building Maintenance	318,327	-	318,327	
Comptroller	434,265	-	434,265	
Legal	285,967	-	285,967	
Commissions	84,009	-	84,009	
Information Technology	1,061,158	-	1,061,158	
Police	15,894,088	-	15,894,088	
Fire	13,667,375	-	13,667,375	
Public Works	4,580,805	-	4,580,805	
Engineering	1,590,603	-	1,590,603	
Subtotal	39,064,563	-	39,064,563	
<u>Transfers:</u>				
Planning & Development	869,713	-	869,713	
9-1-1	729,209	-	729,209	
Transit Lines	204,570	-	204,570	
Airport	911,918	-	911,918	
Capital Fund	6,000,000	-	6,000,000	
Garbage Fund	186,410	-	186,410	
Recycle Fund	-	-	-	
Central Garage	257,747	-	257,747	
Regional Training Facility	-	-	-	
Landfill Superfund	376,000	-	376,000	
Cash Reserve Fund	500,000	*	500,000	
Sister City Fund	2,000	-	2,000	
Other fund transfers	455,000	-	455,000	
Other Subsidies/tax distributions	1,134,100	-	1,134,100	
Library	1,978,425	-	1,978,425	
<b>TOTAL EXPENDITURES</b>	<b>52,669,655</b>	<b>-</b>	<b>52,669,655</b>	
<b>Ending Balance, April 30</b>	<b>\$ 6,570,067</b>	<b>\$ 5,320,000</b>	<b>\$ 11,390,067</b>	<b>22%</b>

\*Adjust for Transfers to Reserve to avoid double counting revenues/expenses

**PURPOSE**

The General Fund is the primary operating fund of the City. It accounts for the resources used to pay for the services traditionally associated with local government. Included are general administration of the City, police and fire protection, engineering, subsidy and tax transfers, and any other activity for which a special fund has not been created.

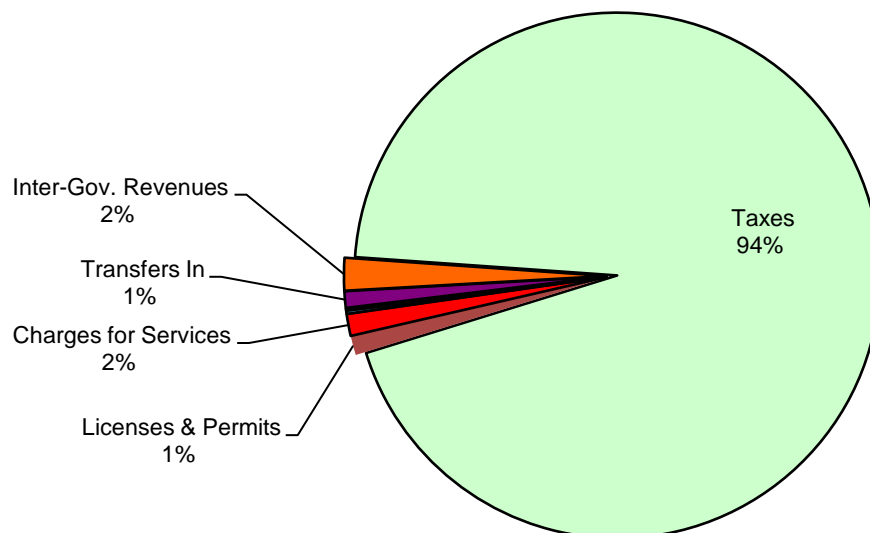
The General Fund's primary revenue source is Taxation. Sales tax 26%, Purchase Tax 23%, Income tax 11%, and PPRT 9% account for nearly three-fourths of the the total revenue. Property taxes are approximately 15% of the total revenues and fund the Library and pensions.

This year the General Fund will receipt 100% of the home rule/purchase tax fund and distribute to Capital Project Fund.

The Transfers In are from the Green Energy fund and Barge Dock fund. Inter-governmental revenues represent cost share charges paid by other funds.

**GENERAL FUND REVENUES BY SOURCE**

ACCOUNT DESCRIPTION	% of Total	2023/2024	2022/2023	2022/2023	2021/2022
		PROPOSED BUDGET	REVISED BUDGET	YTD Projected	YTD ACTUAL
Taxes	94.12%	47,285,848	49,100,028	51,270,335	47,352,183
Licenses & Permits	1.17%	586,500	412,800	572,932	378,009
Charges for Services	1.35%	677,200	720,700	700,386	764,049
Rent & Other Income	0.19%	94,954	84,927	122,123	112,452
Interest Income	0.06%	30,000	20,000	45,111	34,918
Grants	0.10%	48,000	48,000	84,566	97,460
Transfers In	1.02%	510,220	513,488	602,524	740,516
Inter-Gov. Revenues	2.00%	1,007,000	998,000	954,455	1,016,380
	100.00%	50,239,722	51,897,943	54,352,433	50,495,969



**CITY OF QUINCY  
GENERAL FUND**

**REVENUE DETAIL**

ACCOUNT NUMBER	ACCOUNT DESCRIPTION	2023/2024 PROPOSED BUDGET	2022/2023 REVISED BUDGET	2022/2023 PROJECTED ACTUAL	2021/2022 YTD ACTUAL	2020/2021 YTD ACTUAL
<b>Property Taxes</b>						
001-0000-311.01-00	General Levy	40,000	40,000	39,998	40,069	-
001-0000-312.03-00	Special Service Area #2	107,000	102,000	102,162	99,707	98,880
001-0000-312.04-00	Fire Pension Fund	2,326,469	2,645,676	2,641,754	2,581,846	2,525,524
001-0000-312.05-00	Police Pension Fund	2,258,152	2,487,541	2,483,855	2,382,952	2,341,616
001-0000-312.06-00	Public Library	732,052	732,052	731,030	733,044	730,441
		5,463,673	6,007,269	5,998,799	5,837,618	5,696,461
<b>Franchise Taxes</b>						
001-0000-313.01-00	CATV Franchise	267,000	280,000	287,619	310,474	326,884
001-0000-313.02-00	Telephone Franchise	44,724	44,724	44,724	44,724	44,724
001-0000-313.03-00	Electric Utility Franchise	20,000	10,000	19,986	20,887	20,494
001-0000-313.04-00	Ameren Gas & Electric	-	-	-	-	-
		331,724	334,724	352,329	376,085	392,102
<b>Public Service Taxes</b>						
001-0000-314.01-01	Home Rule (Purch) Tax	11,764,705	11,425,000	11,741,000	11,380,506	7,932,022
001-0000-314.01-03	Public Safety Fee	-	-	176	179	12
001-0000-314.01-05	Other Local Taxes	620,000	722,000	595,519	723,235	408,917
001-0000-314.02-01	Income Tax	6,132,550	6,155,955	6,443,639	5,777,100	4,658,057
001-0000-314.02-02	Personal Prop Replac. Tax	8,040,055	9,790,000	11,300,000	8,558,821	3,681,896
001-0000-314.02-03	General Sales Tax	12,238,000	12,305,217	12,165,000	12,093,035	10,591,863
001-0000-314.02-04	Use Tax	1,633,000	1,479,863	1,599,362	1,541,721	1,816,678
001-0000-314.02-07	Auto Rental Tax	24,000	20,000	24,115	24,212	19,694
001-0000-314.02-10	Video Gaming Tax	975,000	800,000	988,095	976,790	428,862
001-0000-314.02-12	Other State Shared Tax	63,141	60,000	62,301	62,881	33,212
		41,490,451	42,758,035	44,919,207	41,138,480	29,571,213
<b>Interest Income</b>						
001-0000-331.01-01	Deposit Accounts	30,000	20,000	45,111	34,918	28,916
<b>Rent &amp; Other Income</b>						
001-0000-341.01-01	Parking Lot G	4,300	4,000	4,350	4,225	4,325
001-0000-341.01-03	Parking Lot I	1,000	1,300	688	800	1,050
001-0000-341.03-00	706 Maine St.	27,600	27,600	27,806	21,850	-
001-0000-341.04-00	Equipment/Facilities	1,500	1,500	1,460	1,470	1,520
001-0000-341.04-01	Cell Tower Lease	17,054	17,054	17,884	16,754	17,875
001-0000-342.01-00	Sale of Maps	-	-	16	29	24
001-0000-342.03-00	Jury Duty Reimb	-	-	90	55	113
001-0000-342.05-00	Refunds/Reimb	500	500	25,386	18,901	2,346
001-0000-342.09-00	Other	10,000	5,973	12,929	12,315	15,790
001-0000-342.10-00	Penalties-Past Due	-	-	-	-	-
001-0000-342.11-00	Donations/Contributions	-	-	-	500	-
001-0000-343.02-01	Royalty/Utility Service Line	28,000	26,000	28,910	28,989	26,981
		89,954	83,927	119,519	105,888	70,024
<b>Sale of Property</b>						
001-0000-350.00-00	Sale of Property	5,000	1,000	2,604	6,564	12,628
<b>Licenses &amp; Permits</b>						
001-0000-361.01-01	Liquor License	130,000	130,000	131,800	122,755	97,415
001-0000-361.01-03	Peddlers License( GT)	1,000	600	2,300	800	475
001-0000-361.01-04	Massage Permits	-	-	-	-	475
001-0000-361.01-05	Amusements/Mach ( GV)	8,000	6,000	9,640	6,170	7,440

**CITY OF QUINCY  
GENERAL FUND**

**REVENUE DETAIL**

ACCOUNT NUMBER	ACCOUNT DESCRIPTION	2023/2024	2022/2023	2022/2023	2021/2022	2020/2021
		PROPOSED BUDGET	REVISED BUDGET	PROJECTED ACTUAL	YTD ACTUAL	YTD ACTUAL
001-0000-361.01-06	Circus/Carn.Perm( GW)	-	-	-	-	-
001-0000-361.01-09	PullTab/Jars-State Money	1,000	700	1,027	674	893
001-0000-361.01-10	Other Lic & Perm.(GX)	25,000	25,000	25,045	20,865	24,545
001-0000-361.01-11	Elect Sign Messaging	2,000	2,000	1,500	1,500	3,000
001-0000-361.01-12	Video Gaming LL Class I	320,000	200,000	297,500	166,794	75,100
001-0000-361.01-13	Video Game Term Fee	80,000	30,000	79,200	48,400	26,200
001-0000-361.01-14	Wireless Facility Permits	5,000	5,000	9,600	-	2,000
001-0000-361.01-15	Wireless Facility Fees	-	-	-	-	-
001-0000-361.01-16	Garbage Private Hauler	5,000	4,000	5,000	-	4,000
001-0000-361.02-02	Street Opening Permits	-	-	-	6	6
001-0000-361.02-03	Driveway Permits	-	-	-	10	12
001-0000-361.02-04	Cat Tag Permits	8,000	8,000	8,520	8,280	12,265
001-0000-361.02-05	Special Event Licenses	1,500	1,500	1,800	1,425	375
		586,500	412,800	572,932	377,679	254,201
<b>Charges for Services</b>						
001-0000-361.04-01	Freedom of Info Copies	200	200	491	455	374
001-0000-361.04-03	Bid Specs	-	100	-	-	-
001-0000-361.05-01	Issuing Fees	-	200	304	269	73
001-0000-361.05-11	NSF Check Fee	-	-	-	20	-
001-0000-361.07-01	Computer Services	-	-	-	18,000	65
001-0000-361.07-08	Other Reimbursements	-	-	145	260	181
	<i>IT Services</i>	-	-	145	18,260	246
001-0000-362.01-01	Schl Dist.-QPD Liason	205,000	200,000	206,742	200,494	204,439
001-0000-362.01-02	Qcy Housing Auth Liason	55,000	55,000	44,885	65,692	50,321
001-0000-362.01-03	Special Job Assignments	15,000	15,000	2,798	11,540	1,108
001-0000-362.01-04	False Alarms	5,000	5,000	1,230	4,770	3,930
001-0000-362.01-05	Report Fees	5,000	5,000	6,055	6,685	4,890
001-0000-362.01-06	Training	-	-	30,015	-	-
001-0000-362.01-07	Temp. Use of Manpower	-	-	-	-	-
001-0000-362.01-08	Other Reimbursements	-	-	750	-	18,758
001-0000-362.01-09	Witness/Subpeona Fees	5,000	5,000	4,265	4,609	4,001
001-0000-362.01-11	Police Badges & Patches	-	-	947	646	-
001-0000-362.01-12	Agency Aging - Elder	40,000	40,000	40,985	36,667	36,691
	<i>Police Services</i>	330,000	325,000	338,672	331,103	324,138
001-0000-362.02-04	False Alarms	-	-	-	30	40
001-0000-362.02-05	Report Fees	-	-	90	113	93
001-0000-362.02-06	Training	7,000	200	1,804	7,444	-
001-0000-362.02-08	Other Reimbursements	-	-	-	-	-
	<i>Fire Services</i>	7,000	200	1,894	7,587	133
001-0000-362.03-02	Signs/Posts/ Signals	-	-	-	-	413
001-0000-362.03-03	Tree Sales	2,000	2,000	1,800	2,150	-
001-0000-362.03-04	Weed Cleaning/Removal	5,000	5,000	29,249	29,558	26,279
001-0000-362.03-05	Subdivision Street Lights	-	-	-	1,871	-
001-0000-362.03-08	Other Reimbursements	1,500	1,500	481	1,830	1,797
	<i>Streets &amp; Hwy</i>	8,500	8,500	31,530	35,409	28,489
001-0000-362.04-01	Notice of Violations	10,000	10,000	6,365	6,400	6,615



**CITY OF QUINCY  
GENERAL FUND**

**REVENUE DETAIL**

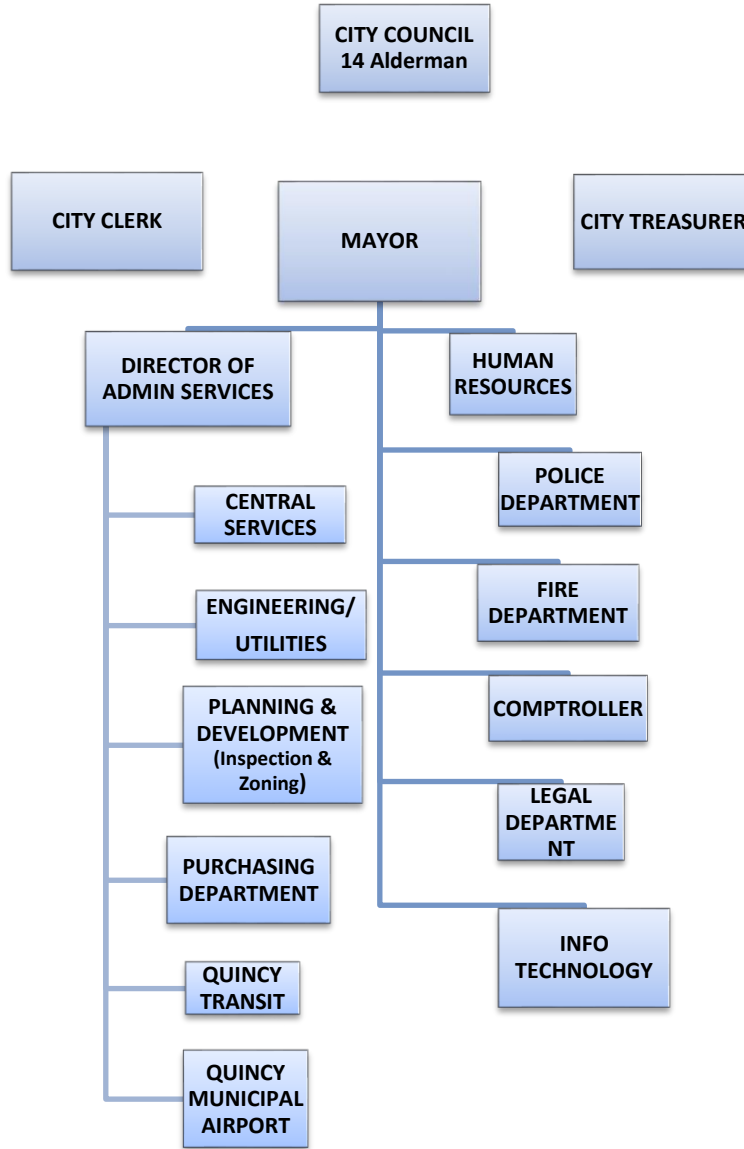
ACCOUNT NUMBER	ACCOUNT DESCRIPTION	2023/2024 PROPOSED BUDGET	2022/2023 REVISED BUDGET	2022/2023 PROJECTED ACTUAL	2021/2022 YTD ACTUAL	2020/2021 YTD ACTUAL
	<i>Motor Vehicles</i>	10,000	10,000	6,365	6,400	6,615
001-0000-362.05-00	Ordinance Fines	320,000	375,000	319,845	362,853	317,893
001-0000-362.05-01	Smoking Fines	-	-	-	-	-
001-0000-362.05-03	Failure to Appear Fines	1,500	1,500	1,140	1,713	1,525
	<i>Ordinances/Fines</i>	321,500	376,500	320,985	364,566	319,418
<b>Inter-Governmental Revenues</b>						
001-0000-363.09-01	Admin Cost Share	698,000	689,000	703,514	697,940	664,565
001-0000-363.09-02	Space Cost Share	24,000	24,000	24,000	24,000	24,000
001-0000-363.09-04	Transit Cost Share	285,000	285,000	226,941	294,440	279,915
	<i>Inter Gov Revenues</i>	1,007,000	998,000	954,455	1,016,380	968,480
<b>Licenses &amp; Permits</b>						
001-0000-364.04-00	Revocable Lic/Permits	-	-	-	75	15
001-0000-364.09-00	Zoning/Sub-division Fees	-	-	-	255	-
<b>Grants</b>						
001-0000-381.03-01	FEMA Reimbursements	-	-	-	-	4,798
001-0000-381.03-06	CURES funding	-	-	-	-	1,426,741
001-0000-382.01-10	Restricted Contributions	-	-	22,713	7,993	-
001-0000-382.02-01	State Grants	-	-	20,434	4,059	190
001-0000-382.02-02	Attorney General	15,000	15,000	14,839	37,114	14,683
001-0000-382.03-01	Federal COPS Grant	-	-	-	-	-
001-0000-382.03-04	Bureau of Justice	3,000	3,000	5,912	836	28,260
001-0000-382.03-06	Dept. of Transportation	20,000	20,000	14,584	34,352	5,657
001-0000-382.03-07	Homeland Security	10,000	10,000	6,084	13,106	3,661
<b>Transfers In</b>						
001-0000-391.01-00	Transfers from Bank "1"	-	-	-	211,272	-
001-0000-391.01-09	Franchise "Green" Fnd	500,220	500,250	500,220	500,220	462,511
001-0000-391.01-10	Crim Reg Fee Fnd 248	10,000	10,000	6,724	6,724	8,767
001-0000-391.01-15	Trnsfr from Capital Fund	-	3,238	3,238	-	10,044
001-0000-391.01-20	Trnsfr from Fire Fund 397	-	-	-	22,300	-
001-0000-391.01-32	Trnsfr from Cent Svc 602	-	-	-	-	385,540
001-0000-391.01-50	Tourism Tax Fund	-	-	92,342	-	-
001-0000-391.01-67	From Barge Dock Fund	-	-	-	-	200,000
001-0000-391.16-00	From Debt Service Funds	-	-	-	-	392,150
	<b>Totals</b>	<b>50,239,722</b>	<b>51,897,943</b>	<b>54,352,432</b>	<b>50,495,987</b>	<b>40,616,528</b>

**EXPENSE SUMMARY**

This summary includes General Fund transfers to the Cash Reserve Fund in the Transfers Expense.

ACCOUNT DESCRIPTION	2023/2024 PROPOSED BUDGET	% Change	2022/2023 REVISED BUDGET	2022/2023 PROJECTED ACTUAL	2021/2022 YTD ACTUAL	2020/2021 YTD ACTUAL
Salaries & Benefits	30,187,281	2.97%	29,316,529	29,491,888	27,768,711	27,792,061
Contractual Services	5,071,857	15.32%	4,398,121	4,191,049	3,562,446	3,587,427
Commodities	1,284,321	9.47%	1,173,209	1,022,551	763,156	687,764
Capital Outlay	2,327,137	130.83%	1,008,162	1,044,879	473,065	252,248
Miscellaneous	62,001	15.10%	53,865	43,339	39,597	202,674
Debt Services	109,966	23.09%	89,338	89,338	89,338	89,338
Transfers	13,627,092	-19.48%	16,924,815	16,620,166	15,990,615	5,122,783
<b>Totals</b>	<b>52,669,655</b>	<b>-0.56%</b>	<b>52,964,039</b>	<b>52,503,210</b>	<b>48,686,928</b>	<b>37,734,295</b>

Totals by Dept/Division	2023/2024 PROPOSED BUDGET	% Change	2022/2023 REVISED BUDGET	2022/2023 PROJECTED ACTUAL	2021/2022 YTD ACTUAL	2020/2021 YTD ACTUAL
City Council	191,597	4.21%	183,862	185,102	193,298	238,754
Mayor	223,301	-1.04%	225,640	198,580	201,747	208,021
Treasurer	358,856	8.45%	330,896	296,745	265,870	312,901
City Clerk	161,525	-14.49%	188,907	141,475	175,151	214,296
Director of Admin Services	122,285	2.65%	119,133	116,442	117,098	118,331
Purchasing	90,402	8.81%	83,083	82,303	81,394	84,709
Building Maintenance	318,327	2.30%	311,183	338,674	268,134	273,030
Comptroller	434,265	7.41%	404,307	380,415	372,786	350,415
Legal	285,967	2.91%	277,894	261,253	264,435	257,355
Commissions	84,009	-6.33%	89,683	89,881	71,631	35,687
Information Technology	1,061,158	58.40%	669,929	607,778	553,168	660,437
Police	15,894,088	3.59%	15,343,735	15,030,570	13,855,253	13,823,433
Fire	13,667,375	5.40%	12,967,047	13,529,454	12,206,532	11,929,333
Public Works	4,580,805	29.47%	3,537,999	3,447,437	3,075,741	2,926,548
Engineering	1,590,603	21.80%	1,305,926	1,176,935	994,505	1,046,230
Non Departmental	13,605,092	-19.61%	16,924,815	16,620,166	15,990,185	5,254,815
<b>Totals</b>	<b>52,669,655</b>	<b>-0.56%</b>	<b>52,964,039</b>	<b>52,503,210</b>	<b>48,686,928</b>	<b>37,734,295</b>



**PURPOSE**

The City is governed under the Mayoral/Aldermanic form of government. The legislative body of the City is the City Council. The Council is composed of fourteen aldermen, two from each of the City's seven wards, elected to serve four-year staggered terms. The City Council meets weekly and makes policy decisions necessary to maintain and enhance the health, safety and welfare of citizens and visitors to the City.

**BUDGET SUMMARY**

Over 90% of the proposed budget for the Legislative Board is made up of the salaries for the fourteen city alderman and the benefits extended to those eligible. The contractual services budget for the board is cell phone and I-pad communication services. There is \$1800 in the budget if replacement devices are needed.

**EXPENSE SUMMARY**

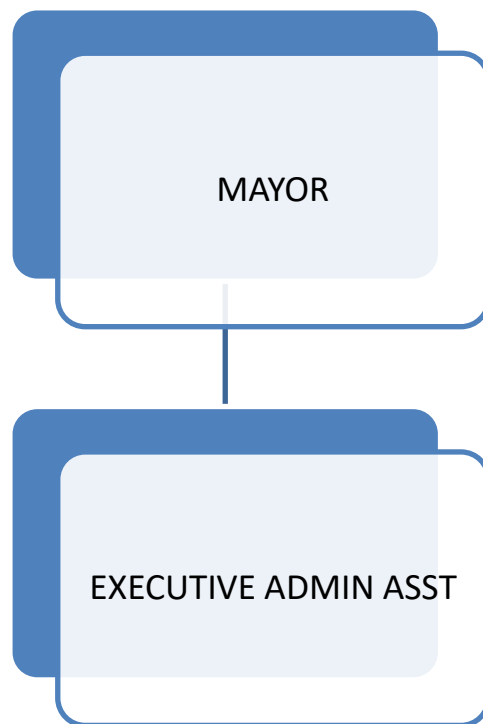
ACCOUNT DESCRIPTION	2023/2024	% Change	2022/2023	2022/2023	2021/2022
	PROPOSED BUDGET		REVISED BUDGET	PROJECTED ACTUAL	YTD ACTUAL
Salaries& Benefits	176,904	4.57%	169,172	168,087	177,783
Contractual Services	12,293	0.43%	12,240	12,627	9,947
Commodities	100	-33.33%	150	30	39
Capital Outlay	1,800	0.00%	1,800	4,358	5,128
Miscellaneous	500	0.00%	500	-	401
<b>Totals</b>	<b>191,597</b>	<b>4.21%</b>	<b>183,862</b>	<b>185,102</b>	<b>193,298</b>

**STAFFING**

	FY 2024 PROPOSED	FY 2023 Budget	FY 2022 Budget	FY 2021 Budget
Authorized Positions	14	14	14	14

**EXPENDITURE**

Account	Description	2022/2023 PROPOSED BUDGET	2022/2023 REVISED BUDGET	2022/2023 PROJECTED ACTUAL	2021/2022 YTD ACTUAL	2020/2021 YTD ACTUAL
<b>Salaries &amp; Benefits</b>						
001-1101-401.11-01	Regular Salary/Wages	74,200	74,200	73,794	73,882	76,748
001-1101-401.11-14	Exp Reimb Comp	25,200	25,200	25,062	25,004	-
001-1101-401.21-01	Group Insurance	67,122	58,257	59,144	67,992	115,774
001-1101-401.21-03	Board Paid Life Ins.	1,358	1,278	1,208	1,278	988
001-1101-401.21-04	Workers' Comp	-	-	-	-	-
001-1101-401.22-01	Social Security	6,163	6,163	5,564	5,382	5,327
001-1101-401.22-02	Medicare	1,441	1,441	1,301	1,259	1,246
001-1101-401.23-01	IMRF	1,420	2,633	2,014	2,986	3,839
	<b>Subtotal</b>	<b>176,904</b>	<b>169,172</b>	<b>168,087</b>	<b>177,783</b>	<b>203,922</b>
<b>Contractual Services</b>						
001-1101-401.38-01	MICA	493	440	440	367	367
001-1101-401.39-01	Communications	8,900	8,900	10,784	9,480	8,173
001-1101-401.39-04	Travel	1,600	1,600	1,093	-	-
001-1101-401.39-07	Regist, Schools, Mtgs	1,300	1,300	310	100	-
	<b>Subtotal</b>	<b>12,293</b>	<b>12,240</b>	<b>12,627</b>	<b>9,947</b>	<b>8,540</b>
<b>Commodities</b>						
001-1101-401.41-02	Office Supplies	100	150	30	39	120
<b>Capital Outlay</b>						
001-1101-401.52-08	Controllable	1,800	1,800	4,358	5,128	630
<b>Miscellaneous</b>						
001-1101-401.61-04	Other	500	500	-	401	109
001-1101-401.61-05	Alderman Expense	-	-	-	-	25,433
	<b>Subtotal</b>	<b>500</b>	<b>500</b>	<b>-</b>	<b>401</b>	<b>25,542</b>
	<b>Totals</b>	<b>191,597</b>	<b>183,862</b>	<b>185,102</b>	<b>193,298</b>	<b>238,754</b>



**PURPOSE**

The Executive Branch of city government is made up of the Mayor, City Treasurer, and City Clerk. Each is elected at large to serve four-year terms. Michael Troup was sworn in as Mayor in May 2021.

**GOALS/OBJECTIVES**

- Participate with IML Board meetings and assigned committee meetings
- Attend US Conference of Mayors meeting
- Work to obtain more housing development for apartments, townhomes, condos within City
- Work to attract at least one new Hotel to be developed in Quincy
- Support the Riverfront Development- raise money from individuals, organizations and any available grants
- Participate in Quincy Target Store opening to retail customers
- Continue to respond to taxpayers in a timely and professional manner

**PAST FISCAL YEAR HIGHLIGHTS**

- Reached an agreement with GMX Development and City Council approval of incentives to purchase and renovate former Kmart property to become a Quincy Target
- Obtained approval to upgrade Municipal Barge Dock
- Completed Phases 1 and 2 of airport runway improvement plans
- Replaced Cape Air with Southern Airways as our Quincy Regional Airport commercial air service provider
- Continued QWRAP program in awarding 45 applicants \$155,280 for relocating to Quincy
- Added Solar to provide electric power to Airport terminal building and establish new revenue source for Airport by selling excess power.
- Worked with City Council in reducing City's property tax levy rate to lowest level in 40 years.
- Municipal Barge Dock recorded new record of 388,000 tons of material being processed this year, up to 48% over previous year.
- Completed \$13,127,894 of infrastructure projects, the largest amount invested in a single year street investment by the City

**BUDGET SUMMARY**

The Mayor's budget is slightly lower overall. Salaries and benefits are down due to new staff choosing lower cost health care coverage. The increase in services is to allow for normal Mayoral travel. There is also increases allowed for purchase of supplies.

**EXPENSE SUMMARY**

ACCOUNT DESCRIPTION	2023/2024	% Change	2022/2023	2022/2023	2021/2022
	PROPOSED BUDGET		REVISED BUDGET	PROJECTED ACTUAL	YTD ACTUAL
Salaries & Benefits	184,104	-2.61%	189,030	176,391	176,040
Contractual Services	15,797	15.22%	13,710	6,982	9,742
Commodities	2,600	23.81%	2,100	512	1,221
Capital Outlay	800	0.00%	800	-	360
Miscellaneous	20,000	0.00%	20,000	14,695	14,384
<b>Totals</b>	<b>223,301</b>	<b>-1.04%</b>	<b>225,640</b>	<b>198,580</b>	<b>201,747</b>

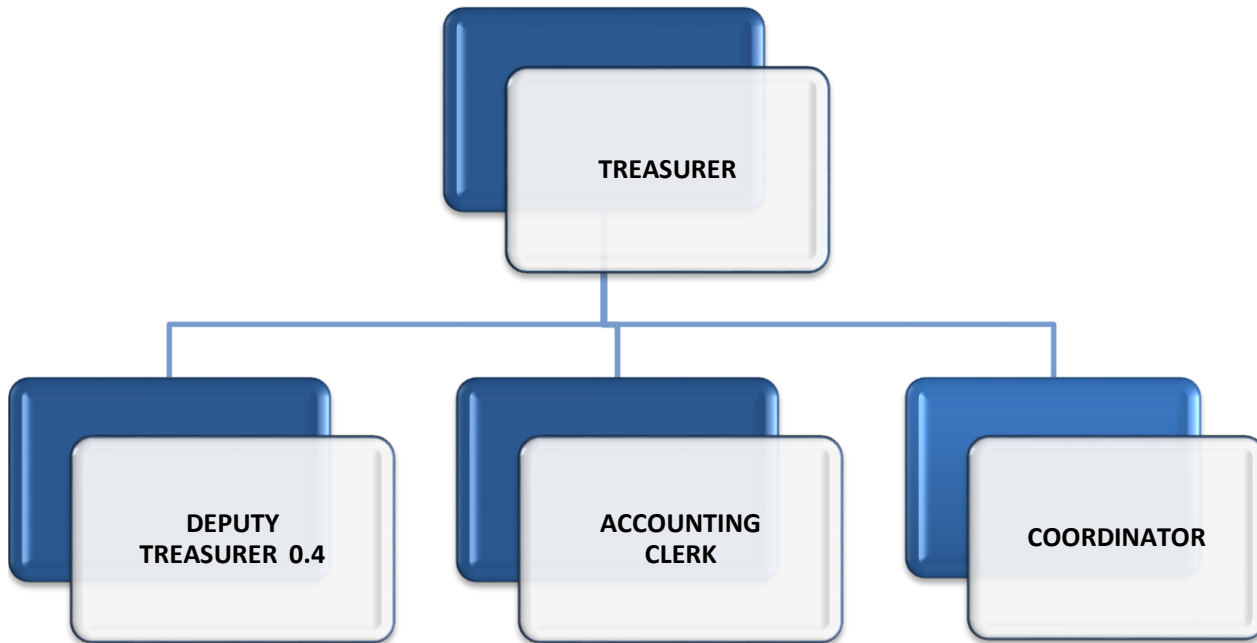
**STAFFING**

	FY 2024 PROPOSED	FY 2023 Budget	FY 2022 Budget	FY 2021 Budget
Full Time Positions	2	2	2	2

The staffing is as follows: Mayor and the Executive Assistant

		<b>EXPENDITURE</b>				
ACCOUNT NUMBER	ACCOUNT DESCRIPTION	2023/2024 PROPOSED BUDGET	2022/2023 REVISED BUDGET	2022/2023 PROJECTED ACTUAL	2021/2022 YTD ACTUAL	2020/2021 YTD ACTUAL
<b>Salaries &amp; Benefits</b>						
001-1301-401.11-01	Regular Salary/Wages	137,804	137,370	127,831	130,030	131,755
001-1301-410.11-02	Overtime	-	-	-	-	71
001-1301-401.11-03	Sick Pay	-	-	1,535	140	3,419
001-1301-401.11-04	Holiday Pay	2,496	2,019	1,983	1,825	2,173
001-1301-401.11-15	Vacation Pay	1,783	1,442	1,038	2,106	874
001-1301-401.11-17	Sick Pay Buy Back	-	-	269	1,252	-
001-1301-401.11-18	Vacation Pay Buy Back	-	-	1,795	2,010	-
001-1301-401.21-01	Group Insurance	25,075	29,045	24,118	16,470	26,971
001-1301-401.21-03	Board Paid Life Ins.	194	183	174	190	141
001-1301-401.21-04	Workers' Comp	-	-	-	-	-
001-1301-401.22-01	Social Security	8,809	8,451	7,986	8,271	8,484
001-1301-401.22-02	Medicare	2,060	1,932	1,868	1,934	1,984
001-1301-401.22-03	Unemployment Comp	200	200	200	200	200
001-1301-401.23-01	IMRF	5,683	8,388	7,594	11,612	14,540
	<b>Subtotal</b>	<b>184,104</b>	<b>189,030</b>	<b>176,391</b>	<b>176,040</b>	<b>190,612</b>
<b>Contractual Services</b>						
001-1301-401.35-03	R&M-Office Furn & Equip	-	100	-	-	-
001-1301-401.38-01	MICA	1,747	1,560	1,560	1,608	1,608
001-1301-401.38-03	Employee Bonds	50	50	-	-	45
001-1301-401.39-01	Communications	1,100	1,100	1,238	1,289	753
001-1301-401.39-02	Advertising/Publishing	2,500	2,500	1,025	1,555	1,603
001-1301-401.39-03	Printing & Binding	400	400	278	210	-
001-1301-401.39-04	Travel	5,000	4,000	1,636	3,108	60
001-1301-401.39-05	Mileage Reimb	2,000	1,000	935	162	130
001-1301-401.39-07	Regist, Schools, Mtgs	3,000	3,000	310	1,810	-
	<b>Subtotal</b>	<b>15,797</b>	<b>13,710</b>	<b>6,982</b>	<b>9,742</b>	<b>4,199</b>
<b>Commodities</b>						
001-1301-401.41-01	Postage	400	400	128	198	335
001-1301-401.41-02	Office Supplies	1,500	1,000	224	773	4
001-1301-401.44-00	Books & Periodicals	700	700	160	250	660
	<b>Subtotal</b>	<b>2,600</b>	<b>2,100</b>	<b>512</b>	<b>1,221</b>	<b>999</b>
<b>Capital Outlay</b>						
001-1301-401.52-04	Office Equipment	-	-	-	-	-
001-1301-401.52-08	Controllable	800	800	-	360	-
	<b>Subtotal</b>	<b>800</b>	<b>800</b>	<b>-</b>	<b>360</b>	<b>-</b>
<b>Miscellaneous</b>						
001-1301-401.61-01	Dues	10,500	10,500	6,071	6,071	5,989
001-1301-401.61-03	Employee Awards	8,000	8,000	7,939	6,716	4,729
001-1301-401.61-04	Other	1,500	1,500	685	1,597	1,493
	<b>Subtotal</b>	<b>20,000</b>	<b>20,000</b>	<b>14,695</b>	<b>14,384</b>	<b>12,211</b>
	<b>Totals</b>	<b>223,301</b>	<b>225,640</b>	<b>198,580</b>	<b>201,747</b>	<b>208,021</b>





**PURPOSE**

The Treasurer's office is responsible for tracking and collecting the monies owed the city, investing idle funds and reporting to the council the financial status of the city. Money collected by the office is deposited daily and all bank accounts are reconciled by the treasurer's office. The office manages the accounts receivable process from invoicing to collection. Idle funds are reviewed daily and invested according to anticipated need. The Treasurer is the custodian of the fire and police pension funds.

**GOALS/OBJECTIVES**

The goals of the Treasurer's Office are to provide prudent investment of city funds in priority order of safety, liquidity and rate of return; deliver flexible and effective cash management; ensure accurate accounting of transactions; and provide accurate and timely financial information for the mayor and city council.

The biggest goal for FY23 was to look for a long-term strategic staffing solution to address pending retirements in the next 5-7 years. To that end, we have found short-term solutions in hiring a temporary clerk to buy time to recruit the right long-term employees. Recently, we hired an Office Coordinator, Kelly Stupasky, who will learn each position in the office and grow quickly into a leadership role.

**PAST FISCAL YEAR HIGHLIGHTS**

We have completed Year 3 of the tax audit conducted by Azavar Government Solutions. To date, the City has received over \$176,000 in incremental tax revenue from these audits. Through Azavar's online platform, Localgov.org, we are at 98% compliance with food and beverage tax collection and 100% compliance with hotel/motel tax collection. Interest rates have bounced back during this past fiscal year. Current interest rates are averaging 2% in our checking accounts and vary from 2.75% to 5.1% in our investments. This is up from an average of .35% in FY22.

**WHAT TO EXPECT IN 2024**

We are working with the city clerk's office to create efficiencies in the video gaming and liquor license process while segregating the duties of fee collection (treasurer's office) and licensing (clerk's office).

We are working with the Department of Utilities to find a better user experience for utility bill payments. We believe we have found a platform, Invoice Cloud, that is user friendly and allows our clerks to have access to the reports they need to be more efficient in processing payments, too.

Since the cyber incident, the Tyler conversion has been on hold; however, we feel we can move forward quickly once we are fully staffed in late March. We feel a Go Live date of January 1, 2024 is realistic. Staffing is still the biggest challenge. Finding the right candidates, with the right skill-set, for the salaries and benefits we can offer, in the current job market, is likely to remain a challenge for the next decade.

We are leveraging the current interest rate environment to maximize interest income on idle cash, with the expectation that interest rates will likely flatten within the next fiscal year.

**EXPENSE SUMMARY**

ACCOUNT DESCRIPTION	2023/2024	% Change	2022/2023	2022/2023	2021/2022
	PROPOSED BUDGET		REVISED BUDGET	PROJECTED ACTUAL	YTD ACTUAL
Salaries & Benefits	289,734	13.63%	254,984	217,329	216,911
Contractual Services	62,887	-9.94%	69,825	75,745	43,859
Commodities	3,360	-12.95%	3,860	2,452	2,828
Capital Outlay	1,500	0.00%	1,200	509	1,527
Miscellaneous	1,375	33.89%	1,027	710	745
<b>Totals</b>	<b>358,856</b>	<b>8.45%</b>	<b>330,896</b>	<b>296,745</b>	<b>265,870</b>

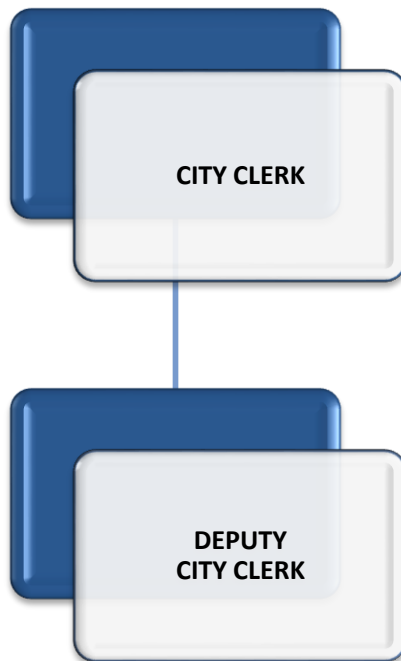
**STAFFING**

	FY 2024 PROPOSED	FY 2023 Budget	FY 2022 Budget	FY 2021 Budget
Full Time Positions	3.4	3.4	3.4	3.4

**GENERAL FUND  
EXECUTIVE BOARD**

**TREASURER  
Detail**

ACCOUNT NUMBER	ACCOUNT DESCRIPTION	2023/2024 PROPOSED BUDGET	2022/2023 REVISED BUDGET	2022/2023 PROJECTED ACTUAL	2021/2022 YTD ACTUAL	2020/2021 YTD ACTUAL
<b>Salaries &amp; Benefits</b>						
001-1302-401.11-01	Regular Salary/Wages	173,620	169,580	143,008	141,327	141,980
001-1302-401.11-02	Overtime	-	-	465	169	977
001-1302-401.11-03	Sick Pay	-	-	817	505	3,200
001-1302-401.11-04	Holiday Pay	6,522	5,707	4,054	3,597	4,928
001-1302-401.11-15	Vacation Pay	5,714	4,845	3,810	3,075	5,092
001-1302-401.11-17	Sick Pay Buy Back	2,086	3,166	1,963	1,874	2,345
001-1302-401.11-18	Vacation Pay Buy Back	-	-	-	-	116
001-1302-401.12-01	Temp Salary/Wages	5,000	9,000	4,270	9,013	8,253
001-1302-401.21-01	Group Insurance	74,734	41,257	41,640	37,912	55,457
001-1302-401.21-03	Board Paid Life Ins.	330	310	267	273	227
001-1302-401.21-04	Workers' Compensation	-	-	-	-	-
001-1302-401.22-01	Social Security	11,103	11,310	9,306	9,431	9,755
001-1302-401.22-02	Medicare	2,597	2,637	2,177	2,206	2,281
001-1302-401.22-03	Unemployment Comp	400	400	400	400	400
001-1302-401.23-01	IMRF	7,628	6,772	5,152	7,129	9,869
	<b>Subtotal</b>	<b>289,734</b>	<b>254,984</b>	<b>217,329</b>	<b>216,911</b>	<b>244,880</b>
<b>Contractual Services</b>						
001-1302-401.31-01	Prof Svcs/Audit	30,501	22,000	32,480	16,426	17,761
001-1302-401.31-05	Other	-	-	-	-	-
001-1302-401.35-03	R&M - Furniture & Equip	250	250	-	-	-
001-1302-401.35-05	R&M - Other	-	-	-	-	-
001-1302-401.36-03	Rental - Equip & Vehicle	1,000	1,220	480	440	480
001-1302-401.38-01	MICA	3,192	2,850	2,850	2,355	2,355
001-1302-401.38-03	Employee Bonds	424	500	-	-	424
001-1302-401.39-01	Communications	500	500	54	293	531
001-1302-401.39-02	Advertising/Publishing	3,882	3,380	3,376	3,158	2,176
001-1302-401.39-03	Printing & Binding	400	400	-	-	-
001-1302-401.39-04	Travel	1,600	1,200	689	391	-
001-1302-401.39-05	Mileage Reimb	750	750	513	428	129
001-1302-401.39-07	Regist, Schools, Mtgs	1,708	990	520	(449)	1,163
001-1302-401.39-08	Contracted Services	18,680	35,785	34,783	20,817	39,626
	<b>Subtotal</b>	<b>62,887</b>	<b>69,825</b>	<b>75,745</b>	<b>43,859</b>	<b>64,645</b>
<b>Commodities</b>						
001-1302-401.41-01	Postage	1,200	1,200	672	791	1,050
001-1302-401.41-02	Office Supplies	2,000	2,500	1,620	1,877	1,414
001-1302-401.44-00	Books & Periodicals	160	160	160	160	160
	<b>Subtotal</b>	<b>3,360</b>	<b>3,860</b>	<b>2,452</b>	<b>2,828</b>	<b>2,624</b>
<b>Capital Outlay</b>						
001-1302-401.52-08	Controllables	1,500	1,200	509	1,527	-
	<b>Subtotal</b>	<b>1,500</b>	<b>1,200</b>	<b>509</b>	<b>1,527</b>	<b>-</b>
<b>Miscellaneous</b>						
001-1302-401.61-01	Dues	1,000	702	652	452	652
001-1302-401.61-04	Other	300	250	-	200	95
001-1302-401.61-89	Over & Short	75	75	58	93	5
	<b>Subtotal</b>	<b>1,375</b>	<b>1,027</b>	<b>710</b>	<b>745</b>	<b>752</b>
	<b>Totals</b>	<b>358,856</b>	<b>330,896</b>	<b>296,745</b>	<b>265,870</b>	<b>312,901</b>



**PURPOSE**

The City Clerk, an elected official, or the appointed deputy, attends all City Council Meetings, presents the agenda, keeps records of its proceedings, and publishes it in booklet form weekly along with ordinances passed. The City Clerk's office maintains the Municipal Codebook. The City Clerk's office attests and seals all contracts, licenses, permits and handles the city elections every two years. The City Clerk's office issues certain city licenses.

**GOALS/OBJECTIVES**

- Maintain updates to the City Codebook
- The City Clerk receive her Registered Municipal Clerk & Certified Municipal Clerk Status
- Train New Deputy Clerk
- Establish the "Peak Agenda" electronic program

**PAST FISCAL YEAR HIGHLIGHTS**

- Hired New Deputy Clerk
- Maintained operations through the Cyber incident
- City Clerk appointed to the Adams County United Way Executive board representing the City
- Attended Clerk Seminars and Illinois Municipal League Conference

**BUDGET SUMMARY**

- Salaries have decreased with the hiring of a new Deputy Clerk
- Increased Rentals/Equipment by \$200
- Increased Contracted Services by \$500 for updating municipal codebook
- Increased Books & Periodical \$100 for State Statue Books and City Directory

**EXPENSE SUMMARY**

ACCOUNT DESCRIPTION	2023/2024		2022/2023	2022/2023	2021/2022
	PROPOSED BUDGET	% Change	REVISED BUDGET	PROJECTED ACTUAL	YTD ACTUAL
Salaries & Benefits	129,398	-18.08%	157,947	119,174	154,004
Contractual Services	29,097	3.81%	28,030	19,919	19,426
Commodities	1,680	6.33%	1,580	1,188	1,326
Capital Outlay	800	0.00%	800	784	-
Miscellaneous	550	0.00%	550	410	395
<b>Totals</b>	<b>161,525</b>	<b>-14.49%</b>	<b>188,907</b>	<b>141,475</b>	<b>175,151</b>

**STAFFING**

	FY 2024 PROPOSED	FY 2023 Budget	FY 2022 Budget	FY 2021 Budget
Full Time Positions	2	2	2	3

The City Clerks's Office staff is as follows:

- 1 - City Clerk
- 1 - Deputy City Clerk

**GENERAL FUND  
EXECUTIVE BOARD**

**CITY CLERK  
Detail**

ACCOUNT NUMBER	ACCOUNT DESCRIPTION	2023/2024 PROPOSED BUDGET	2022/2023 REVISED BUDGET	2022/2023 PROJECTED ACTUAL	2021/2022 YTD ACTUAL	2020/2021 YTD ACTUAL
<b>Salaries &amp; Benefits</b>						
001-1303-401.11-01	Regular Salary/Wages	100,446	105,119	87,590	101,052	120,485
001-1303-401.11-03	Sick Pay	-	-	675	-	489
001-1303-401.11-04	Holiday Pay	2,163	2,440	1,778	2,192	2,428
001-1303-401.11-15	Vacation Pay	1,545	1,743	448	448	2,903
001-1303-401.11-17	Sick Pay Buy Back	-	-	-	-	4,540
001-1303-401.11-18	Vacation Pay buy back	-	-	-	-	2,011
001-1303-401.21-01	Group Insurance	12,716	33,145	16,548	34,145	36,263
001-1303-401.21-03	Board Paid Life Ins.	194	183	168	126	162
001-1303-401.21-04	Workers' Compensation	-	-	-	-	-
001-1303-401.22-01	Social Security	6,458	6,777	5,392	5,775	7,992
001-1303-401.22-02	Medicare	1,510	1,585	1,261	1,351	1,869
001-1303-401.22-03	Unemployment Comp	200	200	200	200	300
001-1303-401.23-01	IMRF	4,166	6,755	5,114	8,715	14,028
	<b>Subtotal</b>	<b>129,398</b>	<b>157,947</b>	<b>119,174</b>	<b>154,004</b>	<b>193,470</b>
<b>Contractual Services</b>						
001-1303-401.31-01	Audit	-	-	-	-	1,000
001-1303-401.35-03	R&M Office Equip	-	-	-	-	-
001-1303-401.36-03	Equipment and Vehicle	1,000	1,000	867	687	696
001-1303-401.38-01	MICA	1,602	1,430	1,430	2,070	2,070
001-1303-401.38-03	Employee Bonds	95	-	-	-	95
001-1303-401.39-01	Communications	350	350	305	265	273
001-1303-401.39-02	Advertising/Publishing	-	-	-	-	-
001-1303-401.39-03	Printing & Binding	13,300	13,000	8,970	10,406	10,396
001-1303-401.39-04	Travel	2,500	2,500	1,846	1,594	-
001-1303-401.39-05	Mileage Reimb	1,150	1,150	220	398	-
001-1303-401.39-07	Regist, Schools, Mtgs	1,100	1,100	910	951	163
001-1303-401.39-08	Contracted Services	8,000	7,500	5,371	3,055	4,228
	<b>Subtotal</b>	<b>29,097</b>	<b>28,030</b>	<b>19,919</b>	<b>19,426</b>	<b>18,921</b>
<b>Commodities</b>						
001-1303-401.41-01	Postage	430	430	380	338	438
001-1303-401.41-02	Office Supplies	550	550	174	359	549
001-1303-401.44-00	Books & Periodicals	700	600	634	629	388
	<b>Subtotal</b>	<b>1,680</b>	<b>1,580</b>	<b>1,188</b>	<b>1,326</b>	<b>1,375</b>
<b>Capital Outlay</b>						
001-1303-401.52-08	Controllables	800	800	784	-	-
		<b>800</b>	<b>800</b>	<b>784</b>	<b>-</b>	<b>-</b>
<b>Miscellaneous</b>						
001-1303-401.61-01	Dues	550	550	410	395	530
001-1303-401.61-04	Other	-	-	-	-	-
		<b>550</b>	<b>550</b>	<b>410</b>	<b>395</b>	<b>530</b>
	<b>Totals</b>	<b>161,525</b>	<b>188,907</b>	<b>141,475</b>	<b>175,151</b>	<b>214,296</b>



**PURPOSE**

Working directly for the Mayor and under authority granted by the City Council, the Director oversees the daily operations of the City creating a collaborative and collegial workplace environment.

**GOALS/OBJECTIVES**

- To assist in budget creation and fiscal management
- To provide support for the City Council on legislative and constituent issues
- To act as a liaison between the City Council and the administration
- To provide support for all departments with a focus on efficiency and transparency

**PAST FISCAL YEAR HIGHLIGHTS**

- DOAS enhanced communications with the aldermen and senior staff
- DOAS contributed to the development, passage and implementation of the City's recycling service delivery change from curbside pick up to collection sites, budget and budgetary adjustments throughout the year, and the sewer and water fund stabilization ordinance.

**BUDGET SUMMARY**

The DOAS budget has normal cost increases for next fiscal.

**EXPENSE SUMMARY**

ACCOUNT DESCRIPTION	2023/2024	% Change	2022/2023	2022/2023	2021/2022
	PROPOSED BUDGET		REVISED BUDGET	PROJECTED ACTUAL	YTD ACTUAL
Salaries & Benefits	114,393	2.78%	111,303	110,451	110,347
Contractual Services	7,042	-0.54%	7,080	5,320	6,054
Commodities	150	0.00%	150	-	94
Capital Outlay	-	0.00%	-	-	-
Miscellaneous	700	16.67%	600	671	603
<b>Totals</b>	<b>122,285</b>	<b>2.65%</b>	<b>119,133</b>	<b>116,442</b>	<b>117,098</b>

**STAFFING**

	FY 2024 PROPOSED	FY 2023 Budget	FY 2022 Budget	FY 2021 Budget
Full Time Positions	1	1	1	1

The Director of Administration's Office staff is as follows:

- 1 - Director of Administration



**GENERAL FUND  
CITY HALL**

**ADMINISTRATIVE SERVICES  
Detail**

		<b>EXPENDITURE</b>				
ACCOUNT NUMBER	ACCOUNT DESCRIPTION	2023/2024 PROPOSED BUDGET	2022/2023 REVISED BUDGET	2022/2023 PROJECTED ACTUAL	2021/2022 YTD ACTUAL	2020/2021 YTD ACTUAL
<b>Salaries &amp; Benefits</b>						
001-1401-401.11-01	Regular Salaries	87,393	84,848	81,904	82,402	74,978
001-1401-401.11-03	Sick Pay	-	-	2,253	-	-
001-1401-401.11-04	Holiday Pay	5,414	5,256	4,860	4,686	4,480
001-1401-401.11-15	Vacation Pay	7,734	7,509	8,042	7,592	905
001-1401-401.11-17	Sick Pay Buy Back	1,740	-	-	-	-
001-1401-401.21-01	Group Insurance	-	-	-	-	16,654
001-1401-401.21-03	Board Paid Life Ins.	97	91	92	91	71
001-1401-401.21-04	Workers' Comp	-	-	-	-	-
001-1401-401.22-01	Social Security	6,341	6,052	6,238	6,093	4,925
001-1401-401.22-02	Medicare	1,483	1,415	1,459	1,425	1,152
001-1401-401.22-03	Unemployment Comp	100	100	100	100	100
001-1401-401.23-01	IMRF	4,091	6,032	5,503	7,958	8,446
	<b>Subtotal</b>	<b>114,393</b>	<b>111,303</b>	<b>110,451</b>	<b>110,347</b>	<b>111,711</b>
<b>Contractual Services</b>						
001-1401-401.36-03	Rent Equip & Vehicle	-	-	-	-	-
001-1401-401.38-01	MICA	1,042	930	930	843	843
001-1401-401.38-03	Employee Bonds	-	50	-	-	50
001-1401-401.39-01	Communications	1,000	1,000	620	532	530
001-1401-401.39-03	Printing & Binding	-	-	-	-	-
001-1401-401.39-04	Travel	1,000	1,000	-	769	-
001-1401-401.39-05	Mileage Reimb	3,600	3,600	3,600	3,600	3,600
001-1401-401.39-07	Regist, Schools, Mtgs	400	500	40	310	271
001-1401-401.39-08	Contracted Services	0	0	130	0	1045
	<b>Subtotal</b>	<b>7,042</b>	<b>7,080</b>	<b>5,320</b>	<b>6,054</b>	<b>6,339</b>
<b>Commodities</b>						
001-1401-401.41-01	Postage	25	25	-	-	-
001-1401-401.41-02	Office Supplies	125	125	-	94	60
001-1401-401.44-00	Books & Periodicals	-	-	-	-	-
	<b>Subtotal</b>	<b>150</b>	<b>150</b>	<b>-</b>	<b>94</b>	<b>60</b>
<b>Capital Outlay</b>						
001-1401-401.52-04	Office Equipment	-	-	-	-	-
001-1401-401.52-07	Furniture & Fixtures	-	-	-	-	-
001-1401-401.52-08	Controllables	-	-	-	-	-
	<b>Subtotal</b>	<b>-</b>	<b>-</b>	<b>-</b>	<b>-</b>	<b>-</b>
<b>Miscellaneous</b>						
001-1401-401.61-01	Dues	-	-	-	-	-
001-1401-401.61-04	Other	700	600	671	603	221
	<b>Subtotal</b>	<b>700</b>	<b>600</b>	<b>671</b>	<b>603</b>	<b>221</b>
	<b>Totals</b>	<b>122,285</b>	<b>119,133</b>	<b>116,442</b>	<b>117,098</b>	<b>118,331</b>



**PURPOSE**

The Purchasing Department is responsible for acquisition of supplies, services and construction to support the operation of the City's various departments. Purchasing verifies requests for payment with bid information submitted, verifies receipt of items by comparing actual billings with quotes offered. Authorizes payments for purchases when offered with proper authority and prepares resolutions for purchase agreements that require City Council approval. The Purchasing Department maintains and manages the bid process in accordance with the various laws, regulations and ordinances in place.

**GOALS/OBJECTIVES**

- Review, manage and maintain good relationships with various vendors to maximize City benefit.
- Adapt Procurement practices to allow vendors the ability to submit their bids in person, via mail carrier and also electronically. This change would ensure a best response of pricing and value. Vendors would be able to submit their bids as per last minute price cuts and we look to see an increase in bid participation if electronic bids were allowed. This change would require an update to the current Purchasing Policy Manual to allow vendors to submit their bids/RFP's via electronically. This also would need to happen after Tyler is up and running and the Procurement/Purchasing piece is live.
- Arrange for the sale of larger pieces of equipment to be auctioned via an online service.

**PAST FISCAL YEAR HIGHLIGHTS**

In FY 2023 the Purchasing Department issued 21 Bids, 13 RFP's, and 2 RFQ's.  
 Total bid award amount was \$14,753,007  
 Total RFP award amount was \$592,165  
 Total RFQ award amount was \$321,879

The Purchasing Department organized one (1) sealed bid, which included a variety of vehicles, equipment and furniture. The current sealed bids are due on 3/17/23.

**BUDGET SUMMARY**

The purchasing budget is mainly salaries and benefits. The commodities are increasing for additional office supplies.

**EXPENSE SUMMARY**

ACCOUNT DESCRIPTION	2023/2024	% Change	2022/2023	2022/2023	2021/2022
	PROPOSED BUDGET		REVISED BUDGET	PROJECTED ACTUAL	YTD ACTUAL
Salaries & Benefits	86,296	9.15%	79,060	78,609	77,926
Contractual Services	3,691	2.30%	3,608	3,421	3,095
Commodities	215	0.00%	215	83	183
Capital Outlay	-	0.00%	-	-	-
Miscellaneous	200	0.00%	200	190	190
<b>Totals</b>	<b>90,402</b>	<b>8.81%</b>	<b>83,083</b>	<b>82,303</b>	<b>81,394</b>

**STAFFING**

	FY 2024 PROPOSED	FY 2023 Budget	FY 2022 Budget	FY 2021 Budget
Authorized Positions	1	1	1	1

The Purchasing's Office staff is as follows:

- 1- Purchasing Agent

**GENERAL FUND  
CITY HALL**

**PURCHASING  
Detail**

ACCOUNT NUMBER	ACCOUNT DESCRIPTION	2023/2024 PROPOSED BUDGET	2022/2023 REVISED BUDGET	2022/2023 PROJECTED ACTUAL	2021/2022 YTD ACTUAL	2020/2021 YTD ACTUAL
<b>Salaries &amp; Benefits</b>						
001-1402-401.11-01	Regular Salary/Wages	42,689	41,445	41,405	40,548	40,765
001-1402-401.11-02	Overtime	-	-	-	-	465
001-1402-401.11-04	Holiday Pay	2,644	2,567	2,374	2,306	2,580
001-1402-401.11-15	Vacation Pay	3,778	3,668	3,632	3,527	3,633
001-1402-401.11-17	Sick Pay Buy Back	2,267	2,201	2,201	2,142	2,084
001-1402-401.21-01	Group Insurance	28,736	22,089	22,907	22,089	22,854
001-1402-401.21-03	Board Paid Life Ins.	97	91	92	91	70
001-1402-401.21-04	Workers' Comp	-	-	-	-	-
001-1402-401.22-01	Social Security	3,185	3,093	2,491	2,445	2,599
001-1402-401.22-02	Medicare	745	723	583	572	608
001-1402-401.22-03	Unemployment Comp	100	100	100	100	100
001-1402-401.23-01	IMRF	2,055	3,083	2,824	4,106	5,221
	<b>Subtotal</b>	<b>86,296</b>	<b>79,060</b>	<b>78,609</b>	<b>77,926</b>	<b>80,979</b>
<b>Contractual Services</b>						
001-1402-401.38-01	MICA	773	690	690	692	692
001-1402-401.38-03	Employee Bonds	-	-	-	-	50
001-1402-401.39-01	Communications	488	488	439	330	351
001-1402-401.39-02	Advertising/Publishing	430	430	292	73	418
001-1402-401.39-08	Contracted Services	2,000	2,000	2,000	2,000	2,000
	<b>Subtotal</b>	<b>3,691</b>	<b>3,608</b>	<b>3,421</b>	<b>3,095</b>	<b>3,511</b>
<b>Commodities</b>						
001-1402-401.41-01	Postage	15	15	1	1	1
001-1402-401.41-02	Office Supplies	200	200	82	182	28
	<b>Subtotal</b>	<b>215</b>	<b>215</b>	<b>83</b>	<b>183</b>	<b>29</b>
<b>Capital Outlay</b>						
001-1402-401.52-08	Controllable	-	-	-	-	-
	<b>Subtotal</b>	<b>-</b>	<b>-</b>	<b>-</b>	<b>-</b>	<b>-</b>
<b>Miscellaneous</b>						
001-1402-401.61-01	Dues	200	200	190	190	190
001-1402-401.61-04	Other	-	-	-	-	-
	<b>Subtotal</b>	<b>200</b>	<b>200</b>	<b>190</b>	<b>190</b>	<b>190</b>
	<b>Totals</b>	<b>90,402</b>	<b>83,083</b>	<b>82,303</b>	<b>81,394</b>	<b>84,709</b>



**PURPOSE**

The Building Maintenance division covers the maintenance of the City Hall building and the City Hall Annex. The purpose of this division is to contain all building maintenance costs in one division. One union employee performs the janitorial/custodial/maintenance duties. The other major costs are energy, and routine repairs and maintenance.

**GOALS/OBJECTIVES**

- The following goals have been set for FY24:
- Complete design of City Hall rehabilitation
  - Begin construction of building rehabilitation (carry-over to FY25)
  - Determine repair/removal of parking deck

**PAST FISCAL YEAR HIGHLIGHTS**

- Replaced City Hall Annex first floor heat pump
- Replaced cooling split system for IT Server room
- Replaced exterior stairway to parking deck

**BUDGET SUMMARY**

The proposed FY24 budget includes an increase of roughly \$95,000 compared to projected FY23 spending. The increase is largely due to a proposed allowance for City Hall repair & maintenance expenses over FY23 spending as well as additional energy costs due to rising utility rates.

**EXPENSE SUMMARY**

ACCOUNT DESCRIPTION	2023/2024		2022/2023	2022/2023	2021/2022
	PROPOSED BUDGET	% Change	REVISED BUDGET	PROJECTED ACTUAL	YTD ACTUAL
Salaries & Benefits	65,031	0.88%	64,463	63,881	64,341
Contractual Services	147,546	2.80%	143,530	172,741	138,136
Commodities	105,000	2.94%	102,000	100,455	64,154
Capital Outlay	-	-100.00%	490	899	1,298
Miscellaneous	750	7.14%	700	698	205
Debt Service	-		-	-	-
<b>Totals</b>	<b>318,327</b>	<b>2.30%</b>	<b>311,183</b>	<b>338,674</b>	<b>268,134</b>

**STAFFING**

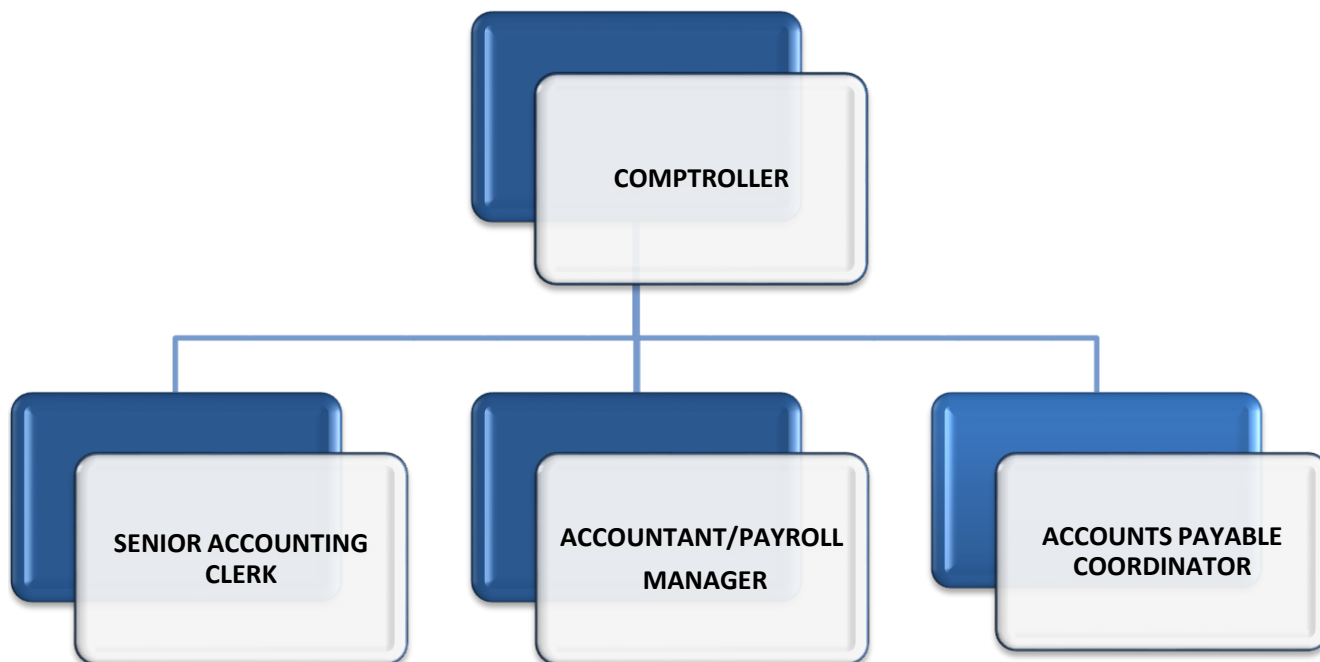
	FY 2024 PROPOSED	FY 2023 Budget	FY 2022 Budget	FY 2021 Budget
Authorized Positions	1	1	1	1

The Building Maintenance staff is as follows:  
1 - 822 Labor Grade 1

**GENERAL FUND  
CITY HALL**

**BUILDING MAINTENANCE  
Detail**

ACCOUNT NUMBER	ACCOUNT DESCRIPTION	2023/2024 PROPOSED BUDGET	2022/2023 REVISED BUDGET	2022/2023 PROJECTED ACTUAL	2021/2022 YTD ACTUAL	2020/2021 YTD ACTUAL
<b>Salaries &amp; Benefits</b>						
001-1403-401.11-01	Regular Salary/Wages	39,934	38,774	37,874	37,334	36,386
001-1403-401.11-02	Overtime	162	216	16	69	304
001-1403-401.11-03	Sick Pay	-	-	165	165	-
001-1403-401.11-04	Holiday Pay	2,420	2,350	2,341	2,123	2,406
001-1403-401.11-15	Vacation Pay	2,593	2,518	3,432	3,273	3,528
001-1403-401.11-17	Sick Pay Buy Back	2,075	2,014	1,846	1,960	1,749
001-1403-401.21-01	Group Insurance	12,154	12,056	11,995	12,056	13,395
001-1403-401.21-03	Board Paid Life Ins.	97	91	92	91	69
001-1403-401.21-04	Workers' Comp	-	-	-	-	-
001-1403-401.22-01	Social Security	2,925	2,844	2,773	2,732	2,705
001-1403-401.22-02	Medicare	684	665	648	639	635
001-1403-401.22-03	Unemployment Comp	100	100	100	100	100
001-1403-401.23-01	IMRF	1,887	2,835	2,599	3,799	4,690
	<b>Subtotal</b>	<b>65,031</b>	<b>64,463</b>	<b>63,881</b>	<b>64,341</b>	<b>65,967</b>
<b>Contractual Services</b>						
001-1403-401.31-04	Engineering/Architectural	5,000	5,000	-	3,035	-
001-1403-401.31-05	Prof Svc-Other	-	-	-	-	-
001-1403-401.34-03	Custodial	-	-	-	-	-
001-1403-401.34-04	Lawn Care	1,500	1,200	920	1,141	1,080
001-1403-401.34-06	Linens,mats,mops,uniform	2,000	1,500	1,648	759	817
001-1403-401.35-01	R&M - Buildings	72,400	75,000	114,660	73,046	79,006
001-1403-401.35-02	R&M - Mach & Equip	15,000	14,600	11,074	12,824	2,903
001-1403-401.35-03	R&M-Office Furn & Equip	-	-	-	-	-
001-1403-401.35-05	R&M-Other	-	-	-	-	1,126
001-1403-401.36-03	Equipment and Vehicle	5,000	4,350	4,769	4,310	3,890
001-1403-401.38-01	MICA	43,546	38,880	38,880	42,438	42,438
001-1403-401.39-01	Communications	-	-	-	48	-
001-1403-401.39-02	Advertising/Publishing	600	500	790	535	-
001-1403-401.39-08	Contracted Services	2,500	2,500	-	-	-
	<b>Subtotal</b>	<b>147,546</b>	<b>143,530</b>	<b>172,741</b>	<b>138,136</b>	<b>131,260</b>
<b>Commodities</b>						
001-1403-401.42-01	Natural Gas	15,000	15,000	9,921	11,430	14,871
001-1403-401.42-02	Electricity	80,000	77,000	82,583	44,213	47,110
001-1403-401.45-01	Building Supplies	6,000	6,000	5,950	5,665	9,357
001-1403-401.45-02	Custodial Supplies	3,500	3,500	1,830	2,243	4,432
001-1403-401.45-03	Equipment Consumable	-	-	-	20	-
001-1403-401.45-05	Small Tools/Small Equip.	500	500	171	583	-
	<b>Subtotals</b>	<b>105,000</b>	<b>102,000</b>	<b>100,455</b>	<b>64,154</b>	<b>75,770</b>
<b>Capital Outlay</b>						
001-1403-401.52-02	Buildings	-	490	-	-	-
001-1403-401.52-03	Improv other than Bldgs	-	-	-	-	-
001-1403-401.52-08	Controllable	-	-	899	1,298	-
	<b>Subtotal</b>	<b>-</b>	<b>490</b>	<b>899</b>	<b>1,298</b>	<b>-</b>
<b>Miscellaneous</b>						
001-1403-401.61-02	Taxes	750	700	698	205	33
001-1403-401.61-04	Other	-	-	-	-	-
	<b>Subtotal</b>	<b>750</b>	<b>700</b>	<b>698</b>	<b>205</b>	<b>33</b>
	<b>Totals</b>	<b>318,327</b>	<b>311,183</b>	<b>338,674</b>	<b>268,134</b>	<b>273,030</b>





**PURPOSE**

The Comptroller's Office is responsible for financial operations of the city. The office oversees the general ledger and all accounting operations, maintains all payroll records and payroll processing, verifies invoices to purchase orders, and accounts payable processing. In addition, the Comptroller's office manages fixed assets, oversees debt management and financial reporting. The Comptroller's office is responsible for preparation of the annual city budget and monitoring such budget. The annual tax levy is also the responsibility of the comptroller. All permanent records, leases, contracts, and agreements are filed and maintained by the Comptroller's office.

**GOALS/OBJECTIVES**

The Comptroller's Office goals for the next fiscal year are:

- Implementation of new Tyler/Munis Financial Software
- Develop new accounting policies to support operations
- Continue internal training opportunities to ensure city policy is practiced
- Continue to find ways to promote fiscal transparency

**PAST FISCAL YEAR ACCOMPLISHMENTS**

- Established an OPEB Trust to offset the unfunded liability for post employment benefits
- Issued approx 400 payroll checks, 4,400 Accounts Payable checks, and 1,400 EFT payments
- Processed nearly 15,000 invoices
- Issued approximately 450 W2s and 200 1099s for both the city and library
- Provided Library payroll and month-end accounting and budget support
- Hired a replacement for Accountant/Payroll Manager after having vacancy
- Put the Tyler Implementation on hold due to cyber incident and staffing issues

**BUDGET SUMMARY**

The Comptroller's budget is predominantly salaries & benefits. The Contractual Services which include the City Audit, Pension Actuarial valuation and OPEB valuations have all increased slightly for the upcoming fiscal year. Additionally, we expect slight increases in office supplies.

**EXPENSE SUMMARY**

ACCOUNT DESCRIPTION	2023/2024		2022/2023	2022/2023	2021/2022
	PROPOSED BUDGET	% Change	REVISED BUDGET	PROJECTED ACTUAL	YTD ACTUAL
Salaries & Benefits	377,061	8.40%	347,827	323,587	335,836
Contractual Services	48,904	0.87%	48,480	49,143	30,370
Commodities	7,300	0.00%	7,300	7,332	6,227
Capital Outlay	600	100.00%	300	-	-
Miscellaneous	400	0.00%	400	353	353
<b>Totals</b>	<b>434,265</b>	<b>7.41%</b>	<b>404,307</b>	<b>380,415</b>	<b>372,786</b>

**STAFFING**

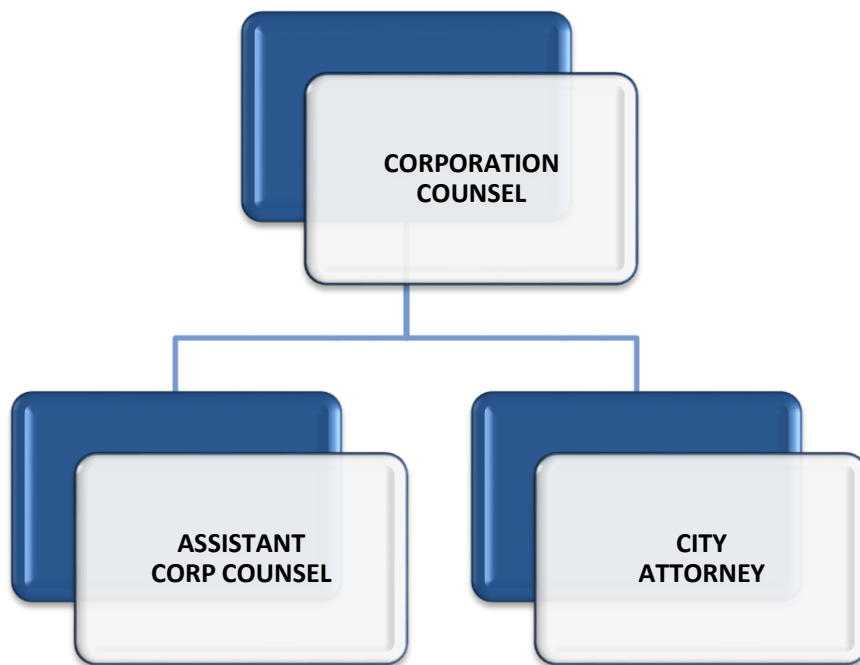
	FY 2024 PROPOSED	FY 2023 Budget	FY 2022 Budget	FY 2021 Budget
Full Positions	4.00	4.00	4.00	4.00

The Comptrollers Office staff is as follows: Comptroller and three staff members.

**GENERAL FUND  
FINANCIAL ADMINISTRATION**

**COMPTROLLER  
Detail**

ACCOUNT NUMBER	ACCOUNT DESCRIPTION	2023/2024 PROPOSED BUDGET	2022/2023 REVISED BUDGET	2022/2023 PROJECTED ACTUAL	2021/2022 YTD ACTUAL	2020/2021 YTD ACTUAL
<b>Salaries &amp; Benefits</b>						
001-1501-401.11-01	Regular Salary/Wages	245,362	218,862	200,921	212,619	191,751
001-1501-401.11-02	Overtime	-	-	-	-	498
001-1501-401.11-03	Sick Pay	-	-	3,935	1,447	-
001-1501-401.11-04	Holiday Pay	12,817	12,817	11,281	11,729	12,064
001-1501-401.11-15	Vacation Pay	16,945	14,870	15,344	12,812	13,225
001-1501-401.11-16	Major Medical	-	-	4,090	4,090	-
001-1501-401.11-17	Sick Pay Buy Back	8,789	7,166	8,437	7,155	9,316
001-1501-401.11-18	Vacation Pay Buy Back	-	-	1,441	-	4,494
001-1501-401.21-01	Group Insurance	59,039	58,257	45,843	46,201	37,257
001-1501-401.21-03	Board Paid Life Ins.	388	365	340	365	275
001-1501-401.21-04	Workers' Comp	-	-	-	-	-
001-1501-401.22-01	Social Security	17,733	15,786	14,149	14,634	13,673
001-1501-401.22-02	Medicare	4,147	3,624	3,309	3,422	3,198
001-1501-401.22-03	Unemployment Comp	400	400	400	400	400
001-1501-401.23-01	IMRF	11,441	15,680	14,097	20,962	24,766
	<b>Subtotal</b>	<b>377,061</b>	<b>347,827</b>	<b>323,587</b>	<b>335,836</b>	<b>310,917</b>
<b>Contractual Services</b>						
001-1501-401.31-01	Prof Svcs/Audit	23,500	23,500	19,470	18,650	17,800
001-1501-401.31-05	Prof Svcs/Other	18,775	18,775	25,147	7,038	7,696
001-1501-401.36-03	Rentals-Equip/Vehicle	485	485	396	363	396
001-1501-401.38-01	MICA	3,394	3,030	3,030	2,964	2,964
001-1501-401.38-03	Employee Bonds	50	65	65	-	50
001-1501-401.39-01	Communications	700	750	622	594	772
001-1501-401.39-02	Advertising/Publishing	600	600	413	66	90
001-1501-401.39-03	Printing & Binding	-	-	-	-	-
001-1501-401.39-04	Travel	350	300	-	370	-
001-1501-401.39-05	Mileage Reimb	350	350	-	-	-
001-1501-401.39-07	Regist, Schools, Mtgs	700	625	-	325	180
001-1501-401.39-08	Contracted Services	-	-	-	-	925
	<b>Subtotal</b>	<b>48,904</b>	<b>48,480</b>	<b>49,143</b>	<b>30,370</b>	<b>30,873</b>
<b>Commodities</b>						
001-1501-401.41-01	Postage	2,300	2,300	2,327	2,076	2,166
001-1501-401.41-02	Office Supplies	5,000	5,000	5,005	4,151	6,106
	<b>Subtotals</b>	<b>7,300</b>	<b>7,300</b>	<b>7,332</b>	<b>6,227</b>	<b>8,272</b>
<b>Capital Outlay</b>						
001-1501-401.52-08	Controllable	600	300	-	-	-
	<b>Subtotal</b>	<b>600</b>	<b>300</b>	<b>-</b>	<b>-</b>	<b>-</b>
<b>Miscellaneous</b>						
001-1501-401.61-01	Dues	400	400	353	153	353
001-1501-401.61-04	Other	-	-	-	200	-
	<b>Subtotal</b>	<b>400</b>	<b>400</b>	<b>353</b>	<b>353</b>	<b>353</b>
	<b>Totals</b>	<b>434,265</b>	<b>404,307</b>	<b>380,415</b>	<b>372,786</b>	<b>350,415</b>



**PURPOSE**

The Legal Department consists of three attorneys: Corporation Counsel, Assistant Corporation Counsel and City Attorney. As legal adviser to the Mayor, City Council, and all departments of the City, the Legal Department seeks to promote good, efficient and responsible government within bounds of federal and state constitutions and laws for all of the citizens of the City of Quincy. The Legal Department works to fulfill the duties and responsibilities incumbent upon local government for the citizens of the City.

**GOALS/OBJECTIVES**

- To provide excellent legal service to the various City Departments in a timely manner
- To keep outside contractual legal services as minimal as possible.

**PAST FISCAL YEAR HIGHLIGHTS**

The legal department has dealt with constitutional audits and FOIA issues. As a result, the legal department organized FOIA and Constitutional Audit training for the various department heads and city employees. The Legal department has also dealt with housing, nuisance abatement, FOIA reviews and various contract/agreement reviews.

**BUDGET SUMMARY**

The Legal budget is increasing by normal inflationary costs.

**EXPENSE SUMMARY**

ACCOUNT DESCRIPTION	2023/2024		2022/2023	2022/2023	2021/2022
	PROPOSED BUDGET	% Change	REVISED BUDGET	PROJECTED ACTUAL	YTD ACTUAL
Salaries & Benefits	254,077	3.17%	246,281	240,053	238,810
Contractual Services	29,880	0.94%	29,603	20,286	24,833
Commodities	2,010	0.00%	2,010	122	-
Capital	-			792	792
Miscellaneous	-		-	-	-
<b>Totals</b>	<b>285,967</b>	<b>2.91%</b>	<b>277,894</b>	<b>261,253</b>	<b>264,435</b>
<b>Totals by Division</b>					
Corporation Counsel	144,504	3.83%	139,174	125,263	129,292
Assistant Corp Counsel	76,143	1.06%	75,342	73,677	73,803
City Attorney	65,320	3.06%	63,378	62,313	61,340
<b>Totals</b>	<b>285,967</b>	<b>2.91%</b>	<b>277,894</b>	<b>261,253</b>	<b>264,435</b>

**STAFFING**

	FY 2024 PROPOSED	FY 2023 Budget	FY 2022 Budget	FY 2021 Budget
Authorized Positions	3	3	3	3

The Legal staff is as follows:

- 1 - Corporation Counsel
- 1 - Assistant Corporation Counsel

**GENERAL FUND  
LEGAL SERVICES**

**CORPORATION COUNSEL  
DETAIL**

		2023/2024	2022/2023	2022/2023	2021/2022	2020/2021
		PROPOSED	REVISED	PROJECTED	YTD	YTD
		BUDGET	BUDGET	ACTUAL	ACTUAL	ACTUAL
<b>Salaries &amp; Benefits</b>						
001-1601-401.11-01	Regular Salary/Wages	84,634	82,169	81,705	79,929	79,764
001-1601-401.21-01	Group Insurance	24,652	22,089	18,674	20,657	24,306
001-1601-401.21-03	Board Paid Life Ins.	97	91	92	91	71
001-1601-401.21-04	Workers' Compensation	-	-	-	-	-
001-1601-401.22-01	Social Security	5,449	5,290	4,676	4,469	4,491
001-1601-401.22-02	Medicare	1,274	1,237	1,094	1,045	1,050
001-1601-401.22-03	Unemployment Comp	100	100	100	100	100
	<b>Subtotal</b>	<b>116,206</b>	<b>110,976</b>	<b>106,341</b>	<b>106,291</b>	<b>109,782</b>
<b>Contractual Services</b>						
001-1601-401.31-02	Contracted Legal	23,238	23,238	15,968	19,384	9,957
001-1601-401.38-01	MICA	930	830	830	841	841
001-1601-401.38-03	Employee Bonds	50	50	-	-	50
001-1601-401.39-01	Communications	1,000	1,000	863	776	733
001-1601-401.39-03	Printing & Binding	-	-	-	-	-
001-1601-401.39-04	Travel	700	700	167	898	-
001-1601-401.39-07	Regist, Schools, Mtgs	370	370	180	310	-
001-1601-401.39-08	Contracted Services	-	-	-	-	786
	<b>Subtotal</b>	<b>26,288</b>	<b>26,188</b>	<b>18,008</b>	<b>22,209</b>	<b>12,367</b>
<b>Commodities</b>						
001-1601-401.41-01	Postage	10	10	-	-	-
001-1601-401.41-02	Office Supplies	500	500	-	-	-
001-1601-401.44-00	Books & Periodicals	1,500	1,500	122	-	-
	<b>Subtotal</b>	<b>2,010</b>	<b>2,010</b>	<b>122</b>	<b>-</b>	<b>-</b>
<b>Capital Outlay</b>						
001-1601-401.52-08	Controllable	-	-	792	792	-
<b>Miscellaneous</b>						
001-1601-401.61-01	Dues	-	-	-	-	-
001-1601-401.61-04	Other	-	-	-	-	-
001-1601-401.61-07	Judgements/Court Costs	-	-	-	-	-
	<b>Subtotal</b>	<b>-</b>	<b>-</b>	<b>-</b>	<b>-</b>	<b>-</b>
	<b>Totals</b>	<b>144,504</b>	<b>139,174</b>	<b>125,263</b>	<b>129,292</b>	<b>122,149</b>

**GENERAL FUND  
LEGAL SERVICES**

**ASSISTANT CORPORATION COUNSEL  
DETAIL**

		2023/2024	2022/2023	2022/2023	2021/2022	2020/2021
		PROPOSED	REVISED	PROJECTED	YTD	YTD
		BUDGET	BUDGET	ACTUAL	ACTUAL	ACTUAL
<b>Salaries &amp; Benefits</b>						
001-1602-401.11-01	Regular Salary/Wages	66,010	64,087	63,724	62,339	62,212
001-1602-401.21-03	Board Paid Life Ins.	97	91	92	91	71
001-1602-401.21-04	Workers' Compensation	-	-	-	-	-
001-1602-401.22-01	Social Security	4,250	4,126	3,951	3,865	3,857
001-1602-401.22-02	Medicare	994	965	924	904	902
001-1602-401.22-03	Unemployment Compensation	100	100	100	100	100
001-1602-401.23-01	IMRF	2,742	4,113	3,613	5,242	6,539
	<b>Subtotal</b>	<b>74,193</b>	<b>73,482</b>	<b>72,404</b>	<b>72,541</b>	<b>73,681</b>
<b>Contractual Services</b>						
001-1602-401.38-01	Insurance/MICA	840	750	750	759	759
001-1602-401.39-01	Communications	280	280	243	245	202
001-1602-401.39-04	Travel	460	460	100	(102)	-
001-1602-401.39-05	Mileage Reimbursement	-	-	-	-	-
001-1602-401.39-07	Regist, Schools, Meetings	370	370	180	360	-
	<b>Subtotal</b>	<b>1,950</b>	<b>1,860</b>	<b>1,273</b>	<b>1,262</b>	<b>961</b>
<b>Miscellaneous</b>						
001-1602-401.61-04	Other	-	-	-	-	-
	<b>Subtotals</b>	<b>-</b>	<b>-</b>	<b>-</b>	<b>-</b>	<b>-</b>
	<b>Totals</b>	<b>76,143</b>	<b>75,342</b>	<b>73,677</b>	<b>73,803</b>	<b>74,642</b>

**GENERAL FUND  
LEGAL SERVICES**

**CITY ATTORNEY  
DETAIL**

		2023/2024	2022/2023	2022/2023	2021/2022	2020/2021
		PROPOSED	REVISED	PROJECTED	YTD	YTD
		BUDGET	BUDGET	ACTUAL	ACTUAL	ACTUAL
<b>Salaries &amp; Benefits</b>						
001-1603-401.11-01	Regular Salary/Wages	58,809	57,096	56,773	55,539	55,425
001-1603-401.21-03	Board Paid Life Ins.	97	91	92	91	71
001-1603-401.21-04	Workers' Compensation	-	-	-	-	-
001-1603-401.22-01	Social Security	3,786	3,676	3,520	3,443	3,436
001-1603-401.22-02	Medicare	886	860	823	805	804
001-1603-401.22-03	Unemployment Compensation	100	100	100	100	100
	<b>Subtotal</b>	<b>63,678</b>	<b>61,823</b>	<b>61,308</b>	<b>59,978</b>	<b>59,836</b>
<b>Contractual Services</b>						
001-1603-401.38-01	Insurance/MICA	812	725	725	728	728
001-1603-401.39-04	Travel	460	460	100	454	-
001-1603-401.39-05	Mileage Reimbursement	-	-	-	-	-
001-1603-401.39-07	Regist, Schools, Meetings	370	370	180	180	-
	<b>Subtotal</b>	<b>1,642</b>	<b>1,555</b>	<b>1,005</b>	<b>1,362</b>	<b>728</b>
<b>Commodities</b>						
001-1603-401.41-01	Postage	-	-	-	-	-
001-1603-401.41-02	Office Supplies	-	-	-	-	-
	<b>Subtotal</b>	<b>-</b>	<b>-</b>	<b>-</b>	<b>-</b>	<b>-</b>
	<b>Totals</b>	<b>65,320</b>	<b>63,378</b>	<b>62,313</b>	<b>61,340</b>	<b>60,564</b>

**PURPOSE**

The Boards & Commissions consists of four divisions. Board or commission members are appointed by the Mayor. Each commission has a separate budget as follows.

**EXPENDITURES**

ACCOUNT DESCRIPTION	2023/2024	% Change	2022/2023	2022/2023	2021/2022
	PROPOSED BUDGET		REVISED BUDGET	PROJECTED ACTUAL	YTD ACTUAL
Salaries & Benefits	21,873	12.30%	19,478	20,493	19,243
Contractual Services	58,736	-12.12%	66,837	67,459	50,217
Commodities	2,900	1.12%	2,868	1,604	2,171
Capital	-	#DIV/0!	-	-	-
Miscellaneous	500	0.00%	500	325	-
<b>Totals</b>	<b>84,009</b>	<b>-6.33%</b>	<b>89,683</b>	<b>89,881</b>	<b>71,631</b>

Totals by Division	2023/2024	% Change	2022/2023	2022/2023	2021/2022
	PROPOSED BUDGET		REVISED BUDGET	PROJECTED ACTUAL	YTD ACTUAL
Fire & Police Commission	52,934	-10.71%	59,284	60,986	44,719
Liquor Commission	4,075	-7.37%	4,399	3,979	4,079
Tree Commission	26,500	3.92%	25,500	24,591	22,833
Human Rights Commission	500	0.00%	500	325	-
<b>Totals</b>	<b>84,009</b>	<b>-6.33%</b>	<b>89,683</b>	<b>89,881</b>	<b>71,631</b>

**STAFFING**

	FY 2023 PROPOSED	FY 2022 ACTUAL	FY 2021 ACTUAL	FY 2020 ACTUAL
Authorized Fire & Police Commissioners	3	3	3	3



**GENERAL FUND  
BOARDS & COMMISSIONS**

**FIRE & POLICE COMMISSION  
Detail**

The Board of Fire and Police Commissioners was created in May 1972. It consists of three members appointed by the Mayor. Board members are: Barry Cheyne, Mike McLaughlin (appointed 2/28/22 for a 3-year term) and Angela Caldwell (appointed 3/20/23 for a 3-year term). The Board of Fire and Police Commissioners is charged with the responsibility of hiring and promoting sworn members of the Quincy Fire and Police Departments. Testing is a major part of the Commission’s functionality and the budget is reflective of that.

The entry level testing process for both the Fire and Police Departments begins with written and agility tests and candidates eventually progress through polygraph and psychological tests and, finally, the physical exam. On the promotional level, testing costs include written tests and assessments by Illinois Chiefs’ Associations. The Board of Fire and Police Commissioners is committed to hiring and promoting the best qualified candidates and utilizes these objective testing processes to aid in the selection of such individuals. Another substantial associated cost is advertising the entry-level testing. Although the Board advertises in area newspapers, costs generally increase year to year.

In summary, the bulk of the budget submitted by the Board of Fire and Police Commissioners is directly related to the testing and hiring process.

ACCOUNT NUMBER	ACCOUNT DESCRIPTION	2023/2024 PROPOSED BUDGET	2022/2023 REVISED BUDGET	2022/2023 PROJECTED ACTUAL	2021/2022 YTD ACTUAL	2020/2021 YTD ACTUAL
<b>Salaries &amp; Benefits</b>						
001-1701-401.11-01	Regular Salary/Wages	14,525	14,393	14,102	14,102	14,446
001-1701-401.11-01	Temp Salaries	2,163	-	1,252	-	-
001-1701-401.22-01	Social Security	1,035	892	952	874	896
001-1701-401.22-02	Medicare	242	209	223	205	210
	<b>Subtotal</b>	<b>17,965</b>	<b>15,494</b>	<b>16,529</b>	<b>15,181</b>	<b>15,552</b>
<b>Contractual Services</b>						
001-1701-401.31-02	Contracted Legal	3,000	2,000	4,358	4,130	-
001-1701-401.31-05	Prof Svcs - Other	20,000	35,853	33,917	20,143	13,421
001-1701-401.32-01	Medical	2,000	-	-	-	-
001-1701-401.38-01	MICA	1,669	1,490	1,490	1,483	1,483
001-1701-401.39-01	Communications	700	700	465	27	-
001-1701-401.39-02	Advertising/Publishing	1,000	52	146	94	-
001-1701-401.39-04	Travel	1,300	1,127	1,013	168	-
001-1701-401.39-05	Mileage Reimb	500	500	614	447	-
001-1701-401.39-07	Regist,Schools, Mtgs	2,500	2,500	850	1,225	-
001-1701-401.39-08	Contracted Services	-	(2,500)	-	-	375
	<b>Subtotal</b>	<b>32,669</b>	<b>41,722</b>	<b>42,853</b>	<b>27,717</b>	<b>15,279</b>
<b>Commodities</b>						
001-1701-401.41-01	Postage	100	100	66	76	57
001-1701-401.41-02	Office Supplies	400	400	70	393	73
001-1701-401.61-01	Misc-Dues	800	758	375	375	375
001-1701-401.61-04	Misc-Other	1,000	810	1,093	977	23
	<b>Subtotal</b>	<b>2,300</b>	<b>2,068</b>	<b>1,604</b>	<b>1,821</b>	<b>528</b>
	<b>Totals</b>	<b>52,934</b>	<b>59,284</b>	<b>60,986</b>	<b>44,719</b>	<b>31,359</b>

**GENERAL FUND  
BOARDS & COMMISSIONS**

**LIQUOR COMMISSION  
Detail**

The Mayor acts as the Liquor Commissioner for the City of Quincy.

ACCOUNT NUMBER	ACCOUNT DESCRIPTION	2023/2024 PROPOSED BUDGET	2022/2023 REVISED BUDGET	2022/2023 PROJECTED ACTUAL	2021/2022 YTD ACTUAL	2020/2021 YTD ACTUAL
<b>Salaries &amp; Benefits</b>						
001-1702-401.11-01	Regular Salary/Wages	3,500	3,500	3,500	3,500	3,635
001-1702-401.22-01	Social Security	217	217	215	216	224
001-1702-401.22-02	Medicare	51	51	50	51	52
001-1702-401.23-01	IMRF	140	216	199	295	383
	<b>Subtotal</b>	<b>3,908</b>	<b>3,984</b>	<b>3,964</b>	<b>4,062</b>	<b>4,294</b>
<b>Contractual Services</b>						
001-1702-401.38-01	MICA	17	15	15	17	17
001-1702-401.39-03	Printing & Binding	50	100	-	-	-
	<b>Subtotal</b>	<b>67</b>	<b>115</b>	<b>15</b>	<b>17</b>	<b>17</b>
<b>Commodities</b>						
001-1702-401.41-02	Office Supplies	100	300	-	-	17
	<b>Totals</b>	<b>4,075</b>	<b>4,399</b>	<b>3,979</b>	<b>4,079</b>	<b>4,328</b>

**BOARDS & COMMISSIONS**

**TREE COMMISSION  
Detail**

The Tree Commission's main expense is the fall tree planting program and the Emerald Ash Borer (EAB) treatment which was moved in FYE 2022 from Forestry division to the Tree Commission.

ACCOUNT NUMBER	ACCOUNT DESCRIPTION	2023/2024 PROPOSED BUDGET	2022/2023 REVISED BUDGET	2022/2023 PROJECTED ACTUAL	2021/2022 YTD ACTUAL	2020/2021 YTD ACTUAL
<b>Contractual Services</b>						
001-1704-401.39-04	Travel	-	-	-	-	-
001-1704-401.39-08	Other Purchased Services	26,000	25,000	24,591	22,483	-
<b>Commodities</b>						
001-1704-401.46-11	Other	500	500	-	350	-
	<b>Totals</b>	<b>26,500</b>	<b>25,500</b>	<b>24,591</b>	<b>22,833</b>	<b>-</b>

**BOARDS & COMMISSIONS**

**HUMAN RIGHTS COMMISSION  
Detail**

The Human Rights Commission budget represents costs relating to Human Rights training or publications.

ACCOUNT NUMBER	ACCOUNT DESCRIPTION	2023/2024 PROPOSED BUDGET	2022/2023 REVISED BUDGET	2022/2023 PROJECTED ACTUAL	2021/2022 YTD ACTUAL	2020/2021 YTD ACTUAL
<b>Miscellaneous</b>						
001-1706-401.61-04	Other	500	500	325	-	-
	<b>Subtotal</b>	<b>500</b>	<b>500</b>	<b>325</b>	<b>-</b>	<b>-</b>
	<b>Totals</b>	<b>500</b>	<b>500</b>	<b>325</b>	<b>-</b>	<b>-</b>

**GENERAL FUND  
NON-DEPARTMENTAL**

**Non-Departmental Transfers  
Summary**

**PURPOSE**

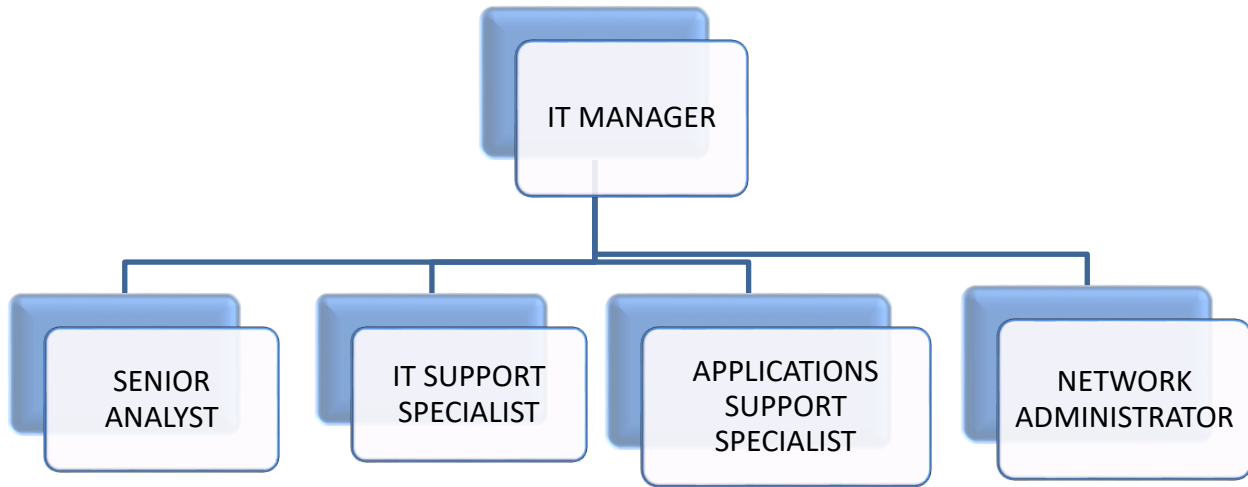
The General Fund transfers out money on a regular basis. These transfers fall into three categories:

- 1) Subsidies to other City Departments to make up the shortage between their revenues and expenditures.
- 2) Subsidies to the City's component units, Quincy Public Library and Woodland Cemetery.
- 3) Transfers of tax dollars collected that are owed to or have been levied for another entity (e.g. Historic Quincy Business District, Library and Sales Tax rebate agreements).

**BUDGET SUMMARY**

In FYE 2023 several major distributions were made: inter-fund loans to Barge Dock \$2.34 million and to Airport \$1.2 million loan for Solar, \$500,000 transfer for OPEB trust. Without these three items, total transfers are up \$780,000 or 6%.

		<b>EXPENDITURE</b>				
		2023/2024	2022/2023	2022/2023	2021/2022	2020/2021
		PROPOSED	REVISED	PROJECTED	YTD	YTD
ACCOUNT NUMBER	ACCOUNT DESCRIPTION	BUDGET	BUDGET	ACTUAL	ACTUAL	ACTUAL
<b>Inter-Fund Transfers</b>						
001-1801-491.62-02	Planning & Development	869,713	749,180	625,340	572,800	443,785
001-1801-491.62-03	9-1-1	729,209	748,149	579,200	518,500	473,500
001-1801-491.62-04	Cash Reserve Fund	500,000	856,000	856,000	125,000	216,000
001-1801-491.62-10	Quincy Transit Lines	204,570	285,143	285,143	285,143	85,143
001-1801-491.62-15	Capital Projects Funds	6,000,000	5,350,000	6,193,765	9,968,025	510,000
001-1801-491.62-30	Quincy Regional Airport	911,918	1,650,905	1,453,279	150,500	36,217
001-1801-491.62-31	Central Garage Fund	257,747	177,325	137,200	105,600	183,500
001-1801-491.62-32	Central Services Fund	-	-	-	-	-
001-1801-491.62-36	Reg. Training Facility	-	17,614	4,200	4,200	17,100
001-1801-491.62-41	Sister City Comm Fund	2,000	2,000	-	-	-
001-1801-491.62-42	Airport Hangar Fund	455,000	455,000	-	-	-
001-1801-491.62-44	Lincoln Commission	-	-	-	-	-
001-1801-491.62-45	Barge Dock Fund 514	-	2,340,000	2,340,000	-	-
001-1801-491.62-60	Landfill Superfund	376,000	376,000	76,000	-	76,000
001-1801-491.62-63	Garbage	186,410	90,928	-	-	-
001-1801-491.62-66	Recycle	-	138,667	124,650	129,000	345,100
001-1801-491.62-90	Other	-	55,379	-	654,124	-
	<b>Subtotal</b>	<b>10,492,567</b>	<b>13,292,290</b>	<b>12,674,777</b>	<b>12,512,892</b>	<b>2,386,345</b>
<b>Subsidies</b>						
001-1802-406.62-82	Woodland Cemetery	276,600	276,600	276,600	240,000	244,412
	<b>Subtotal</b>	<b>276,600</b>	<b>276,600</b>	<b>276,600</b>	<b>240,000</b>	<b>244,412</b>
<b>Tax Distributions</b>						
001-1803-401.62-88	Cullinan Sale Tax Rebate	220,000	220,000	199,314	272,828	239,567
001-1803-401.62-89	Pr Cross SaleTax Rebate	525,000	450,000	491,673	538,717	369,395
001-1803-401.62-98	H/R Sales Tax Rebate	500	500	-	-	-
001-1803-407.62-91	Quincy Public Library	1,978,425	1,978,425	2,268,278	2,326,471	1,784,184
001-1803-408.62-53	Serv Area #2- Bus Dis	107,000	102,000	102,162	99,707	98,880
001-1803-408.62-94	Two Rivers Land Bank	-	100,000	100,000	-	-
	<b>Subtotal</b>	<b>2,830,925</b>	<b>2,850,925</b>	<b>3,161,427</b>	<b>3,237,723</b>	<b>2,492,026</b>
<b>Miscellaneous</b>						
001-1805-491.61-04	Other	-	500,000	500,000	-	-
001-1805-401.61-08	Bad Debt Expense	5,000	5,000	7,362	(430)	132,032
	<b>Totals</b>	<b>13,605,092</b>	<b>16,924,815</b>	<b>16,620,166</b>	<b>15,990,185</b>	<b>5,254,815</b>



**PURPOSE**

The Department of Information Technology (DoIT) provides technology leadership for the City of Quincy, including governance, architecture, resources, and expertise in deploying modern information technologies to improve government efficiency. DoIT is responsible for much of the technical infrastructure that makes city government run; telephones, computer networks, desktop/server support, data center, web site, building and information security and the municipal cable television channel. DoIT supports all city entities including Public Safety, Utilities, Central Services and Quincy Regional Airport. DoIT also provides secondary support services for the computer and network services for the Quincy Public Library.

**GOALS/OBJECTIVES**

- Evaluate new technologies to enhance current City services & provide additional efficiencies.
- Implement new information security controls to protect the City’s computer systems and data.
- Evaluate current security controls to ensure compliance to both the CJIS and HIPPA requirements.
- Review current business strategies and processes to enhance City-wide operational efficiencies.
- Enhance the existing VMware Infrastructure servers and storage to improve overall performance.
- Implement additional cybersecurity protection for the City’s network to protect against cyberattacks.

**PAST FISCAL YEAR HIGHLIGHTS**

- Cybersecurity recovery – including a complete rebuild of the City’s virtual infrastructure.
- Implementation of new VMware host servers and storage equipment.
- Implementation of multiple new network security initiatives and protocols.
- Implementation of Multi Factor Authentication for all devices connected to the City’s network infrastructure.
- Migration of all City email to the Office 365 Cloud solution.
- Implementation of new Checkpoint Firewall technology to further protect against global cybersecurity attacks.
- Currently replacing all City-owned PCs and Laptops, including a new laptop to all Department Heads for business continuity purposes in the event of any disaster or emergency.
- Implementation of new solutions providing additional infrastructure monitoring of endpoint security

**BUDGET SUMMARY**

The Information Technology budget for FY 2023-2024 includes an increase of \$183,781 in salary & benefits for the addition of two employees. A proposed increase of \$50,000 for Professional Services for any projects that we can contract out to vendors. A budget increase in Repair and Maintenance Services is for hardware/software maintenance costs for recently implemented solutions; as well as to cover expiring multi-year maintenance contracts which are now single year agreements. New costs included in the overall increase are Microsoft Office 365 Licensing Subscription (\$59,400), Kroll Responder Annual Subscription (\$34,396), Cisco Duo MFA subscription (\$15,000), Tyler Technologies Annual Maintenance (\$72,200), and Barracuda Networks Annual Maintenance (\$9,953). An estimated cost for the Checkpoint firewall solution annual maintenance is also included in that amount even though we don’t have the renewal quotes for it yet. Communications also has a moderate inflationary increase which covers telephone and Internet services. Controllable capital outlay will allow us to begin the process of replacing end-of-life network switches that are deployed throughout the environment, as well as starting the process of replacing our aged wireless network solution. Both projects will add extra layers of network security protection to the environment. With all the planned projects and the restart of the Tyler Technologies implementation, the IT Department will definitely remain very busy this coming year, but in a much better and more secure way.

**EXPENSE SUMMARY**

ACCOUNT DESCRIPTION	2023/2024	% Change	2022/2023	2022/2023	2021/2022
	PROPOSED BUDGET		REVISED BUDGET	PROJECTED ACTUAL	YTD ACTUAL
Salaries & Benefits	473,660	68.48%	281,129	271,628	301,405
Contractual Services	509,448	70.81%	298,250	269,623	218,202
Commodities	32,050	-24.68%	42,550	30,398	20,145
Capital Outlay	45,000	-4.26%	47,000	35,829	13,416
Miscellaneous	1,000	0.00%	1,000	300	-
<b>Totals</b>	<b>1,061,158</b>	<b>58.40%</b>	<b>669,929</b>	<b>607,778</b>	<b>553,168</b>

**STAFFING**

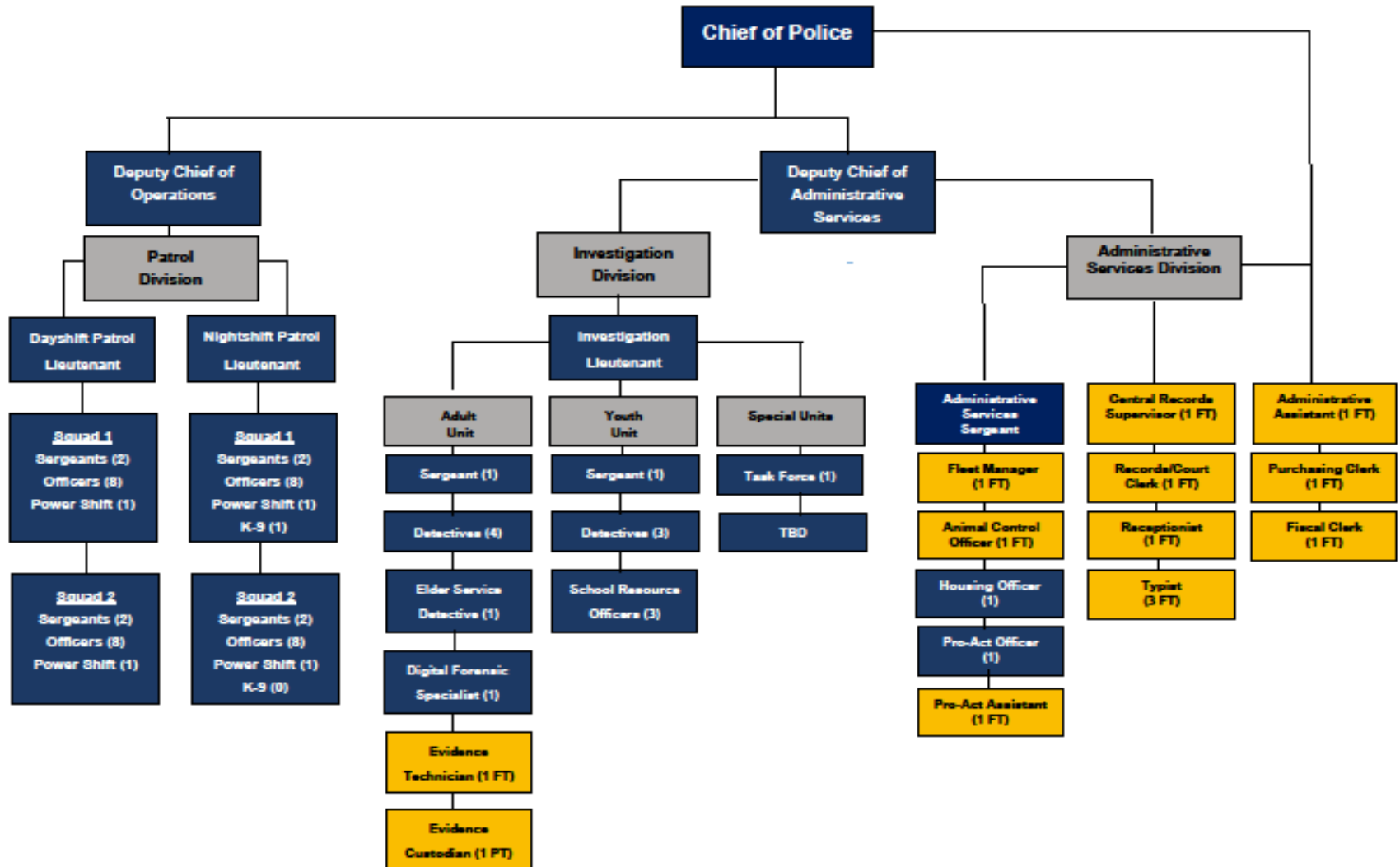
	FY 2024 PROPOSED	FY 2023 Budget	FY 2022 Budget	FY 2021 Budget
Full Time Positions	5	3	3	4

**GENERAL FUND  
TECHNOLOGY SERVICES**

**INFORMATION TECHNOLOGY  
Detail**

ACCOUNT NUMBER	ACCOUNT DESCRIPTION	2023/2024 PROPOSED BUDGET	2022/2023 REVISED BUDGET	2022/2023 PROJECTED ACTUAL	2021/2022 YTD ACTUAL	2020/2021 YTD ACTUAL
<b>Salaries &amp; Benefits</b>						
001-1901-401.11-01	Regular Salary/Wages	317,153	169,963	168,959	164,528	242,578
001-1901-401.11-02	Overtime	-	-	294	-	-
001-1901-401.11-03	Sick Pay	-	-	1,011	-	-
001-1901-401.11-04	Holiday Pay	10,732	9,923	9,322	8,912	15,723
001-1901-401.11-15	Vacation Pay	13,351	13,391	11,583	14,813	22,907
001-1901-401.11-16	Major Medical Pay	-	-	-	-	387
001-1901-401.11-17	Sick Pay Buy Back	6,822	7,564	9,152	7,133	18,171
001-1901-401.11-18	Vacation Pay Buy Back	-	-	2,470	-	5,377
001-1901-401.21-01	Group Insurance	83,128	51,938	42,401	51,938	83,573
001-1901-401.21-03	Board Paid Life Ins.	485	274	269	274	283
001-1901-401.22-01	Social Security	22,080	12,452	11,578	10,969	17,490
001-1901-401.22-02	Medicare	5,164	2,912	2,708	2,565	4,090
001-1901-401.22-03	Unemployment Comp	500	300	300	400	400
001-1901-401.23-01	IMRF	14,245	12,412	11,581	39,873	32,153
	<b>Subtotal</b>	<b>473,660</b>	<b>281,129</b>	<b>271,628</b>	<b>301,405</b>	<b>443,132</b>
<b>Contractual Services</b>						
001-1901-401.31-05	Prof Services-Other	50,000	50,000	3,596	-	-
001-1901-401.32-02	Computer	80,396	31,268	31,268	-	-
001-1901-401.35-02	R&M-Mach & Equip	55,000	55,000	44,660	42,576	53,113
001-1901-401.35-03	R&M- Furniture & Equip	130,020	51,000	79,257	70,669	29,101
001-1901-401.35-05	R&M-Other	111,000	30,732	35,969	6,931	13,364
001-1901-401.36-03	Rentals-Equip/Vehicle	1,300	1,800	1,437	1,352	1,198
001-1901-401.38-01	MICA	2,632	2,350	2,350	3,219	3,219
001-1901-401.39-01	Communications	75,000	73,000	70,465	92,730	94,778
001-1901-401.39-04	Travel	500	500	-	-	-
001-1901-401.39-05	Mileage Reimb	600	600	316	289	51
001-1901-401.39-07	Regist, Schools, Mtgs	2,000	1,000	125	125	-
001-1901-401.39-08	Contracted Services	1,000	1,000	180	311	445
	<b>Subtotal</b>	<b>509,448</b>	<b>298,250</b>	<b>269,623</b>	<b>218,202</b>	<b>195,269</b>
<b>Commodities</b>						
001-1901-401.41-01	Postage	50	50	84	111	-
001-1901-401.41-02	Office Supplies	2,000	2,000	2,145	4,163	936
001-1901-401.46-11	Other	30,000	40,500	28,169	15,871	12,567
	<b>Subtotal</b>	<b>32,050</b>	<b>42,550</b>	<b>30,398</b>	<b>20,145</b>	<b>13,503</b>
<b>Capital Outlay</b>						
001-1901-401.52-04	Office Equipment	-	-	858	-	-
001-1901-401.52-05	Machinery & Equipment	-	-	24,583	-	-
001-1901-401.52-08	Controllable	45,000	47,000	10,388	13,416	7,753
	<b>Subtotal</b>	<b>45,000</b>	<b>47,000</b>	<b>35,829</b>	<b>13,416</b>	<b>7,753</b>
<b>Miscellaneous</b>						
001-1901-401.61-01	Dues	1,000	1,000	300	-	780
<b>Debt Service</b>						
001-1901-409.72-00	Loan/Lease Payments	-	-	-	-	-
	<b>Subtotal</b>	<b>1,000</b>	<b>1,000</b>	<b>300</b>	<b>-</b>	<b>780</b>
		<b>1,061,158</b>	<b>669,929</b>	<b>607,778</b>	<b>553,168</b>	<b>660,437</b>

# Police Organization Chart



**PURPOSE**

The Police Department operating budget is divided into seven divisions as follows:

- 2110 Administration: Management of all employees and programs of the department. These positions include: Chief of Police, Deputy Chief of Operations and Deputy Chief of Administration
- 2111 Civilian: Functions to support the operations: records, purchasing, payroll. These positions include the staff of the following offices: the Chiefs' Administrative Suite, Central Records, Traffic analysis/Fleet and the Pro-Act Unit
- 2112 Patrol: Responsible for carrying out the policing operations of the department: Patrol and Detective Commanders Patrol and Detective Sergeants, Administrative Services Sergeant and officers of the patrol officer rank regardless of assignment.
- 2113 Training: Costs for the training of the employees of the Patrol Division.
- 2115 Evidence Tech: Responsible for the evidence collection and storage function of the department. These positions include: Crime Scene Technician and PT Evidence Custodian
- 2116 Humane Officers: Includes Animal Control Program for the department, as well as the costs of the Quincy Animal Shelter contract and Animal Control Officer
- 2117 Auxiliary: Functions to account for the Quincy Police Auxiliary Unit of the department ( unpaid volunteers receive an annual one-time stipend to be used for equipment).

**GOALS/OBJECTIVES**

- Provide professional police service to the citizens of Quincy
- Send one, if not both new deputy chiefs to School of Police Staff and Command
- Hire, equip and train new police officers to fill nine vacancies FY24
- Prepare for the loss of at least four police officers due to retirement/resignation in FY24
- Hire, equip and train between one and six lateral transfer officers in FY24
- Purchase firearm ammunition to return to pre-covid inventory levels
- Purchase three new marked police squad cars and one travel car
- Upgrade portable radios to P25 digital platform
- Renew body-worn camera five-year lease agreement
- Work toward accreditation through the Illinois Law Enforcement Accreditation Program (ILEAP)
- Continue to work back to a fully functional computer system after cyber incident in May 2022

**PAST FISCAL YEAR HIGHLIGHTS**

- YTD: Responded to more than 24,174 calls for service, 843 traffic crashes, and conducted more than 3,014 vehicle stops. YTD provided 5,993 total training hours to our officers, 2,022 of those hours were for out-of-town training requiring travel. YTD: provided 218 hours of D.A.R.E. instruction. We sent nine new officers to the academy for a total of 5,040 hours of basic law enforcement training.
- Appointed a new police chief and two new deputy police chiefs
- Hired, equipped and trained nine new police officers
- Promoted two officers to the rank of sergeant
- Continued policy changes and maintenance with Lexipol
- Eliminated the unfilled Fleet Assistant position
- Hired a new Records supervisor and two new Records associates
- Hired a new part-time evidence custodian
- Purchased new department canine and appointed and trained a new K9 team
- Took delivery of and deployed four new marked squad cars
- Proposed implementation of a 20-camera license plate reader program



**BUDGET SUMMARY**

The FY24 Police Budget includes adjustments in salary and benefits due to four anticipated retirements and replacements and assumes retroactive pay for FYE 2022 and FYE 2023 at \$368,000. The training budget was increased due to the need to have two new deputy chiefs attend SPSC, as well as the need to train up to 15 new police officers to fill existing or anticipated vacancies. Sick, vacation and comp time buyouts are increased in this budget due to four anticipated officer retirements. We are budgeting \$25,572 to replenish our firearms ammunition inventory that has decreased over the past several years due to low availability. The FY24 budget includes \$200,000 for in capital outlay for three new marked squad cars and one new travel car. We budgeted \$220,000 for a portable radio upgrade and mobile radio replacement to the P25 digital platform. In FY24 we plan to renew our five-year lease with BodyWorn by Utility for our officer-worn and in-car cameras. This budget also funds pension at the full 100% annual required contribution as recommended by the actuarial firm.

**EXPENSE SUMMARY**

ACCOUNT DESCRIPTION	2023/2024		2022/2023	2022/2023	2021/2022
	PROPOSED BUDGET	% Change	REVISED BUDGET	PROJECTED ACTUAL	YTD ACTUAL
Salaries & Benefits	13,837,285	1.44%	13,640,281	13,432,421	12,806,714
Contractual Services	1,283,265	-3.93%	1,335,743	1,240,544	808,310
Commodities	220,795	27.90%	172,633	152,216	107,801
Capital Outlay	445,660	307.04%	109,488	121,383	48,589
Miscellaneous	18,617	10.47%	16,852	15,268	15,101
Debt Services	88,466	28.70%	68,738	68,738	68,738
<b>Totals</b>	<b>15,894,088</b>	<b>3.59%</b>	<b>15,343,735</b>	<b>15,030,570</b>	<b>13,855,253</b>

Totals by Division	% Change				
2110 Administration	503,622	-1.91%	513,430	457,354	463,888
2111 Civilian	819,761	-0.45%	823,431	797,108	729,796
2112 Patrol	13,976,598	3.57%	13,494,222	13,280,491	12,191,366
2113 Training	205,668	59.50%	128,946	116,263	82,878
2115 Evidence Tech	124,262	-0.77%	125,228	117,375	112,994
2116 Humane Officers	254,444	2.29%	248,750	256,934	269,066
2117 Police Auxillary	9,733	0.05%	9,728	5,045	5,265
<b>Totals</b>	<b>15,894,088</b>	<b>3.59%</b>	<b>15,343,735</b>	<b>15,030,570</b>	<b>13,855,253</b>

**STAFFING**

	FY 2024 PROPOSED	FY 2023 Budget	FY 2022 Budget	FY 2021 Budget
Full Time Positions	86	86	86	86
Part Time Positions	1	1	2	2

Dept	FT count	FT count	FT count	FT count
2110 Admin	3	3	3	3
2111 Civilian	11	11	11	11
2112 Patrol	70	70	70	70
2115 Evidence	1	1	1	1
2116 Humane Off	1	1	1	1
	<b>86</b>	<b>86</b>	<b>86</b>	<b>86</b>

**GENERAL FUND  
PUBLIC SAFETY**

**POLICE DEPARTMENT  
ADMINISTRATION**

ACCOUNT NUMBER	ACCOUNT DESCRIPTION	2023/2024 PROPOSED BUDGET	2022/2023 REVISED BUDGET	2022/2023 PROJECTED ACTUAL	2021/2022 YTD ACTUAL	2020/2021 YTD ACTUAL
<b>Salaries &amp; Benefits</b>						
001-2110-402.11-01	Regular Salary/Wages	267,415	252,927	246,672	270,245	249,343
001-2110-402.11-02	Overtime	-	-	-	-	3,081
001-2110-402.11-04	Holiday Pay	16,794	15,884	13,549	15,517	14,021
001-2110-402.11-06	Educational Incentive	-	-	-	-	-
001-2110-402.11-13	Training	-	-	-	-	159
001-2110-402.11-15	Vacation Pay	49,091	46,431	16,612	28,678	35,440
001-2110-402.11-17	Sick Pay Buy Back	15,502	30,532	32,047	14,270	13,475
001-2110-402.11-18	Vacation Day Buy Back	-	15,796	17,864	-	-
001-2110-402.11-19	Personal Day Pay	2,584	2,444	1,766	3,185	2,231
001-2110-402.21-01	Group Insurance	53,344	50,799	40,315	50,665	55,168
001-2110-402.21-03	Board Paid Life Ins.	291	274	245	274	212
001-2110-402.22-02	Medicare	6,076	3,778	3,837	2,909	2,881
001-2110-402.22-03	Unemployment Comp	300	300	300	300	300
	<b>Subtotal</b>	<b>411,397</b>	<b>419,165</b>	<b>373,207</b>	<b>386,043</b>	<b>376,311</b>
<b>Contractual Services</b>						
001-2110-402.31-02	Prof Svcs/Legal	5,000	5,000	-	-	-
001-2110-402.31-05	Prof Svcs/Other	10,550	10,650	11,610	10,457	10,211
001-2110-402.34-01	Cleaning Svcs/Disposal	3,200	3,200	2,892	2,073	2,176
001-2110-402.34-03	Custodial	30,275	30,275	31,711	25,123	17,250
001-2110-402.35-03	R&M- Furniture & Equip	-	-	-	251	-
001-2110-402.36-03	Rentals-Equip/Veh	4,600	5,750	5,235	4,489	4,274
001-2110-402.38-01	MICA	3,242	2,895	2,895	7,306	7,306
001-2110-402.39-01	Communications	2,298	2,298	1,952	351	468
001-2110-402.39-02	Advertising/Publishing	1,303	1,303	1,064	903	430
001-2110-402.39-03	Printing & Binding	674	299	-	257	-
001-2110-402.39-04	Travel	2,000	2,000	-	1,117	-
001-2110-402.39-05	Mileage Reimb	250	250	-	-	-
001-2110-402.39-07	Regist, Schools, Mtgs	550	550	574	884	648
001-2110-402.39-08	Contracted Services	100	100	50	250	-
	<b>Subtotal</b>	<b>64,042</b>	<b>64,570</b>	<b>57,983</b>	<b>53,461</b>	<b>42,763</b>
<b>Commodities</b>						
001-2110-402.41-01	Postage	3,428	3,428	2,525	2,893	2,819
001-2110-402.41-02	Office Supplies	16,079	19,074	16,636	15,984	17,507
001-2110-402.44-00	Books & Periodicals	310	760	407	160	-
001-2110-402.45-02	Custodial Supplies	-	-	-	-	(14)
001-2110-402.47-02	Safety Equipment	144	144	-	70	-
	<b>Subtotal</b>	<b>19,961</b>	<b>23,406</b>	<b>19,568</b>	<b>19,107</b>	<b>20,312</b>
<b>Capital Outlay</b>						
001-2110-402.52-08	Controllable	600	600	770	770	224
001-2100-402.52-09	Leashold Improvements	-	-	-	-	-
	<b>Subtotal</b>	<b>600</b>	<b>600</b>	<b>770</b>	<b>770</b>	<b>224</b>
<b>Miscellaneous</b>						
001-2110-402.61-01	Dues	3,395	3,395	3,200	3,304	2,748
001-2110-402.61-03	Employee Awards	1,374	1,374	1,505	567	215
001-2110-402.61-04	Other	2,853	920	1,121	636	23
	<b>Subtotal</b>	<b>7,622</b>	<b>5,689</b>	<b>5,826</b>	<b>4,507</b>	<b>2,986</b>
	<b>Totals</b>	<b>503,622</b>	<b>513,430</b>	<b>457,354</b>	<b>463,888</b>	<b>442,596</b>

**GENERAL FUND  
PUBLIC SAFETY**

**POLICE DEPARTMENT  
CIVILIAN**

ACCOUNT NUMBER	ACCOUNT DESCRIPTION	2023/2024 PROPOSED BUDGET	2022/2023 REVISED BUDGET	2022/2023 PROJECTED ACTUAL	2021/2022 YTD ACTUAL	2020/2021 YTD ACTUAL
<b>Salaries &amp; Benefits</b>						
001-2111-402.11-01	Regular Salary/Wages	472,673	473,613	451,762	413,600	453,635
001-2111-402.11-02	Overtime	7,302	7,090	1,103	9,450	23,029
001-2111-402.11-03	Sick Pay	18,174	16,748	20,703	18,309	17,319
001-2111-402.11-04	Holiday Pay	29,818	29,517	26,606	22,355	30,315
001-2111-402.11-13	Training	-	-	-	-	17
001-2111-402.11-15	Vacation Pay	33,098	34,964	28,621	32,891	34,655
001-2111-402.11-16	Major Medical Pay	-	-	12,934	18,131	-
001-2111-402.11-17	Sick Pay Buy Back	8,871	11,260	4,062	6,998	5,598
001-2111-402.11-18	Vacation Pay Buy Back	-	-	11,905	5,685	1,943
001-2111-402.12-01	Regular Salary/Wages	-	261	-	-	2,999
001-2111-402.21-01	Group Insurance	114,746	106,480	104,962	83,354	94,656
001-2111-402.21-03	Board Paid Life Ins.	1,067	1,005	1,022	954	765
001-2111-402.21-04	Workers' Comp	-	-	-	-	-
001-2111-402.22-01	Social Security	35,336	36,473	32,758	31,849	34,090
001-2111-402.22-02	Medicare	8,264	8,407	7,661	7,448	7,973
001-2111-402.22-03	Unemployment Comp	1,100	1,100	1,100	1,100	1,200
001-2111-402.23-01	IMRF	22,797	35,435	31,568	44,274	59,624
	<b>Subtotal</b>	<b>753,246</b>	<b>762,353</b>	<b>736,767</b>	<b>696,398</b>	<b>767,818</b>
<b>Contractual Services</b>						
001-2111-402.38-01	Insurance/MICA	65,442	58,430	58,430	31,889	31,889
001-2111-402.39-01	Communications	675	1,150	-	162	848
001-2111-402.39-04	Travel	-	1,000	1,080	1,037	20
001-2111-402.39-05	Mileage Reimb	-	398	-	-	-
001-2111-402.39-07	Regist, Schools, Mtgs	398	-	731	310	-
001-2111-402.39-08	Contracted Services	-	100	100	-	-
	<b>Subtotal</b>	<b>66,515</b>	<b>61,078</b>	<b>60,341</b>	<b>33,398</b>	<b>32,757</b>
<b>Capital Outlay</b>						
001-2111-402.52-04	Office Equipment	-	-	-	-	-
	<b>Totals</b>	<b>819,761</b>	<b>823,431</b>	<b>797,108</b>	<b>729,796</b>	<b>800,575</b>

**GENERAL FUND  
PUBLIC SAFETY**

**POLICE DEPARTMENT  
PATROL**

ACCOUNT NUMBER	ACCOUNT DESCRIPTION	2023/2024	2022/2023	2022/2023	2021/2022	2020/2021
		PROPOSED BUDGET	REVISED BUDGET	PROJECTED ACTUAL	YTD ACTUAL	YTD ACTUAL
<b>Salaries &amp; Benefits</b>						
001-2112-402.11-01	Regular Salary/Wages	5,102,062	4,855,860	3,936,072	4,178,009	4,639,451
001-2112-402.11-02	Overtime	360,000	366,000	624,086	421,311	300,813
001-2112-402.11-03	Sick Pay	40,000	25,212	42,333	56,225	32,452
001-2112-402.11-04	Holiday Pay	80,000	80,000	132,974	124,457	117,543
001-2112-402.11-05	Clothing Allowance	14,800	14,800	21,233	14,800	15,733
001-2112-402.11-09	Special Job Assignment	15,000	15,000	4,454	14,536	1,648
001-2112-402.11-10	Court	20,000	20,000	8,864	10,957	13,838
001-2112-402.11-12	Comp Hours Buy Back	15,972	38,736	75,568	69,040	10,219
001-2112-402.11-13	Training	96,000	96,000	82,939	76,638	72,368
001-2112-402.11-15	Vacation Pay	626,420	643,114	526,713	587,319	649,582
001-2112-402.11-17	Sick Pay Buy Back	217,029	259,348	237,727	270,651	148,783
001-2112-402.11-18	Vacation Pay Buy Back	32,201	69,181	75,179	86,844	9,235
001-2112-402.11-19	Personal Day Pay	64,004	59,229	45,800	52,815	56,056
001-2112-402.21-01	Group Insurance	1,102,892	1,059,889	881,971	963,425	1,168,477
001-2112-402.21-03	Board Paid Life Ins.	6,791	6,392	5,534	5,771	4,863
001-2112-402.21-08	Group Health-Disability	109,843	92,683	95,543	92,683	77,240
001-2112-402.22-01	Social Security	-	-	-	-	2
001-2112-402.22-02	Medicare	84,571	79,811	78,318	79,836	81,714
001-2112-402.22-03	Unemployment Comp	7,000	7,000	7,000	6,900	6,900
001-2112-402.23-05	Police Pension	4,440,613	4,440,613	5,222,197	4,404,948	4,136,697
	<b>Subtotal</b>	<b>12,435,198</b>	<b>12,228,868</b>	<b>12,104,505</b>	<b>11,517,165</b>	<b>11,543,614</b>
<b>Contractual Services</b>						
001-2112-402.31-05	Prof Svcs/Other	5,800	5,400	2,173	2,260	2,616
001-2112-402.32-01	Technical/Medical Svcs	32,000	32,000	32,000	32,360	2,432
001-2112-402.34-05	Uniform Cleaning	3,445	3,445	3,096	2,136	2,874
001-2112-402.35-02	R&M-Mach & Equip	55,085	52,850	48,983	46,187	32,392
001-2112-402.35-03	R&M- Furniture & Equip	9,280	8,680	6,092	5,988	7,746
001-2112-402.35-04	R&M-Vehicles	13,600	17,950	11,410	4,156	1,496
001-2112-402.35-05	R&M-Other	-	-	42	17	-
001-2112-402.36-01	Fleet Maintenance	192,500	248,000	178,042	140,020	104,582
001-2112-402.36-03	Rentals-Equip/Vehicles	6,120	6,120	5,970	9,030	2,910
001-2112-402.38-01	MICA	396,122	353,680	353,680	189,243	189,243
001-2112-402.38-03	Employee Bonds	300	516	356	224	270
001-2112-402.39-01	Communications	70,000	75,520	71,594	55,321	56,623
001-2112-402.39-03	Printing & Binding	2,210	2,130	1,654	110	325
001-2112-402.39-04	Travel	200	200	828	355	57
001-2112-402.39-08	Contracted Services	23,675	138,712	138,898	15,458	30,371
	<b>Subtotal</b>	<b>810,337</b>	<b>945,203</b>	<b>854,818</b>	<b>502,865</b>	<b>433,937</b>
<b>Commodities</b>						
001-2112-402.41-02	Office Supplies	-	-	-	-	18
001-2112-402.42-01	Natural Gas	15,030	7,530	1,403	-	-
001-2112-402.42-02	Electricity	17,500	14,200	14,134	14,447	9,584
001-2112-402.43-00	Food	-	260	82	82	25
001-2112-402.44-00	Books & Periodicals	620	420	141	405	160
001-2112-402.45.02	Custodial Supplies	3,100	3,100	1,822	1,805	-
001-2112-402.45-03	Equipment Consumable	78,017	40,106	38,036	23,171	22,905
001-2112-402.45-05	Small Tools/Small Equip	-	-	-	23	-
001-2112-402.46-11	Oper Supplies/Other	6,710	6,961	7,140	5,625	6,751
001-2112-402.47-01	Clothing/Uniforms	43,930	44,830	45,381	18,790	17,275
001-2112-402.47-02	Safety Equipment	30,960	23,280	22,752	22,237	2,478
	<b>Subtotal</b>	<b>195,867</b>	<b>140,687</b>	<b>130,891</b>	<b>86,585</b>	<b>59,196</b>

**GENERAL FUND  
POLICE DEPARTMENT**

**POLICE DEPARTMENT  
PATROL**

ACCOUNT NUMBER	ACCOUNT DESCRIPTION	2023/2024	2022/2023	2022/2023	2021/2022	2020/2021
		PROPOSED BUDGET	REVISED BUDGET	PROJECTED ACTUAL	YTD ACTUAL	YTD ACTUAL
<b>Capital Outlay</b>						
001-2112-402.52-05	Machinery & Equipment	220,000	-	12,555	12,555	-
001-2112-402.52-06	Vehicles	200,000	80,000	80,928	-	-
001-2112-402.52-08	Controllables	25,060	28,388	26,665	2,258	2,642
001-2112-402.52-09	Leasehold Improvements	-	500	465	11	11,742
	<b>Subtotal</b>	<b>445,060</b>	<b>108,888</b>	<b>120,613</b>	<b>14,824</b>	<b>14,384</b>
<b>Miscellaneous</b>						
001-2112-402.61-01	Dues	1,470	1,658	590	1,073	653
001-2112-402.61-04	Other	200	180	336	116	100
	<b>Subtotal</b>	<b>1,670</b>	<b>1,838</b>	<b>926</b>	<b>1,189</b>	<b>753</b>
<b>Debt Service</b>						
001-2112-402.72-00	Loan/Lease Payments	88,466	68,738	68,738	68,738	68,738
	<b>Totals</b>	<b>13,976,598</b>	<b>13,494,222</b>	<b>13,280,491</b>	<b>12,191,366</b>	<b>12,120,622</b>

**GENERAL FUND  
PUBLIC SAFETY**

**POLICE DEPARTMENT  
TRAINING**

ACCOUNT NUMBER	ACCOUNT DESCRIPTION	2023/2024 PROPOSED BUDGET	2022/2023 REVISED BUDGET	2022/2023 PROJECTED ACTUAL	2021/2022 YTD ACTUAL	2020/2021 YTD ACTUAL
<b>Contractual Services</b>						
001-2113-402.36-02	Rentals - Land & Building	9,500	8,500	8,190	8,142	10,165
001-2113-402.39-04	Travel/Lodging	37,309	35,909	43,107	35,161	21,667
001-2113-402.39-05	Mileage Reimb	1,200	1,200	1,435	887	
001-2113-402.39-07	Regist, Schools, Mtgs	145,513	68,779	54,934	28,591	29,155
	<b>Subtotal</b>	<b>193,522</b>	<b>114,388</b>	<b>107,666</b>	<b>72,781</b>	<b>60,987</b>
<b>Commodities</b>						
001-2113-402.43-00	Food	-	572	-	105	-
001-2113-402.44-00	Books & Periodicals	621	621	206	206	222
001-2113-402.47-03	Training Supplies	2,400	4,240	-	581	1,829
	<b>Subtotal</b>	<b>3,021</b>	<b>5,433</b>	<b>206</b>	<b>892</b>	<b>2,051</b>
<b>Miscellaneous</b>						
001-2113-402.61-01	Dues	9,125	9,125	8,000	8,375	8,750
001-2113-402.61-03	Employee Awards	-	-	-	-	455
001-2113-402.61-04	Other	-	-	391	830	50
	<b>Subtotal</b>	<b>9,125</b>	<b>9,125</b>	<b>8,391</b>	<b>9,205</b>	<b>9,255</b>
	<b>Totals</b>	<b>205,668</b>	<b>128,946</b>	<b>116,263</b>	<b>82,878</b>	<b>72,293</b>

**GENERAL FUND  
PUBLIC SAFETY**

**POLICE DEPARTMENT  
EVIDENCE TECH**

ACCOUNT NUMBER	ACCOUNT DESCRIPTION	2023/2024 PROPOSED BUDGET	2022/2023 REVISED BUDGET	2022/2023 PROJECTED ACTUAL	2021/2022 YTD ACTUAL	2020/2021 YTD ACTUAL
<b>Salaries &amp; Benefits</b>						
001-2115-402.11-01	Regular Salary/Wages	77,542	75,287	75,371	66,804	77,677
001-2115-402.11-02	Overtime	4,268	4,143	68	-	3,730
001-2115-402.11-03	Sick Pay	-	-	-	-	-
001-2115-402.11-04	Holiday Pay	2,871	2,787	2,577	2,503	2,801
001-2115-402.11-13	Training	-	-	-	-	-
001-2115-402.11-15	Vacation Pay	3,076	2,986	2,986	2,870	2,783
001-2115-402.11-16	Major Medical Pay	-	-	-	-	-
001-2115-402.11-17	Sick Pay Buy Back	2,461	2,389	2,389	2,325	2,263
001-2115-402.21-01	Group Insurance	21,024	22,089	21,777	25,544	29,435
001-2115-402.21-03	Board Paid Life Ins.	97	183	120	182	141
001-2115-402.22-01	Social Security	5,593	5,431	4,512	3,751	4,955
001-2115-402.22-02	Medicare	1,308	1,270	1,055	877	1,158
001-2115-402.22-03	Unemployment Comp	200	200	200	200	200
001-2115-402.23-01	IMRF	3,609	5,413	4,744	6,300	9,397
	<b>Subtotal</b>	<b>122,049</b>	<b>122,178</b>	<b>115,799</b>	<b>111,356</b>	<b>134,540</b>
<b>Contractual Services</b>						
001-2115-402.38-01	Insurance/MICA	963	860	860	1,401	1,401
001-2115-402.39-04	Travel	250	250	118	39	-
	<b>Subtotal</b>	<b>1,213</b>	<b>1,110</b>	<b>978</b>	<b>1,440</b>	<b>1,401</b>
<b>Commodities</b>						
001-2115-402.41-02	Office Supplies	-	1,000	534	-	-
001-2115-402.45-01	Building Supplies	-	-	-	-	-
001-2115-402.45-03	Equipment Consumable	-	-	-	-	-
001-2115-402.46-11	Oper Supplies/Other	-	-	-	-	-
001-2115-402.47-01	Clothing/Uniforms	1,000	940	64	198	-
	<b>Subtotal</b>	<b>1,000</b>	<b>1,940</b>	<b>598</b>	<b>198</b>	<b>-</b>
	<b>Totals</b>	<b>124,262</b>	<b>125,228</b>	<b>117,375</b>	<b>112,994</b>	<b>135,941</b>

**GENERAL FUND  
PUBLIC SAFETY**

**POLICE DEPARTMENT  
HUMANE OFFICER**

ACCOUNT NUMBER	ACCOUNT DESCRIPTION	2023/2024 PROPOSED BUDGET	2022/2023 REVISED BUDGET	2022/2023 PROJECTED ACTUAL	2021/2022 YTD ACTUAL	2020/2021 YTD ACTUAL
<b>Salaries &amp; Benefits</b>						
001-2116-402.11-01	Regular Salary/Wages	43,031	41,782	41,748	40,917	42,058
001-2116-402.11-02	Overtime	19,459	18,894	18,291	12,863	15,195
001-2116-402.11-04	Holiday Pay	2,726	2,647	2,636	2,382	2,683
001-2116-402.11-13	Training	-	-	-	-	-
001-2116-402.11-15	Vacation Pay	4,868	4,727	4,488	4,516	3,488
001-2116-402.11-17	Sick Pay Buy Back	2,337	2,269	2,268	2,208	2,147
001-2116-402.21-01	Group Insurance	24,652	17,793	18,694	17,793	19,842
001-2116-402.21-03	Board Paid Life Ins.	97	91	92	91	71
001-2116-402.22-01	Social Security	4,490	4,360	3,911	3,531	3,759
001-2116-402.22-02	Medicare	1,050	1,020	915	826	879
001-2116-402.22-03	Unemployment Comp	100	100	100	100	100
001-2116-402.23-01	IMRF	2,897	4,346	3,965	5,304	6,922
001-2116-402.24-03	CDL Reimbursements	-	-	30	-	-
	<b>Subtotal</b>	<b>105,707</b>	<b>98,029</b>	<b>97,138</b>	<b>90,531</b>	<b>97,144</b>
<b>Contractual Services</b>						
001-2116-402.36-01	Fleet Maintenance	6,050	8,000	5,950	4,646	6,100
001-2116-402.38-01	MICA	1,747	1,560	1,560	1,290	1,290
001-2116-402.39-01	Communications	594	594	1,558	532	531
001-2116-402.39-04	Travel/Lodging	500	500	-	-	-
001-2116-402.39-08	Contracted Services	138,700	138,700	149,650	137,853	136,141
	<b>Subtotal</b>	<b>147,591</b>	<b>149,354</b>	<b>158,718</b>	<b>144,321</b>	<b>144,062</b>
<b>Commodities</b>						
001-2116-402.45-03	Equipment Consumable	500	475	473	894	-
001-2116-402.46-11	Other	100	100	-	125	-
001-2116-402.47-01	Clothing/Uniforms	346	592	480	-	266
	<b>Subtotal</b>	<b>946</b>	<b>1,167</b>	<b>953</b>	<b>1,019</b>	<b>266</b>
<b>Capitlay Outlay</b>						
001-2116-402.52-06	Vehicles	-	-	-	32,995	-
<b>Miscellaneous</b>						
001-2116-402.61-01	Dues	200	200	125	200	200
	<b>Totals</b>	<b>254,444</b>	<b>248,750</b>	<b>256,934</b>	<b>269,066</b>	<b>241,672</b>

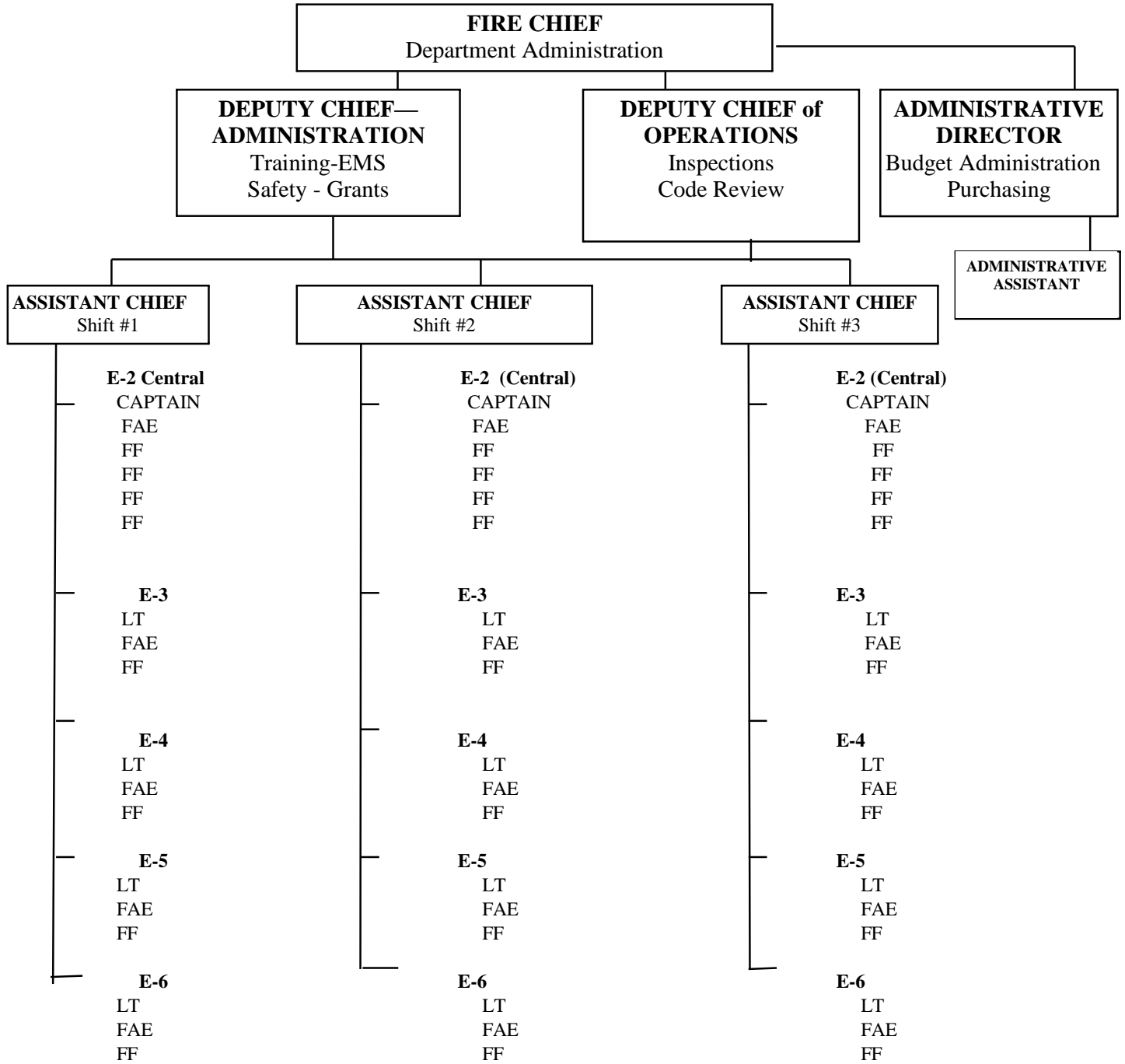


**GENERAL FUND  
PUBLIC SAFETY**

**POLICE DEPARTMENT  
AUXILLARY**

ACCOUNT NUMBER	ACCOUNT DESCRIPTION	2023/2024 PROPOSED BUDGET	2022/2023 REVISED BUDGET	2022/2023 PROJECTED ACTUAL	2021/2022 YTD ACTUAL	2020/2021 YTD ACTUAL
<b>Salaries &amp; Benefits</b>						
001-2117-402.11-01	Regular Salary/Wages	9,000	9,000	4,650	4,850	9,000
001-2117-402.22-01	Social Security	558	558	288	301	558
001-2117-402.22-02	Medicare	130	130	67	70	131
	<b>Subtotal</b>	<b>9,688</b>	<b>9,688</b>	<b>5,005</b>	<b>5,221</b>	<b>9,689</b>
<b>Contractual Services</b>						
Insurance/MICA	001-2117-402-38-01	45	40	40	44	44
	<b>Totals</b>	<b>9,733</b>	<b>9,728</b>	<b>5,045</b>	<b>5,265</b>	<b>9,733</b>

## Quincy Fire Department Organizational Chart



---

---

**PURPOSE**

The Fire Department is budgetarily broken down into six different divisions. They are as follows:

- 2210 Administrative Division – This contains the salaries and expenses associated with the positions of Fire Chief and Deputy Chief of Operations
- 2211 Civilian Division – This contains the salaries and expenses associated with the two civilian positions within the department, the Administrative Director and the Administrative Assistant.
- 2212 Suppression Division – This contains the salaries and expenses associated with the individuals assigned to suppression activities. Additionally, this division houses all of the costs associated with equipment and apparatus needed to conduct suppression activities
- 2213 Fire Prevention Division - This contains the expenses associated with code enforcement activities of the department.
- 2214 Training Division – This contains the salary of the Deputy Chief of Administration as well as expenses associated with training all personnel .
- 2215 Building Maintenance Division – This contains the expenses associated with maintaining all five of the Quincy Fire Department Stations.

**GOALS/OBJECTIVES**

- Maintain a level of service that maximizes every available dollar to ensure the best possible fire protection for the citizens of Quincy.
- Maintain a manning level of 60 sworn officers and 2 support staff positions. This budget includes the overtime dollars necessary to maintain operations. This staffing level will improve health and reduce overtime stress on personnel.
- To replace any additional vacancies that occur as quickly as possible to maintain the level of budgeted positions.
- Continue to explore ways to improve delivery in regards to Insurance Services Offices ratings.
- Continue to maintain and improve the integrity of the QFD buildings

**PAST FISCAL YEAR HIGHLIGHTS**

- Expanded the utilization of Check-it software to track and schedule necessary fleet repairs and maintenance needs.
- Continued to purchase firefighting PPE gear at a level to provide the personnel with two clean useable sets as part of our cancer prevention program.
- Upgraded all apparatus floor lights to LED from fluorescent using a grant program from Ameren Electric.
- Participated in fund raising activities that raised funds to purchase an emergency services training mannequin and forcible entry props for the training facility.

**BUDGET SUMMARY**

The FY24 Fire Budget includes adjustments in salary and benefits due to two anticipated retirements and one unexpected departure. Sick, vacation and compensation time buyouts are increased due to the retirements. The training budget has been increased for the two anticipated promotions to attend officer training school and to train up to ten firefighters to meet our MABAS 44 division requirements. This training is reimbursed to the City Of Quincy but needs to be paid for upfront through the budget. The training budget also includes the cost for 3 new firefighters to attend firefighter academy. This budget includes an increase in clothing costs and a purchase of 14 sets of gear at \$46,200 (3 for new hires and 11 for second sets) to replace aging gear and to allow for a usable second set of gear for cancer prevention measures. The FY24 budget includes \$332,700 for radio upgrades to the P25 digital platform. The budget also funds the pension at the full 100% annual required contribution.

**EXPENSE SUMMARY**

ACCOUNT DESCRIPTION	2023/2024		2022/2023	2022/2023	2021/2022
	PROPOSED BUDGET	% Change	REVISED BUDGET	PROJECTED ACTUAL	YTD ACTUAL
Salaries & Benefits	12,088,576	2.42%	11,803,368	12,416,530	11,372,038
Contractual Services	774,210	9.18%	709,132	675,703	603,546
Commodities	341,911	22.50%	279,116	247,651	181,881
Capital Outlay	444,669	181.48%	157,975	172,849	33,530
Miscellaneous	5,509	11.16%	4,956	4,221	3,037
Debt Service	12,500	0.00%	12,500	12,500	12,500
<b>Totals</b>	<b>13,667,375</b>	<b>5.40%</b>	<b>12,967,047</b>	<b>13,529,454</b>	<b>12,206,532</b>

**Totals by Division**

2210 Administration	342,795	5.44%	325,095	357,233	355,395
2211 Civilian	129,196	0.38%	128,712	126,056	119,662
2212 Firefighters	12,750,975	5.76%	12,056,223	12,662,884	11,521,735
2213 Prevention	10,015	7.86%	9,285	6,501	3,666
2214 Training	251,452	23.85%	203,037	172,918	150,936
2215 Stations	182,942	-25.24%	244,695	203,862	55,138
<b>Totals</b>	<b>13,667,375</b>	<b>5.40%</b>	<b>12,967,047</b>	<b>13,529,454</b>	<b>12,206,532</b>

**STAFFING**

	FY 2024 PROPOSED	FY 2023 Budget	FY 2022 Budget	FY 2021 Budget
Full Time Positions	62	62	60	62

**STAFFING**

Staffing for the proposed budget would be as follows:

- Chief – 1
- Deputy Chief – 2
- Assistant Chief – 3
- Captain – 3
- Lieutenant – 12
- Firefighter – 39
- Admin Director (civilian) – 1
- Admin Assistant (civilian) - 1

**GENERAL FUND  
PUBLIC SAFETY**

**FIRE DEPARTMENT  
ADMINISTRATION**

ACCOUNT NUMBER	ACCOUNT DESCRIPTION	2023/2024 PROPOSED BUDGET	2022/2023 REVISED BUDGET	2022/2023 PROJECTED ACTUAL	2021/2022 YTD ACTUAL	2020/2021 YTD ACTUAL
<b>Salaries &amp; Wages</b>						
001-2210-402.11-01	Regular Salary/Wages	176,778	169,879	173,176	169,138	174,535
001-2210-402.11-03	Sick Pay	-	-	296	769	776
001-2210-402.11-04	Holiday Pay	11,172	10,873	10,055	9,813	11,201
001-2210-402.11-06	Educational Incentive	5,480	-	-	-	-
001-2210-402.11-12	Comp Hours	-	-	-	5,054	-
001-2210-402.11-15	Vacation Pay	20,013	21,181	17,367	21,440	14,421
001-2210-402.11-17	Sick Pay Buy Back	13,178	11,609	13,288	32,318	12,395
001-2210-402.11-18	Vacation Pay Buy Back	-	-	3,907	15,460	-
001-2210-402.21-01	Group Insurance	39,598	33,245	33,751	35,659	45,102
001-2210-402.21-03	Board Paid Life Ins.	194	183	184	186	141
001-2210-402.22-02	Medicare	3,207	3,096	2,958	3,446	2,783
001-2210-402.22-03	Unemployment Comp	200	200	200	200	200
001-2210-402.24-01	Tuition	5,000	4,500	600	-	-
	<b>Subtotal</b>	<b>274,820</b>	<b>254,766</b>	<b>255,782</b>	<b>293,483</b>	<b>261,554</b>
<b>Contractual Services</b>						
001-2210-402.35-02	R&M-Mach & Equip	270	270	2,037	270	243
001-2210-402.36-01	Fleet Maintenance	-	-	-	-	(400)
001-2210-402.36-03	Equipment & Vehicle	1,292	2,130	1,863	854	1,077
001-2210-402.38-01	MICA	2,279	2,035	2,035	2,010	2,010
001-2210-402.39-01	Communications	10,920	17,400	11,567	7,947	9,137
001-2210-402.39-02	Advertising & Publishing	400	400	-	476	265
001-2210-402.39-03	Printing & Binding	-	-	271	294	396
001-2210-402.39-04	Travel/Lodging	7,200	1,250	1,715	901	-
001-2210-402.39-05	Mileage Reimb	150	150	-	-	-
001-2210-402.39-07	Regist, Schools, Mtgs	800	350	3,870	520	150
001-2210-402.39-08	Contracted Services	38,592	25,866	56,321	27,896	68
	<b>Subtotal</b>	<b>61,903</b>	<b>49,851</b>	<b>79,679</b>	<b>41,168</b>	<b>12,946</b>
<b>Commodities</b>						
001-2210-402.41-01	Postage	350	350	236	246	114
001-2210-402.41-02	Office Supplies	3,200	3,200	1,686	1,896	2,953
001-2210-402.46-11	Other	-	14,999	9,555	8,135	8,627
001-2210-402.47-01	Clothing/Uniforms	-	-	-	-	-
	<b>Subtotal</b>	<b>3,550</b>	<b>18,549</b>	<b>11,477</b>	<b>10,277</b>	<b>11,694</b>
<b>Capital Outlay</b>						
001-2210-402.52-04	Office Equipment	-	-	-	-	-
001-2210-402.52-08	Controllable	-	-	8,389	8,774	-
	<b>Subtotal</b>	<b>-</b>	<b>-</b>	<b>8,389</b>	<b>8,774</b>	<b>-</b>
<b>Miscellaneous</b>						
001-2210-402.61-01	Dues	1,772	1,179	1,549	1,521	1,186
001-2210-402.61-04	Other	750	750	357	172	116
	<b>Subtotal</b>	<b>2,522</b>	<b>1,929</b>	<b>1,906</b>	<b>1,693</b>	<b>1,302</b>
	<b>Totals</b>	<b>342,795</b>	<b>325,095</b>	<b>357,233</b>	<b>355,395</b>	<b>287,496</b>

**GENERAL FUND  
PUBLIC SAFETY**

**FIRE DEPARTMENT  
ADMIN-CIVILIAN**

ACCOUNT NUMBER	ACCOUNT DESCRIPTION	2023/2024 PROPOSED BUDGET	2022/2023 REVISED BUDGET	2022/2023 PROJECTED ACTUAL	2021/2022 YTD ACTUAL	2020/2021 YTD ACTUAL
<b>Salaries &amp; Benefits</b>						
001-2211-402.11-01	Regular Salary/Wages	85,764	84,722	82,537	73,999	82,422
001-2211-402.11-02	Overtime	-	-	-	-	1,277
001-2211-402.11-03	Sick Pay	3,684	3,577	5,028	5,287	3,962
001-2211-402.11-04	Holiday Pay	5,524	5,363	4,959	4,679	5,616
001-2211-402.11-15	Vacation Pay	7,613	7,392	6,509	7,398	9,707
001-2211-402.11-17	Sick Pay Buy Back	-	-	-	-	272
001-2211-402.11-18	Vacation Pay Buy Back	-	-	-	-	3,659
001-2211-402.21-01	Group Insurance	12,716	12,056	12,069	12,056	25,611
001-2211-402.21-03	Board Paid Life Ins.	194	183	184	168	136
001-2211-402.22-01	Social Security	6,360	6,175	6,087	5,617	6,528
001-2211-402.22-02	Medicare	1,487	1,444	1,423	1,314	1,527
001-2211-402.22-03	Unemployment Comp	200	200	200	100	200
001-2211-402.23-01	IMRF	4,103	6,155	5,615	7,618	11,249
	<b>Subtotal</b>	<b>127,645</b>	<b>127,267</b>	<b>124,611</b>	<b>118,236</b>	<b>152,166</b>
<b>Contractual Services</b>						
001-2211-402.38-01	Insurance/MICA	1,551	1,385	1,385	1,426	1,426
001-2211-402.39-04	Travel	-	-	-	-	-
001-2211-402.39-07	Regis, Schools Meetings		60	60		
	<b>Subtotal</b>	<b>1,551</b>	<b>1,445</b>	<b>1,445</b>	<b>1,426</b>	<b>1,426</b>
	<b>Totals</b>	<b>129,196</b>	<b>128,712</b>	<b>126,056</b>	<b>119,662</b>	<b>153,592</b>

**GENERAL FUND  
PUBLIC SAFETY**

**FIRE DEPARTMENT  
FIRE FIGHTERS**

ACCOUNT NUMBER	ACCOUNT DESCRIPTION	2023/2024	2022/2023	2022/2023	2021/2022	2020/2021
		PROPOSED BUDGET	REVISED BUDGET	PROJECTED ACTUAL	YTD ACTUAL	YTD ACTUAL
<b>Salaries &amp; Benefits</b>						
001-2212-402.11-01	Regular Salary/Wages	3,578,705	3,460,251	3,294,251	3,258,422	3,285,032
001-2212-402.11-02	Overtime	518,000	500,000	631,704	559,095	415,946
001-2212-402.11-03	Sick Pay	60,000	60,674	45,498	64,220	59,320
001-2212-402.11-04	Holiday Pay	187,403	183,303	180,904	172,800	170,268
001-2212-402.11-06	Educational Incentive	137,848	140,183	129,481	133,135	132,715
001-2212-402.11-07	Call-in	15,000	15,000	10,149	7,230	10,024
001-2212-402.11-08	Acting Officers	20,000	29,176	22,560	23,021	29,570
001-2212-402.11-12	Comp Hours	81,080	78,951	75,202	83,677	70,882
001-2212-402.11-15	Vacation Pay	384,130	363,808	353,623	334,923	348,822
001-2212-402.11-17	Sick Pay Buy Back	198,926	193,931	176,632	160,550	135,299
001-2212-402.11-18	Vacation Pay Buy Back	27,616	17,875	32,359	21,343	8,325
001-2212-402.11-21	Kelly Days	292,459	294,484	263,503	268,277	277,598
001-2212-402.21-01	Group Insurance	952,142	853,797	804,870	812,374	986,794
001-2212-402.21-03	Board Paid Life Ins.	5,529	5,022	4,961	4,932	3,967
001-2212-402.21-08	Group Health-Disability	41,135	49,585	46,395	49,584	66,892
001-2212-402.22-02	Medicare	76,593	74,363	72,114	70,166	68,268
001-2212-402.22-03	Unemployment Comp	5,700	5,700	5,700	5,700	5,700
001-2212-402.23-06	Firefighter's Pension	4,973,845	4,973,845	5,766,569	4,822,000	4,529,836
001-2212-402.24-01	Tuition	9,000	9,000	7,679	1,737	2,733
	<b>Subtotal</b>	<b>11,565,111</b>	<b>11,308,948</b>	<b>11,924,154</b>	<b>10,853,186</b>	<b>10,607,991</b>
<b>Contractual Services</b>						
001-2212-402.31-05	Prof Svcs/Other	-	650	650	-	-
001-2212-402.32-01	Technical /Medical	26,000	26,000	26,000	26,000	-
001-2212-402.34-05	Uniform Cleaning	9,200	7,200	5,683	5,299	6,426
001-2212-402.35-02	R&M-Mach & Equip	30,350	24,413	12,967	20,565	45,015
001-2212-402.35-04	R&M-Vehicles	-	-	150	49	-
001-2212-402.35-05	R&M-Other	600	600	754	136	202
001-2212-402.36-01	Fleet Maintenance	80,000	92,000	98,236	59,714	88,197
001-2212-402.36-05	Vehicle Replacement	7,000	7,000	6,936	6,936	(21,435)
001-2212-402.38-01	MICA	395,394	353,030	353,030	373,048	373,048
001-2212-402.39-01	Communications	1,609	3,332	2,274	1,272	793
001-2212-402.39-07	Regist, School, Meetings	-	-	-	-	-
001-2212-402.39-08	Contracted Services	2,580	2,660	2,974	1,025	2,185
	<b>Subtotal</b>	<b>552,733</b>	<b>516,885</b>	<b>509,654</b>	<b>494,044</b>	<b>494,431</b>
<b>Commodities</b>						
001-2212-402.41-02	Office Supplies	-	-	216	-	-
001-2212-402.43-00	Food	-	500	-	218	-
001-2212-402.45-02	Custodial Supplies	5,084	3,668	5,677	4,982	2,625
001-2212-402.45-03	Equip Consumables	10,000	8,060	5,586	3,610	5,793
001-2212-402.45-04	Equip Replace Parts	2,000	1,000	1,985	804	3,159
001-2212-402.45-05	Small Tools/ Equip	1,000	500	82	434	396
001-2212-402.45-06	Maint Supplies-Vehicle	2,180	1,555	579	693	682
001-2212-402.46-11	Operational Supp- Other	36,323	24,497	17,138	40,445	14,817
001-2212-402.46-12	Gasoline/Diesel	50,000	45,000	45,222	31,846	18,720
001-2212-402.47-01	Clothing/Uniforms	139,309	98,632	91,184	52,992	35,951
001-2212-402.47-02	Safety Equipment	19,008	16,898	13,465	2,025	7,760
001-2212-402.47-03	Training Supplies	-	-	-	-	-
	<b>Subtotal</b>	<b>264,904</b>	<b>200,310</b>	<b>181,134</b>	<b>138,049</b>	<b>89,903</b>

**GENERAL FUND  
PUBLIC SAFETY**

**FIRE DEPARTMENT  
FIRE FIGHTERS**

ACCOUNT NUMBER	ACCOUNT DESCRIPTION	2023/2024 PROPOSED BUDGET	2022/2023 REVISED BUDGET	2022/2023 PROJECTED ACTUAL	2021/2022 YTD ACTUAL	2020/2021 YTD ACTUAL
<b>Capital Outlay</b>						
001-2212-402.52-05	Machinery & Equipment	332,700	-	22,644	22,644	24,657
001-2212-402.52-08	Controllable	23,027	17,580	12,798	1,312	11,791
	<b>Subtotal</b>	<b>355,727</b>	<b>17,580</b>	<b>35,442</b>	<b>23,956</b>	<b>36,448</b>
<b>Debt Service</b>						
001-2212-402.72-00	Loan/Lease Payments	12,500	12,500	12,500	12,500	12,500
	<b>Totals</b>	<b>12,750,975</b>	<b>12,056,223</b>	<b>12,662,884</b>	<b>11,521,735</b>	<b>11,241,273</b>



**GENERAL FUND  
PUBLIC SAFETY**

**FIRE DEPARTMENT  
FIRE PREVENTION**

ACCOUNT NUMBER	ACCOUNT DESCRIPTION	2023/2024 PROPOSED BUDGET	2022/2023 REVISED BUDGET	2022/2023 PROJECTED ACTUAL	2021/2022 YTD ACTUAL	2020/2021 YTD ACTUAL
<b>Contractual Services</b>						
001-2213-402.39-04	Travel	1,200	6,550	2,021	959	740
001-2213-402.39-07	Regist, Schools, Mtgs	1,200	(3,800)	-	-	150
	<b>Subtotal</b>	<b>2,400</b>	<b>2,750</b>	<b>2,021</b>	<b>959</b>	<b>890</b>
<b>Commodities</b>						
001-2213-402.44-00	Books & Periodicals	2,325	2,325	1,444	1,988	1,575
001-2213-402.46-11	Operational Supp/Other	4,500	2,120	2,081	29	-
	<b>Subtotal</b>	<b>6,825</b>	<b>4,445</b>	<b>3,525</b>	<b>2,017</b>	<b>1,575</b>
<b>Capital Outlay</b>						
001-2213-402.52-08	Controllable	-	-	-	-	-
<b>Miscellaneous</b>						
001-2213-402.61-01	Dues	490	1,490	955	690	860
001-2213-402.61-04	Other	300	600	-	-	1,772
	<b>Subtotal</b>	<b>790</b>	<b>2,090</b>	<b>955</b>	<b>690</b>	<b>2,632</b>
	<b>Totals</b>	<b>10,015</b>	<b>9,285</b>	<b>6,501</b>	<b>3,666</b>	<b>5,097</b>

**GENERAL FUND  
PUBLIC SAFETY**

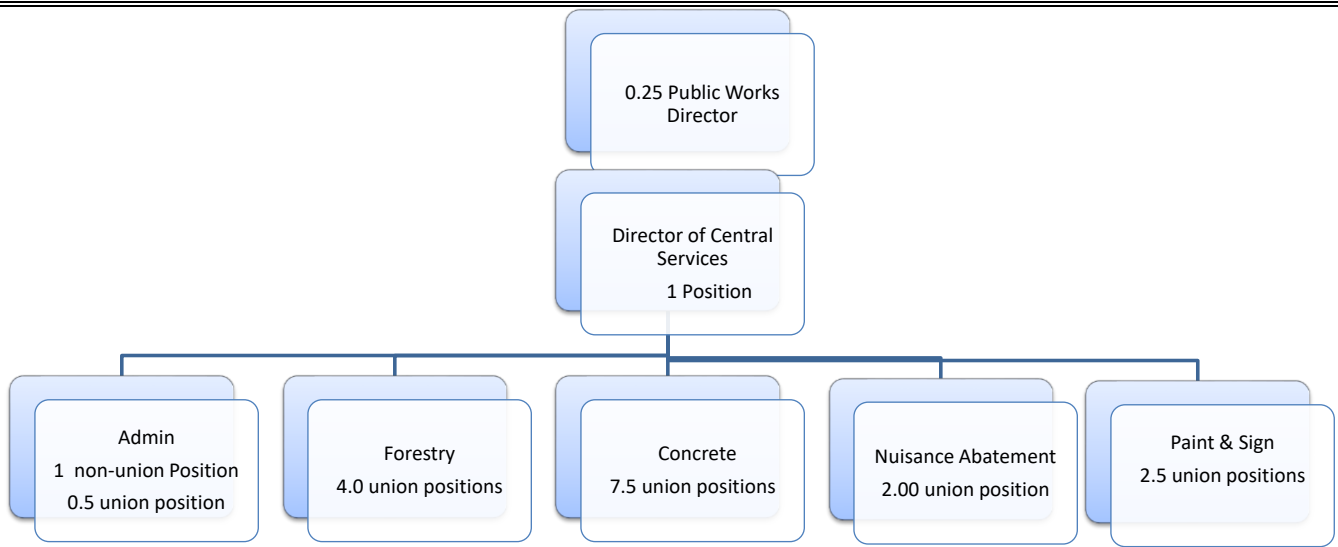
**FIRE DEPARTMENT  
TRAINING**

ACCOUNT NUMBER	ACCOUNT DESCRIPTION	2023/2024 PROPOSED BUDGET	2022/2023 REVISED BUDGET	2022/2023 PROJECTED ACTUAL	2021/2022 YTD ACTUAL	2020/2021 YTD ACTUAL
<b>Salaries &amp; Benefits</b>						
001-2214-402.11-01	Regular Salary/Wages	83,161	80,049	75,161	72,769	73,625
001-2214-402.11-03	Sick Pay	-	-	2,114	595	-
001-2214-402.11-04	Holiday Pay	5,180	5,023	4,543	4,412	4,473
001-2214-402.11-06	Educational Incentive	3,629	-	-	-	-
001-2214-402.11-12	Comp Hours buyback	-	-	-	1,451	195
001-2214-402.11-15	Vacation Pay	8,880	8,207	12,219	10,572	6,782
001-2214-402.11-17	Sick Pay Buy Back	5,550	5,381	4,211	3,682	25,404
001-2214-402.11-18	Vacation Pay Buy Back	-	-	-	-	16,053
001-2214-402.21-01	Group Insurance	12,913	12,105	12,128	12,115	21,207
001-2214-402.21-03	Board Paid Life Ins.	97	91	92	91	65
001-2214-402.22-02	Medicare	1,490	1,431	1,415	1,346	1,703
001-2214-402.22-03	Unemployment Comp	100	100	100	100	100
	<b>Subtotal</b>	<b>121,000</b>	<b>112,387</b>	<b>111,983</b>	<b>107,133</b>	<b>149,607</b>
<b>Contractual Services</b>						
001-2214-402.38-01	Insurance/MICA	1,030	920	920	2,122	2,122
001-2214-402.39-01	Communications	1,391	1,324	829	1,319	1,107
001-2214-402.39-04	Travel/Lodging	36,618	32,943	23,780	13,793	11,194
001-2214-402.39-05	Mileage Reimb	550	550	495	-	321
001-2214-402.39-07	Regist, Schools, Mtgs	64,389	47,914	29,126	25,218	10,324
001-2214-402.39-08	Contracted Services	18,995	-	-	-	45
	<b>Subtotal</b>	<b>122,973</b>	<b>83,651</b>	<b>55,150</b>	<b>42,452</b>	<b>25,113</b>
<b>Commodities</b>						
001-2214-402.44-00	Books & Periodicals	3,090	5,140	4,611	576	187
001-2214-402.45-03	Equipment Consumable	1,500	750	-	121	-
001-2214-402.46-11	Operational Supply/Other	942	422	-	-	342
	<b>Subtotal</b>	<b>5,532</b>	<b>6,312</b>	<b>4,611</b>	<b>697</b>	<b>529</b>
<b>Capital Outlay</b>						
001-2214-402.52-08	Controllable	-	-	-	-	-
<b>Miscellaneous</b>						
001-2214-402.61-01	Dues	1,885	625	654	654	460
001-2214-402.61-04	Other	62	62	520	-	-
	<b>Subtotal</b>	<b>1,947</b>	<b>687</b>	<b>1,174</b>	<b>654</b>	<b>460</b>
	<b>Totals</b>	<b>251,452</b>	<b>203,037</b>	<b>172,918</b>	<b>150,936</b>	<b>175,709</b>

**GENERAL FUND  
PUBLIC SAFETY**

**FIRE DEPARTMENT  
FIRE STATIONS**

ACCOUNT NUMBER	ACCOUNT DESCRIPTION	2023/2024 PROPOSED BUDGET	2022/2023 REVISED BUDGET	2022/2023 PROJECTED ACTUAL	2021/2022 YTD ACTUAL	2020/2021 YTD ACTUAL
<b>Contractual Services</b>						
001-2215-402.31-04	Engineering/Architectural	-	4,000	4,000	-	-
001-2215-402.35-01	R&M-Buildings	32,150	50,050	23,754	23,447	29,812
001-2215-402.35-05	R&M-Other	500	500	-	50	-
	<b>Subtotal</b>	<b>32,650</b>	<b>54,550</b>	<b>27,754</b>	<b>23,497</b>	<b>29,812</b>
<b>Commodities</b>						
001-2215-402.42-01	Natural Gas	13,600	13,600	10,528	9,844	16,508
001-2215-402.42-02	Electricity	34,500	26,500	29,629	19,629	18,439
001-2215-402.45-01	Building Supplies	13,000	9,400	6,747	1,368	1,242
	<b>Subtotal</b>	<b>61,100</b>	<b>49,500</b>	<b>46,904</b>	<b>30,841</b>	<b>36,189</b>
<b>Capital Outlay</b>						
001-2215-402.52-02	Buildings	37,000	106,600	116,790	-	-
001-2215-402.52-03	Improv other than Bldg	33,000	27,500	-	-	-
001-2215-402.52-08	Machinery & Equipment	-	-	7,899	-	-
001-2215-402.52-08	Controllable	18,942	6,295	4,329	800	-
	<b>Subtotal</b>	<b>88,942</b>	<b>140,395</b>	<b>129,018</b>	<b>800</b>	<b>-</b>
<b>Miscellaneous</b>						
001-2215-402.61-04	Other	250	250	186		165
	<b>Totals</b>	<b>182,942</b>	<b>244,695</b>	<b>203,862</b>	<b>55,138</b>	<b>66,166</b>



---

---

**PURPOSE**

The Public Works division of the General Fund is the Department of Central Services which consists of the following divisions: Administration, Forestry, Recycle, Paint/Sign, Nuisance Abatement, Concrete, and Brush/Compost. Administration oversees all the divisions. Forestry addresses tree trimming/removal, preservation of live trees, mosquito spraying, and maintaining the right-of -ways. Paint/Sign is responsible for roadway striping and street signage, Nuisance Abatement addresses blight and ensures beautification of our city, Concrete (also known as Street Maintenance) is responsible for street maintenance including snow removal, sidewalks, curbs/gutters, and pothole repair. Brush/Compost is the contractual curb-side brush collection and compost site functions.

**GOALS/OBJECTIVES**

The goal is to continue to provide the City of Quincy safe drivable streets and sidewalks for citizens and visitors. We also strive to maintain suitable neighborhoods in our town that encourage desirable living throughout. The Yard Waste Contract which went into effect 5/1/19 expires at the end of this fiscal on 4/30/24.

**PAST FISCAL YEAR HIGHLIGHTS**

In FY 2023 the curbside recycle program ended and went to 3 Drop-off Site locations. With that change the concrete department added two full time employees.

The following services were provided to our city residents free of charge:

- Forestry - removed approx 128 trees, 155 stumps, and trimmed 91 trees
- Mosquito Abatement - sprayed approx 69 gallons, covering 621 miles of alley/street
- Paint & Sign - striped 758 blocks of streets, painted 2,989 ft of curb and 135 intersections
- Concrete - installed over 500 yards of concrete and closed over 100 job orders. Also removed and replaced a 4800 sq foot section of the parking lot at Pepsi for a new recycle program.
- Nuisance Abatement - cleaned up 301 nuisance properties by clearing debris/garbage and mowing
- Snow Removal - City crews have spread 193 tons of salt this season
- Provided free curbside brush collection from mid March through mid December.
- Patch Truck installed over 200 ton of cold patch, along with nearly 90 tons of surface and 60 tons of binder material.

**BUDGET SUMMARY**

In FYE 2023 we plan for over \$1.2 million in capital outlay:

- 3110 Admin- construct a new 120'x60' building for vehicle storage \$800,000
- 3112 Forestry- replace 2008 International 7400 Forestry dump truck (#72) \$175,000 (VRF \$70,000)
- 3112 Forestry - purchase a new skid-steer/trailer with two attachments \$112,518
- 3114 Recycle - purchase cameras/equipment for recycle sites \$50,000
- 3152 Concrete - replace 2003 Ford F350 dump truck (#107) \$80,000 (VRF \$20,000)

**EXPENSE SUMMARY**

ACCOUNT DESCRIPTION	2023/2024		2022/2023	2022/2023	2021/2022
	PROPOSED BUDGET	% Change	REVISED BUDGET	PROJECTED ACTUAL	YTD ACTUAL
Salaries & Benefits	1,504,289	8.95%	1,380,678	1,315,649	1,216,460
Contractual Services	1,648,948	20.40%	1,369,548	1,359,629	1,406,398
Commodities	177,550	-0.05%	177,642	138,324	84,208
Capital Outlay	1,222,218	101.08%	607,826	631,606	368,425
Miscellaneous	800	-65.29%	2,305	2,229	250
Debt Service/Transfers	27,000		-	-	-
<b>Totals</b>	<b>4,580,805</b>	<b>29.47%</b>	<b>3,537,999</b>	<b>3,447,437</b>	<b>3,075,741</b>

**Totals by Division**

3110 Admin	1,189,049	210.07%	383,479	348,824	276,567
3112 Forestry	897,092	0.68%	890,998	566,608	753,684
3114 Recycle	300,250	-21.25%	381,250	289,160	-
3116 Paint & Sign	260,717	7.27%	243,053	521,683	508,095
3117 Nuisance Abatement	191,493	8.35%	176,741	194,530	164,837
3152 Concrete	882,599	43.40%	615,478	611,135	539,103
3154 Brush Compost	859,605	1.49%	847,000	915,497	833,455
<b>Totals</b>	<b>4,580,805</b>	<b>29.47%</b>	<b>3,537,999</b>	<b>3,447,437</b>	<b>3,075,741</b>

**STAFFING**

	FY 2024 PROPOSED	FY 2023 Budget	FY 2022 Budget	FY 2021 Budget
Authorized Full Time Positions	19	17	16.5	14.5

The proposed budget includes the following Central Services Department staff:

Position	Full Time Equivalents (FTE)
3110 Administration	
Public Works Director	0.50
Director of Central Services	1.00
Clerical	1.00
Laborer 822	0.50
Each division has union laborer positions:	
3112 Forestry	4.00
3116 Paint & Sign	2.50
3117 Nuisance Abatement	2.00
3152 Concrete	7.50
<b>Total</b>	<b>19.00</b>

FUND 001 CENTRAL GENERAL FUND

ADMINISTRATION  
DETAIL

ACCOUNT NUMBER	ACCT DESCRIPTION	2023/2024 PROPOSED BUDGET	2022/2023 REVISED BUDGET	2022/2023 PROJECTED ACTUAL	2021/2022 YTD ACTUAL	2020/2021 YTD ACTUAL
<b>Salaries &amp; Benefits</b>						
001-3110-403.11-01	Regular Salary/Wages	189,204	203,621	167,352	130,492	124,244
001-3110-403.11-02	Overtime	-	33	18	18	275
001-3110-403.11-03	Sick Pay	-	-	2,010	1,537	1,047
001-3110-403.11-04	Holiday Pay	11,538	5,717	9,830	7,412	7,732
001-3110-403.11-15	Vacation Pay	13,542	6,398	12,694	9,612	9,606
001-3110-403.11-16	Major Medical Pay	-	-	-	-	6,494
001-3110-403.11-17	Sick Pay Buy Back	3,686	9,125	5,603	3,713	2,763
001-3110-403.11-18	Vacation Pay Buy Back	-	3,899	4,645	-	-
001-3110-403.21-01	Group Insurance	43,521	37,227	36,820	32,052	39,663
001-3110-403.21-03	Board Paid Life Ins	291	228	271	228	176
001-3110-403.22-01	Social Security	13,514	10,310	12,505	9,464	9,285
001-3110-403.22-02	Medicare	3,161	6,834	2,925	2,213	2,171
001-3110-403.22-03	Unemployment Comp.	300	300	300	300	300
001-3110-403.23-01	IMRF	8,719	13,850	11,662	13,195	16,388
001-3110-403.23-02	CDL Reimbursements	30	60	30	-	-
	<b>Subtotals</b>	<b>287,506</b>	<b>297,602</b>	<b>266,665</b>	<b>210,236</b>	<b>220,144</b>
<b>Contractual Services</b>						
001-3110-403.31-05	Prof Svcs - Other	2,300	2,300	2,300	2,175	2,175
001-3110-403.34-03	Custodial	600	500	324	320	305
001-3110-403.34-04	Lawn Care	-	-	-	-	-
001-3110-403.35-01	Buildings	17,000	11,500	11,757	11,633	10,813
001-3110-403.35-02	Machinery & Equip	1,500	1,500	1,522	1,173	1,321
001-3110-403.35-05	R&M-Other	100	-	-	10	-
001-3110-403.36-01	Fleet Maintenance	-	-	-	-	-
001-3110-403.36-03	Equipment & Vehicle	1,100	700	396	363	396
001-3110-403.38-01	MICA	3,630	3,240	3,240	5,591	5,591
001-3110-403.39-01	Communications	1,013	1,013	1,154	1,011	1,028
001-3110-403.39-02	Advertising/Publishing	200	-	-	126	-
001-3110-403.39-03	Printing & Binding	100	-	-	-	-
001-3110-403.39-04	Travel	800	600	-	-	-
001-3110-403.39-05	Mileage Reimb	3,600	3,600	4,200	3,600	3,600
001-3110-403.39-07	Regist, Schools, Mtgs	600	154	154	313	-
001-3110-403.39-08	Contracted Services	6,000	6,000	3,740	4,024	5,706
	<b>Subtotals</b>	<b>38,543</b>	<b>31,107</b>	<b>28,787</b>	<b>30,339</b>	<b>30,935</b>
<b>Commodities</b>						
001-3110-403.41-01	Postage	100	100	2	6	22
001-3110-403.41-02	Office Supplies	1,200	800	796	736	801
001-3110-403.42-01	Natural Gas	14,000	8,000	12,154	8,699	12,404
001-3110-403.42-02	Electricity	36,000	30,000	24,757	15,801	13,206
001-3110-403.46-11	Other	2,300	2,200	2,589	1,609	1,004
001-3110-403.47-02	Safety Equipment	8,500	11,000	10,674	8,891	6,369
	<b>Subtotals</b>	<b>62,100</b>	<b>52,100</b>	<b>50,972</b>	<b>35,742</b>	<b>33,806</b>
<b>Capital Outlay</b>						
001-3110-403.52-02	Buildings	800,000	-	-	-	-
001-3110-403.52-08	Controllable	500	500	306	-	-
	<b>Subtotals</b>	<b>800,500</b>	<b>500</b>	<b>306</b>	<b>0</b>	<b>0</b>
<b>Miscellaneous</b>						
001-3110-403.61-01	Dues	300	300	250	250	250
001-3110-403.61-04	Other	100	1,870	1,844	-	-
	<b>Subtotals</b>	<b>400</b>	<b>2,170</b>	<b>2,094</b>	<b>250</b>	<b>250</b>
	<b>Totals</b>	<b>1,189,049</b>	<b>383,479</b>	<b>348,824</b>	<b>276,567</b>	<b>285,135</b>

**GENERAL FUND**

**FORESTRY  
DETAIL**

ACCOUNT NUMBER	ACCOUNT DESCRIPTION	2023/2024	2022/2023	2022/2023	2021/2022	2020/2021
		PROPOSED BUDGET	REVISED BUDGET	PROJECTED ACTUAL	YTD ACTUAL	YTD ACTUAL
<b>Salaries &amp; Benefits</b>						
001-3112-403.11-01	Regular Salary/Wages	182,476	177,251	174,128	161,965	161,477
001-3112-403.11-02	Overtime	15,000	20,304	12,392	13,838	15,990
001-3112-403.11-03	Sick Pay	5,543	5,382	6,127	4,617	4,693
001-3112-403.11-04	Holiday Pay	11,230	10,904	11,649	8,822	10,742
001-3112-403.11-15	Vacation Pay	12,071	11,720	10,612	12,828	13,493
001-3112-403.11-16	Major Medical Pay	-	-	-	-	-
001-3112-403.11-17	Sick Pay Buy Back	2,478	2,406	1,804	1,927	2,430
001-3112-403.11-18	Vac Pay Buy Back	-	-	-	-	-
001-3112-403.12-01	Part-Time salary/wages	-	-	-	-	-
001-3112-403.21-01	Group Insurance	81,364	78,324	71,902	69,021	77,892
001-3112-403.21-03	Board Paid Life Ins	388	365	370	349	277
001-3112-403.22-01	Social Security	14,186	14,218	12,070	11,310	11,937
001-3112-403.22-02	Medicare	3,318	3,325	2,823	2,645	2,792
001-3112-403.22-03	Unemployment Comp.	400	400	400	400	400
001-3112-403.23-01	IMRF	9,152	14,172	12,265	17,074	21,895
001-3112-403.24-03	CDL Reimbursements	60	60	30	-	30
	<b>Subtotal</b>	<b>337,666</b>	<b>338,831</b>	<b>316,572</b>	<b>304,796</b>	<b>324,048</b>
<b>Contractual Services</b>						
001-3112-403.34-04	Lawn Care	25,000	22,325	22,324	18,914	15,441
001-3112-403.35-02	R&M/Machinery & Equip	1,000	1,000	657	77	912
001-3112-403.36-01	Fleet Maintenance	90,000	102,000	83,343	73,482	68,029
001-3112-403.36-03	Rentals/Mach & Equip	10,000	-	-	-	-
001-3112-403.36-05	Vehicle Replacement	62,084	62,084	36,309	32,640	172,440
001-3112-403.38-01	MICA	68,214	60,905	60,905	264,901	264,901
001-3112-403.39-01	Communications	2,067	2,067	1,723	1,726	1,854
001-3112-403.39-02	Advertising/Publishing	193	193	166	159	153
001-3112-403.39-07	Regist, Schools, Mtgs	0	-	-	-	-
001-3112-403.39-08	Contracted Services	500	500	-	54	-
	<b>Subtotal</b>	<b>259,058</b>	<b>251,074</b>	<b>205,427</b>	<b>391,953</b>	<b>523,730</b>
<b>Commodities</b>						
001-3112-403.46-05	Chemicals	5,000	4,675	545	545	4,661
001-3112-403.46-11	Other	4,000	3,750	4,834	3,939	2,318
001-3112-403.47-02	Safety Equipment	650	650	620	307	468
	<b>Subtotal</b>	<b>9,650</b>	<b>9,075</b>	<b>5,999</b>	<b>4,791</b>	<b>7,447</b>
<b>Capital Outlay</b>						
001-3112-403.52-05	Machinery & Equip	-	-	-	-	-
001-3112-403.52-06	Vehicles	287,518	287,518	35,000	50,176	189,659
001-3112-403.52-08	Controllable	3,200	4,500	3,610	1,968	1,725
	<b>Subtotal</b>	<b>290,718</b>	<b>292,018</b>	<b>38,610</b>	<b>52,144</b>	<b>191,384</b>
	<b>Totals</b>	<b>897,092</b>	<b>890,998</b>	<b>566,608</b>	<b>753,684</b>	<b>1,046,609</b>



**GENERAL FUND**

**RECYCLE  
DETAIL**

ACCOUNT NUMBER	ACCOUNT DESCRIPTION	2023/2024 PROPOSED BUDGET	2022/2023 REVISED BUDGET	2022/2023 PROJECTED ACTUAL	2021/2022 YTD ACTUAL	2020/2021 YTD ACTUAL
<b>Contractual Services</b>						
001-3114-403.31-04	Engineering/Architectural	-	3,500	3,500	-	-
001-3114-403.35-05	R&M/Other	-	6,200	-	-	-
001-3114-403.36-02	Rentals/Land & Building	250	250	-	-	-
001-3114-403.36-03	Equipment & Vehicle	-	-	30	-	-
001-3114-403.38-01	MICA	-	-	-	-	-
001-3114-403.39-01	Communications	-	1,000	-	-	-
001-3114-403.39-02	Advertising/Publishing	-	-	-	-	-
001-3114-403.39-03	Printing & Binding	-	-	-	-	-
001-3114-403.39-08	Contractual Services	250,000	15,000	895	-	-
	<b>Subtotal</b>	<b>250,250</b>	<b>25,950</b>	<b>4,425</b>	<b>0</b>	<b>0</b>
<b>Commodities</b>						
001-3114-403.41-01	Postage	-	-	-	-	-
001-3114-403.46-01	Concrete	-	18,000	20	-	-
001-3114-403.46-11	Other	-	26,500	12,814	-	-
	<b>Subtotal</b>	<b>0</b>	<b>44,500</b>	<b>12,834</b>	<b>0</b>	<b>0</b>
<b>Capital Outlay</b>						
001-3114-403.52-05	Machinery & Equipment	50,000	310,800	271,901	-	-
	<b>Subtotal</b>	<b>50,000</b>	<b>310,800</b>	<b>271,901</b>	<b>0</b>	<b>0</b>
	<b>Totals</b>	<b>300,250</b>	<b>381,250</b>	<b>289,160</b>	<b>0</b>	<b>0</b>

**GENERAL FUND**

**PAINT & SIGN SHOP  
DETAIL**

ACCOUNT NUMBER	ACCOUNT DESCRIPTION	2023/2024 PROPOSED BUDGET	2022/2023 REVISED BUDGET	2022/2023 PROJECTED ACTUAL	2021/2022 YTD ACTUAL	2020/2021 YTD ACTUAL
<b>Salaries &amp; Wages</b>						
001-3116-403.11-01	Regular Salary/Wages	113,111	109,969	77,718	80,346	77,603
001-3116-403.11-02	Overtime	7,085	5,285	916	2,342	2,674
001-3116-403.11-03	Sick Pay	4,670	4,534	7,770	5,732	3,221
001-3116-403.11-04	Holiday Pay	5,448	5,290	5,270	4,759	5,171
001-3116-403.11-15	Vacation Pay	7,784	7,557	9,358	8,811	10,108
001-3116-403.11-16	Major Medical Pay	-	-	1,926.00	-	-
001-3116-403.11-17	Sick Pay Buy Back	-	-	-	-	3,264
001-3116-403.11-18	Vacation Pay Buy Back	-	-	-	-	3,642
001-3116-403.21-01	Group Insurance	16,973	28,117	32,465	34,145	34,164
001-3116-403.21-03	Board Paid Life Ins	194	183	185	183	136
001-3116-403.22-01	Social Security	8,562	8,335	5,814	5,681	5,979
001-3116-403.22-02	Medicare	2,002	1,949	1,360	1,329	1,398
001-3116-403.22-03	Unemployment Comp.	200	200	200	200	200
001-3116-403.23-01	IMRF	5,524	8,308	5,837	8,527	11,042
001-3116-403.24-03	CDL Reimbursements	30	30	30	30	-
	<b>Subtotal</b>	<b>171,583</b>	<b>179,757</b>	<b>148,849</b>	<b>152,085</b>	<b>158,602</b>
<b>Contractual Services</b>						
001-3116-403.36-01	Fleet Maintenance	5,000	7,800	6,750	5,159	7,582
001-3116-403.36-05	Vehicle Replacement	17,352	17,352	13,014	-	100,000
001-3116-403.38-01	MICA	4,480	4,000	4,000	2,284	2,284
001-3116-403.39-01	Communications	202	202	191	183	185
	<b>Subtotal</b>	<b>27,034</b>	<b>29,354</b>	<b>23,955</b>	<b>7,626</b>	<b>110,051</b>
<b>Commodities</b>						
001-3116-403.45-01	Building Supplies	-	-	-	-	-
001-3116-403.46-06	Signs & Posts	8,000	6,342	11,149	7,020	4,627
001-3116-403.46-08	Paint	26,000	26,500	20,260	24,474	23,632
001-3116-403.46-11	Other	1,100	1,100	1,189	609	271
	<b>Subtotal</b>	<b>35,100</b>	<b>33,942</b>	<b>32,598</b>	<b>32,103</b>	<b>28,530</b>
<b>Capital Outlay</b>						
001-3116-403.52-05	Machinery & Equipment	-	-	316,281	316,281	-
<b>Miscellaneous</b>						
001-3116-491.62-17	Transfer to Sewer	27,000	-	-	-	-
	<b>Totals</b>	<b>260,717</b>	<b>243,053</b>	<b>521,683</b>	<b>508,095</b>	<b>297,183</b>

**GENERAL FUND**

**NUISANCE ABATEMENT  
DETAIL**

ACCOUNT NUMBER	ACCOUNT DESCRIPTION	2023/2024 PROPOSED BUDGET	2022/2023 REVISED BUDGET	2022/2023 PROJECTED ACTUAL	2021/2022 YTD ACTUAL	2020/2021 YTD ACTUAL
<b>Salaries &amp; Wages</b>						
001-3117-403.11-01	Regular Salary/Wages	88,133	84,398	91,205	78,791	51,855
001-3117-403.11-02	Overtime	2,500	2,500	3,513	6,770	3,792
001-3117-403.11-03	Sick Pay	2,289	2,222	2,920	4,381	2,314
001-3117-403.11-04	Holiday Pay	5,341	5,186	4,986	4,487	3,872
001-3117-403.11-15	Vacation Pay	7,630	7,408	6,948	7,126	3,821
001-3117-403.11-16	Major Medical Pay	-	-	6,022	2,343	-
001-3117-403.11-17	Sick Pay Buy Back	2,289	2,222	1,273	360	-
001-3117-403.21-01	Group Insurance	49,760	44,179	47,950	43,657	22,894
001-3117-403.21-03	Board Paid Life Ins	194	183	208	181	89
001-3117-403.22-01	Social Security	6,707	6,524	6,002	5,310	3,473
001-3117-403.22-02	Medicare	1,569	1,526	1,404	1,242	812
001-3117-403.22-03	Unemployment Comp.	200	200	200	200	100
001-3117-403.23-01	IMRF	4,327	6,503	6,399	8,728	6,735
001-3117-403.24-03	CDL Reimbursements	30	30	30	60	-
	<b>Subtotal</b>	<b>170,969</b>	<b>163,081</b>	<b>179,060</b>	<b>163,636</b>	<b>99,757</b>
<b>Contractual Services</b>						
001-3117-403.36-01	Fleet Maintenance	6,000	2,000	4,570	-	-
001-3117-403.36-05	Vehicle Replacement	10,000	7,700	7,533	-	-
001-3117-403.38-01	MICA	1,574	1405	1405	-	-
001-3117-403.39-01	Communications	1,000	532	695	532	530
001-3117-403.39-08	Contractual Services	50	50.00	54	42	-
	<b>Subtotal</b>	<b>18,624</b>	<b>11,687</b>	<b>14,257</b>	<b>574</b>	<b>530</b>
<b>Commodities</b>						
001-3117-403.46-11	Other	1,800	1,873	1,213	627	512
001-3117-403.47-01	Clothing/Uniforms	-	-	-	-	-
001-3117-403.47-02	Safety Equipment	100	100	-	-	-
	<b>Subtotal</b>	<b>1,900</b>	<b>1,973</b>	<b>1,213</b>	<b>627</b>	<b>512</b>
<b>Miscellaneous</b>						
001-3117-403.61.08	Bad Debt Expense	0	0	0		7446
	<b>Subtotal</b>	<b>0</b>	<b>0</b>	<b>0</b>	<b>0</b>	<b>7,446</b>
	<b>Totals</b>	<b>191,493</b>	<b>176,741</b>	<b>194,530</b>	<b>164,837</b>	<b>108,245</b>

**GENERAL FUND**

**CONCRETE (STREET MAINTENANCE)  
DETAIL**

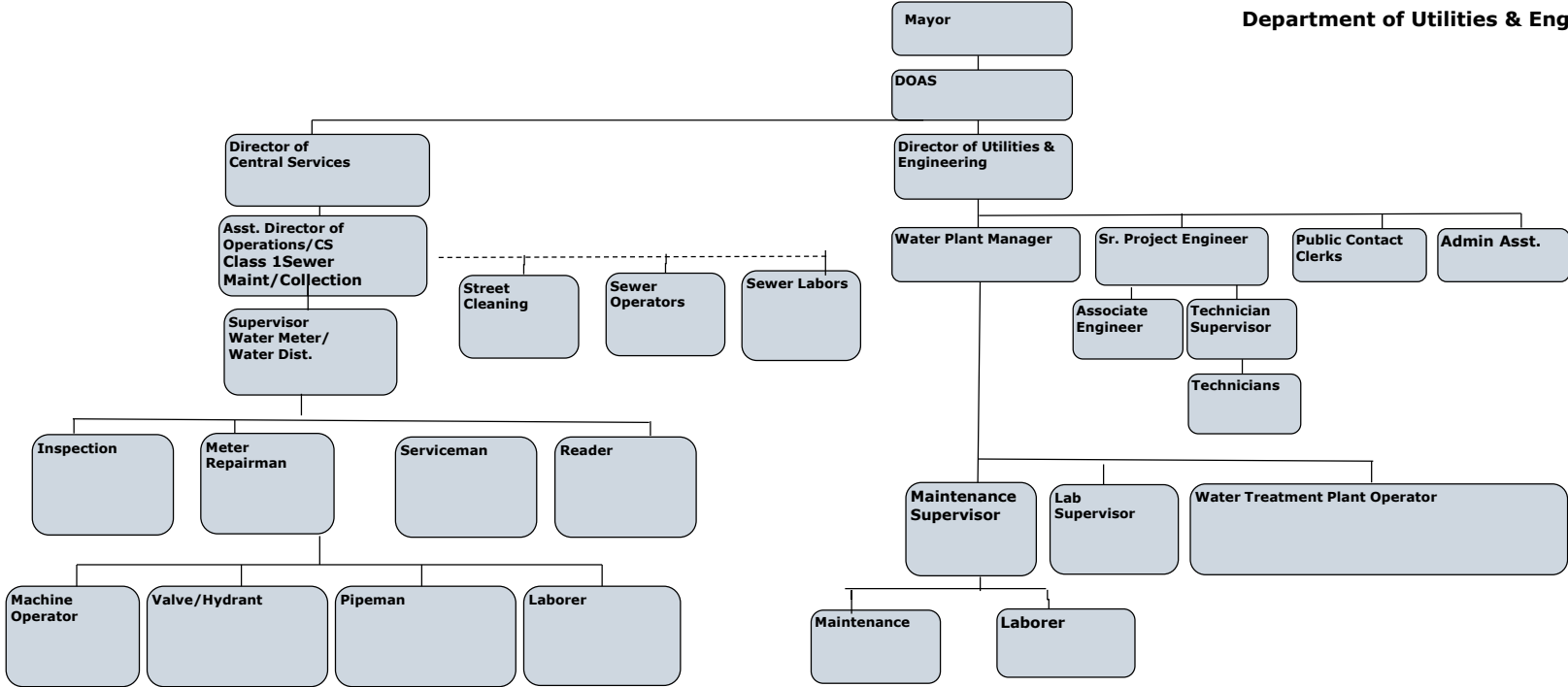
ACCOUNT NUMBER	ACCOUNT DESCRIPTION	2023/2024 PROPOSED BUDGET	2022/2023 REVISED BUDGET	2022/2023 PROJECTED ACTUAL	2021/2022 YTD ACTUAL	2020/2021 YTD ACTUAL
<b>Salaries &amp; Benefits</b>						
001-3152-403.11-01	Regular Salary/Wages	323,858	228,791	240,019	208,298	103,520
001-3152-403.11-02	Overtime	12,489	12,489	5,088	10,666	3,516
001-3152-403.11-03	Sick Pay	13,323	9,535	9,884	9,104	5,722
001-3152-403.11-04	Holiday Pay	21,579	15,661	15,664	13,219	7,460
001-3152-403.11-15	Vacation Pay	19,267	15,854	15,571	13,193	11,912
001-3152-403.11-16	Major Medical Pay	-	-	-	-	13,333
001-3152-403.11-17	Sick Pay Buy Back	2,289	2,222	1,296	-	4,430
001-3152-403.11-18	Vac Pay Buy Back	-	-	-	-	4,598
001-3152-403.12-01	Reg Salary/Temp Emp	-	-	-	19,880	-
001-3152-403.21-01	Group Insurance	96,510	76,340	78,395	69,304	56,211
001-3152-403.21-03	Board Paid Life Ins	728	502	534	470	212
001-3152-403.22-01	Social Security	24,354	17,642	17,036	16,380	9,449
001-3152-403.22-02	Medicare	5,696	4,126	3,984	3,831	2,210
001-3152-403.22-03	Unemployment Comp	700	600	600	500	500
001-3152-403.23-01	IMRF	15,712	17,585	16,372	20,862	16,172
001-3152-403.24-03	CDL Reimbursements	60	60	60	-	-
	<b>Subtotal</b>	<b>536,565</b>	<b>401,407</b>	<b>404,503</b>	<b>385,707</b>	<b>239,245</b>
<b>Contractual Services</b>						
001-3152-403.36-01	Fleet Maintenance	100,000	86,000	84,617	66,223	50,730
001-3152-403.36-03	Equipment & Vehicle	-	2,468	1,968	2,101	-
001-3152-403.36-05	Vehicle Replacement	58,488	51,413	47,261	30,576	30,600
001-3152-403.38-01	MICA	35,946	32,095	32,095	42,267	42,267
001-3152-403.39-01	Communications	1,400	1,400	1,340	1,284	1,298
001-3152-403.39-02	Contracted Services	-	-	-	-	75
	<b>Subtotal</b>	<b>195,834</b>	<b>173,376</b>	<b>167,281</b>	<b>142,451</b>	<b>124,970</b>
<b>Commodities</b>						
001-3152-403.45-05	Small Tools/ Equip	1,400	1,400	1,128	433	91
001-3152-403.46-01	Concrete	200	100	-	-	1,816
001-3152-403.46-02	Asphalt	22,000	6,700	8,815	2,352	-
001-3152-403.46-04	Salt & Cinders	40,000	22,792	17,530	80	314
001-3152-403.46-11	Other	5,000	5,000	7,175	7,881	750
001-3152-403.47-01	Clothing/Uniforms	-	-	-	-	-
001-3152-403.47-02	Safety Equipment	200	60	60	199	117
	<b>Subtotal</b>	<b>68,800</b>	<b>36,052</b>	<b>34,708</b>	<b>10,945</b>	<b>3,088</b>
<b>Capital Outlay</b>						
001-3152-403.52-05	Machinery & Equip	80,000	4,508	4,508	-	-
001-3152-403.52-06	Vehicles	-	-	-	-	-
001-3152-403.52-08	Controllable	1,000	-	-	-	935
001-3152-403.53-09	Other	-	0	-	-	-
	<b>Subtotal</b>	<b>81,000</b>	<b>4,508</b>	<b>4,508</b>	<b>-</b>	<b>935</b>
<b>Miscellaneous</b>						
001-3152-403.61-04	Other	400	135	135	-	-
	<b>Totals</b>	<b>882,599</b>	<b>615,478</b>	<b>611,135</b>	<b>539,103</b>	<b>368,238</b>

**GENERAL FUND**

**BRUSH/COMPOST  
DETAIL**

ACCOUNT NUMBER	ACCOUNT DESCRIPTION	2023/2024 PROPOSED BUDGET	2022/2023 REVISED BUDGET	2022/2023 PROJECTED ACTUAL	2021/2022 YTD ACTUAL	2020/2021 YTD ACTUAL
<b>Contractual Services</b>						
001-3154-403.39-08	Contracted Services	859,605	847,000	915,497	833,455	821,138
	<b>Totals</b>	<b>859,605</b>	<b>847,000</b>	<b>915,497</b>	<b>833,455</b>	<b>821,138</b>

**Department of Utilities & Engineering**



\*\* Note: Left side of chart represents positions paid by the Utilities Department, but under the direction of the Director of Central Services

---

---

**PURPOSE**

The Engineering Department is responsible for the administration of public improvements within the City of Quincy. The Department duties include planning, estimating project costs, and designing & supervising construction of public infrastructure, such as water mains, sewer mains, streets, alleys and traffic control devices: review and evaluate proposed subdivisions and site plans for private construction; maintain traffic control devices within the City; maintain three (3) City-owned landfills; maintain City-owned parking lots; maintain the Amtrak station; and issue permits for excavations and improvements on City right-of-way. In 2022, The Engineering Department took over the maintenance of the city's GIS data.

**GOALS/OBJECTIVES**

The Engineering Department has set the following goals for the upcoming fiscal year:

- Continue to design the majority of the roadway projects and other various infrastructure improvement projects in the City.
- Complete design & construction of a new leachate pump station and force main to transport leachate from Landfill #2/3 to the City's sewage collection system to reduce operating costs.
- Improve site drainage and dewatering at Landfill #4
- Add water main data to the City's GIS system.

**PAST FISCAL YEAR HIGHLIGHTS**

- Planned and managed the design and construction of approximately \$13 million in improvements to streets & buried city utilities
- Performed final design of roughly \$8 million in various infrastructure projects, saving the City approximately \$1 million compared to hiring a consulting engineering firm to complete the work
- Oversaw the \$4.4 million project to repair and elevate the City's municipal barge dock.
- Mapped all the lead water service lines in the city and created a dashboard and map available to the public on the City's website.

**BUDGET SUMMARY**

The proposed budget is up from FY23, due to the following items:

- \$150k budget for Engineering/Architectural Services. The last few years, a majority of design services were paid from the Capital budget. This moves this work to the Engineering budget so it can be tracked better. Anticipated services include the structural design of the repairs to the N 18th Streete bridge, and numerous surveys to be used by the Engineering Department.
- \$12k budget in machinery & equipment for GIS and other software that had been covered by the IT Department.
- Carryover of vehicle replacement from last year since the 2 vehicles ordered have not been delivered.
- Expected increase of \$21k for the new leachate hauling contract for Landfill #4.
- \$100K for dewatering improvements at Landfill #4
- Installing a condensation tank and pump on the existing gas header, and bringing in soil and grading to remove low spots that are collecting water all at Landfill #4.

**EXPENSE SUMMARY**

ACCOUNT DESCRIPTION	2023/2024	% Change	2022/2023	2022/2023	2021/2022
	PROPOSED BUDGET		REVISED BUDGET	PROJECTED ACTUAL	YTD ACTUAL
Salaries & Benefits	584,600	2.29%	571,528	537,605	500,853
Contractual Services	440,113	67.66%	262,505	211,907	190,311
Commodities	388,500	2.50%	379,035	340,184	292,230
Capital Outlay	164,090	103.88%	80,483	75,870	-
Miscellaneous	4,300	0.58%	4,275	3,269	3,011
Debt Services	9,000	11.11%	8,100	8,100	8,100
<b>Totals</b>	<b>1,590,603</b>	<b>21.80%</b>	<b>1,305,926</b>	<b>1,176,935</b>	<b>994,505</b>

Totals by Division

3712 Engineering	920,080	20.43%	764,003	711,538	595,473
3714 Amtrak	24,692	2.35%	24,125	16,371	22,776
3716 Landfill	272,331	76.50%	154,298	118,210	95,177
3717 Parking Lot Maint	14,000	16.67%	12,000	11,318	9,237
3718 Street Lights	359,500	2.28%	351,500	319,498	271,842
<b>Totals</b>	<b>1,590,603</b>	<b>21.80%</b>	<b>1,305,926</b>	<b>1,176,935</b>	<b>994,505</b>

**STAFFING**

	FY 2024 PROPOSED	FY 2023 Budget	FY 2022 Budget	FY 2021 Budget
Full Time Positions	6.25	6.25	6.13	5.25

The proposed budget includes the following Engineering Department staff:

<b>Position</b>	<b>Full Time Equivalents (FTE)</b>
Engineering Manager	1.00
Engineering Technicians	2.00
Enviromental Coordinator	1.00
Traffic Signal Coordinator	1.00
Staff Engineer 1	1.00
Administrative Assistant	.25
<b>Total</b>	<b>6.25</b>



**GENERAL FUND  
ENGINEERING**

**ENGINEERING  
Detail**

ACCOUNT NUMBER	ACCOUNT DESCRIPTION	2023/2024	2022/2023	2022/2023	2021/2022	2020/2021
		PROPOSED BUDGET	REVISED BUDGET	PROJECTED ACTUAL	YTD ACTUAL	YTD ACTUAL
<b>Salaries &amp; Benefits</b>						
001-3712-404.11-01	Regular Salary/Wages	366,863	342,625	333,994	292,207	294,097
001-3712-404.11-02	Overtime	-	5,219	6,640	6,721	17,235
001-3712-404.11-03	Sick Pay	5,076	6,140	8,676	7,175	4,714
001-3712-404.11-04	Holiday Pay	22,404	21,258	19,762	17,220	18,458
001-3712-404.11-15	Vacation Pay	21,734	20,940	19,336	23,130	17,619
001-3712-404.11-16	Major Medical Pay	-	-	610	-	5,678
001-3712-404.11-17	Sick Pay Buy Back	5,008	5,497	4,666	4,482	2,583
001-3712-404.12-01	Regular Salary/Wages	-	-	-	-	-
001-3712-404.21-01	Group Insurance	112,587	112,770	92,433	94,993	116,907
001-3712-404.21-03	Board Paid Life Ins.	600	559	545	472	371
001-3712-404.22-01	Social Security	26,342	24,877	22,542	19,497	20,018
001-3712-404.22-02	Medicare	6,161	5,928	5,272	4,560	4,682
001-3712-404.22-03	Unemployment Comp	800	800	800	800	800
001-3712-404.23-01	IMRF	16,995	24,885	22,269	29,566	37,933
001-3712-404.24-03	CDL Reimbursements	30	30	60	30	-
	<b>Subtotal</b>	<b>584,600</b>	<b>571,528</b>	<b>537,605</b>	<b>500,853</b>	<b>541,095</b>
<b>Contractual Services</b>						
001-3712-404.31-04	Prof Svcs-Eng/Architect	150,000	15,000	11,600	2,445	9,321
001-3712-404.35-02	R&M-Mach & Equip	12,000	9,000	5,860	60	2,024
001-3712-404.35-05	Repair & Maint - Other	500	500	-	2,610	1,365
001-3712-404.35-06	R&M- Infrastructure	-	-	-	950	-
001-3712-404.36-01	Fleet Maintenance	6,500	6,500	3,890	3,928	5,909
001-3712-404.36-03	Equipment	2,800	2,500	2,640	1,577	2,253
001-3712-404.38-01	MICA	85,540	76,375	76,375	75,237	75,237
001-3712-404.39-01	Communications	3,300	4,600	4,471	3,266	3,014
001-3712-404.39-02	Advertising/Publishing	2,000	2,000	2,247	1,877	1,952
001-3712-404.39-03	Printing & Binding	-	-	70	-	-
001-3712-404.39-04	Travel	1,000	1,000	109	-	-
001-3712-404.39-05	Mileage Reimb	500	500	213	-	-
001-3712-404.39-07	Regist, Schools, Mtgs	1,500	2,000	430	-	385
	<b>Subtotal</b>	<b>265,640</b>	<b>119,975</b>	<b>107,905</b>	<b>91,950</b>	<b>101,460</b>
<b>Commodities</b>						
001-3712-404.41-01	Postage	750	750	613	469	428
001-3712-404.41-02	Office Supplies	2,000	1,500	1,712	1,245	1,569
001-3712-404.44-00	Books & Periodicals	-	-	-	-	-
001-3712-404.45-03	Equip Consumable	100	100	325	42	257
001-3712-404.45-04	Equip Replace Parts	100	350	-	-	14
001-3712-404.45-05	Small Tools/ Equip	1,000	1,500	166	568	-
001-3712-404.46-08	Paint	500	500	-	-	451
001-3712-404.46-11	Operational Supplies	100	100	117	-	-
001-3712-404.47-01	Clothing/Uniforms	200	100	187	67	56
001-3712-404.47-02	Safety Equipment	500	100	14	22	-
	<b>Subtotal</b>	<b>5,250</b>	<b>5,000</b>	<b>3,134</b>	<b>2,413</b>	<b>2,775</b>
<b>Capital Outlay</b>						
001-3712-404.52-06	Vehicles	62,090	65,000	62,090	-	-
001-3712-404.52-08	Controllable	1,000	1,000	300	-	-
	<b>Subtotal</b>	<b>63,090</b>	<b>66,000</b>	<b>62,390</b>	<b>-</b>	<b>-</b>
<b>Miscellaneous</b>						
001-3712-404.61-01	Dues	500	500	160	227	180
001-3712-404.61-04	Other	1,000	1,000	344	30	1,260
	<b>Totals</b>	<b>920,080</b>	<b>764,003</b>	<b>711,538</b>	<b>595,473</b>	<b>646,770</b>

**GENERAL FUND  
ENGINEERING**

**AMTRAK STATIONS**

ACCOUNT NUMBER	ACCOUNT DESCRIPTION	2023/2024 PROPOSED BUDGET	2022/2023 REVISED BUDGET	2022/2023 PROJECTED ACTUAL	2021/2022 YTD ACTUAL	2020/2021 YTD ACTUAL
<b>Contractual Services</b>						
001-3714-403.33-01	Water/Sewerage	300	300	142	243	87
001-3714-403.34-04	Lawn Care	3,700	3,500	3,450	3,241	1,920
001-3714-403.35-01	R&M-Buildings	6,500	6,500	125	-	826
001-3714-403.35-02	Machinery & Equipment	-	-	-	7,359	-
001-3714-403.35-05	R&M-Other	200	300	-	446	-
001-3714-403.38-01	Insurance/MICA	1,092	975	975	705	705
	<b>Subtotal</b>	<b>11,792</b>	<b>11,575</b>	<b>4,692</b>	<b>11,994</b>	<b>3,538</b>
<b>Commodities</b>						
001-3714-403.42-02	Electricity	3,600	4,000	3,579	2,644	2,297
001-3714-403.45-01	Building Supplies	100	250	-	38	-
001-3714-403.45-02	Custodial Supplies	100	100	-	-	-
001-3714-403.45-03	Equipment Consumable	100	100	-	-	-
001-3714-403.46-11	Other	-	-	-	-	-
	<b>Subtotal</b>	<b>3,900</b>	<b>4,450</b>	<b>3,579</b>	<b>2,682</b>	<b>2,297</b>
<b>Miscellaneous</b>						
001-3714-403.61-04	Miscellaneous Other	-	-	-	-	-
<b>Debt Service</b>						
001-3714-409.72-00	Loan/Lease Payments	9,000	8,100	8,100	8,100	8,100
	<b>Totals</b>	<b>24,692</b>	<b>24,125</b>	<b>16,371</b>	<b>22,776</b>	<b>13,935</b>

**GENERAL FUND  
ENGINEERING**

**LANDFILL**

ACCOUNT NUMBER	ACCOUNT DESCRIPTION	2023/2024	2022/2023	2022/2023	2021/2022	2020/2021
		PROPOSED BUDGET	REVISED BUDGET	PROJECTED ACTUAL	YTD ACTUAL	YTD ACTUAL
<b>Contractual Services</b>						
001-3716-405.31-02	Contracted Legal	-	-	-	-	-
001-3716-405.31-04	Engineer/Architectural	10,000	2,500	4,720	3,340	-
001-3716-405.31-05	Prof Services - Other	42,500	42,500	32,161	27,385	28,348
001-3716-405.33-01	Utilities-Water/Sewer	400	400	288	253	302
001-3716-405.35-01	R&M - Building	250	250	-	-	-
001-3716-405.35-02	R&M - Mach & Equip	5,000	6,500	2,239	-	5,289
001-3716-405.36-01	Fleet Maintenance	1,500	1,800	1,314	1,022	730
001-3716-405.36-03	Equipment & Vehicle Rent	500	500	-	73	67
001-3716-405.36-05	Vehicle Replacement	4,800	4,800	4,800	4,800	-
001-3716-405.38-01	MICA	3,181	2,840	2,840	3,109	3,109
001-3716-405.39-01	Communications	800	850	535	685	677
001-3716-405.39-02	Advertising/Publishing	500	400	247	-	-
001-3716-405.39-04	Travel	-	100	-	-	-
001-3716-405.39-07	Regist, Schools, Mtgs	500	100	288	78	70
001-3716-405.39-08	Contracted Services	80,000	54,300	39,423	42,399	55,148
	<b>Subtotal</b>	<b>149,931</b>	<b>117,840</b>	<b>88,855</b>	<b>83,144</b>	<b>93,740</b>
<b>Commodities</b>						
001-3716-405.41-01	Postage	200	200	38	-	210
001-3716-405.42-01	Natural Gas	2,600	2,500	2,171	1,600	2,557
001-3716-405.42-02	Electricity	7,600	6,700	6,862	5,448	5,490
001-3716-405.42-03	Bottled Gas	500	200	458	203	76
001-3716-405.45-01	Building Supplies	300	100	344	-	8
001-3716-405.45-02	Custodial Supplies	100	1,000	29	-	42
001-3716-405.45-03	Equip Consumable	300	500	-	9	86
001-3716-405.45-04	Equip Replace Parts	1,000	2,000	522	58	554
001-3716-405.45-05	Small Tools/ Equip	1,000	1,000	8	250	464
001-3716-405.46-11	Other	5,000	5,000	2,678	1,711	800
	<b>Subtotal</b>	<b>18,600</b>	<b>19,200</b>	<b>13,110</b>	<b>9,279</b>	<b>10,287</b>
<b>Capital</b>						
001-3716-405.52-03	Improv Other Than Build	100,000	-	-	-	-
001-3716-405.52-05	Machinery	-	-	13,060	-	-
001-3716-405.52-08	Controllable	1,000	14,483	420	-	490
	<b>Subtotal</b>	<b>101,000</b>	<b>14,483</b>	<b>13,480</b>	<b>-</b>	<b>490</b>
<b>Miscellaneous</b>						
001-3716-405.61-02	Taxes	150	125	115	104	93
001-3716-405.61-04	Other	2,650	2,650	2,650	2,650	2,650
	<b>Totals</b>	<b>272,331</b>	<b>154,298</b>	<b>118,210</b>	<b>95,177</b>	<b>107,260</b>

**GENERAL FUND  
ENGINEERING**

**PARKING LOT MAINTENANCE**

ACCOUNT NUMBER	ACCOUNT DESCRIPTION	2023/2024 PROPOSED BUDGET	2022/2023 REVISED BUDGET	2022/2023 PROJECTED ACTUAL	2021/2022 YTD ACTUAL	2020/2021 YTD ACTUAL
<b>Contractual Services</b>						
001-3717-403.33-01	Water/Sewerage	500	500	301	286	483
001-3717-403.35-06	R&M-Infrastructure	250	250	-	-	-
	<b>Subtotal</b>	<b>750</b>	<b>750</b>	<b>301</b>	<b>286</b>	<b>483</b>
<b>Commodities</b>						
001-3717-403.42-02	Electricity	13,000	11,000	11,017	8,951	9,102
001-3717-403.45-03	Equip Consumable	250	250	-	-	2
	<b>Subtotal</b>	<b>13,250</b>	<b>11,250</b>	<b>11,017</b>	<b>8,951</b>	<b>9,104</b>
	<b>Totals</b>	<b>14,000</b>	<b>12,000</b>	<b>11,318</b>	<b>9,237</b>	<b>9,587</b>

**GENERAL FUND  
ENGINEERING**

**STREET LIGHTS**

ACCOUNT NUMBER	ACCOUNT DESCRIPTION	2023/2024 PROPOSED BUDGET	2022/2023 REVISED BUDGET	2022/2023 PROJECTED ACTUAL	2021/2022 YTD ACTUAL	2020/2021 YTD ACTUAL
<b>Contractual Services</b>						
001-3718-403.35-06	R&M-Infrastructure	12,000	12,365	10,154	2,937	3,374
<b>Commodities</b>						
001-3718-403.42-02	Electricity	340,000	331,635	303,333	257,072	263,000
001-3718-403.46-11	Other	7,500	7,500	6,011	11,833	2,304
	<b>Subtotal</b>	<b>347,500</b>	<b>339,135</b>	<b>309,344</b>	<b>268,905</b>	<b>265,304</b>
<b>Miscellaneous</b>						
001-3718-403.61-04	Other	-	-	-	-	-
	<b>Totals</b>	<b>359,500</b>	<b>351,500</b>	<b>319,498</b>	<b>271,842</b>	<b>268,678</b>

**CASH RESERVE FUND**

**SUMMARY**

The Cash Reserve Fund was created in FY 2002 as a "rainy day" fund. The intended purpose of having the reserve is to cover unforeseen expenses or to replace unexpected revenue shortfall. The City Council adopted a Cash Reserve Policy which maintains the Cash Reserve Balance as 10% of the budgeted expenditures of the General Fund.

ACCOUNT NUMBER	ACCOUNT DESCRIPTION	2023/2024 PROPOSED BUDGET	2022/2023 REVISED BUDGET	2022/2023 PROJECTED ACTUAL	2021/2022 YTD ACTUAL	2020/2021 YTD ACTUAL
<b>Revenue</b>						
011-0000-331.01-01	Interest Income	20,000	20,000	15,394	21,747	71,407
011-0000-391.01-00	Transfers from Bank 01	500,000	125,000	341,000	216,000	150,000
	<b>Totals</b>	<b>520,000</b>	<b>145,000</b>	<b>356,394</b>	<b>237,747</b>	<b>221,407</b>
<b>Expenses</b>						
<b>Inter-Fund Transfers</b>						
011-1301-491.62-00	Non-Departmentl Trnsfr	-	-	-	-	-
011-1301-491.62-01	General Fund	-	-	-	-	-
011-1301-491.62-19	Hydro Bond pymt fd 413	-	-	-	-	-
011-1801-491-62-31	Central Garage Fund	-	-	-	-	-
011-1801-491-62-32	Central Services Fund	-	-	-	-	-
	<b>Totals</b>	<b>-</b>	<b>-</b>	<b>-</b>	<b>-</b>	<b>-</b>

This Page has been left blank intentionally

**CITY OF QUINCY**  
**SPECIAL REVENUE FUNDS**

**Revenue/Expenditures & Change in Fund Balance**  
**Summary**

	Planning & Devlpmnt 201	9-1-1 202	Housing Resource 203	9-1-1 Surcharge 204	Franchise Fee "Green" 205	Motor Fuel Tax 210	Traffic Signal 211
<b>Beg Balance, May 1</b>	100	100	1,050,000	2,300,000	120,000	4,000,000	45,000
<b>REVENUES</b>							
Taxes	-	-	-	900,000	500,220	1,600,000	-
Licenses & Permits	-	-	-	-	-	-	-
Charges for Services	266,300	-	4,200	-	-	-	-
Rent & Other Income	500	-	-	-	-	-	25,000
Interest Income	-	-	7,000	10,800	2,500	40,000	300
Debt Proceeds	-	-	-	-	-	-	-
Grants	-	486,140	-	-	-	-	15,000
Transfers In	929,713	729,210	-	-	-	-	-
Inter-Gov. Revenues	-	-	-	-	-	-	-
<b>TOTAL REVENUE</b>	<b>1,196,513</b>	<b>1,215,350</b>	<b>11,200</b>	<b>910,800</b>	<b>502,720</b>	<b>1,640,000</b>	<b>40,300</b>
Total Funds Available	1,196,613	1,215,450	1,061,200	3,210,800	622,720	5,640,000	85,300
<b>EXPENDITURES</b>							
Salaries & Benefits	746,688	1,189,567	-	387,353	-	-	-
Contracted Services	385,501	23,782	4,300	344,270	-	353,300	41,140
Commodities	8,625	2,000	-	38,700	-	410,700	22,200
Capital Outlay	2,000	-	-	2,130,777	-	4,601,942	-
Miscellaneous	53,699	-	598,906	400	-	-	200
Debt Service	-	-	-	-	-	-	-
Transfers	-	-	-	-	500,220	-	-
<b>TOTAL EXPENDITURES</b>	<b>1,196,513</b>	<b>1,215,349</b>	<b>603,206</b>	<b>2,901,500</b>	<b>500,220</b>	<b>5,365,942</b>	<b>63,540</b>
<b>Ending Balance, April 30</b>	<b>\$ 100</b>	<b>\$ 101</b>	<b>\$ 457,994</b>	<b>\$ 309,300</b>	<b>\$ 122,500</b>	<b>\$ 274,058</b>	<b>\$ 21,760</b>

**CITY OF QUINCY**  
**SPECIAL REVENUE FUNDS**

**Revenue/Expenditures & Change in Fund Balance**  
**Summary**

	Town Road Tax 212	Econ Growth Fund 213	Mid-Town Bus Dist 214	Arts Commission 224	Police Grants 240	Police Donations 241	State Forfeiture 242
<b>Beginning Balance, May 1</b>	102,000	2,300,000	290,000	10,000	19,700	39,000	35,000
<b>REVENUES</b>							
Taxes	6,000	1,560,000	168,000		-	-	-
Licenses & Permits	-				-	-	-
Charges for Services	-				-	-	3,000
Rent & Other Income	-			2,000	-	8,000	-
Interest Income	500	2,000	200	100	44	400	50
Debt Proceeds	-				-	-	-
Grants	-				123,930	-	13,000
Transfers In	-				-	-	-
Inter-Gov. Revenues	-				-	-	-
<b>TOTAL REVENUE</b>	<b>6,500</b>	<b>1,562,000</b>	<b>168,200</b>	<b>2,100</b>	<b>123,974</b>	<b>8,400</b>	<b>16,050</b>
Total Funds Available	108,500	3,862,000	458,200	12,100	143,674	47,400	51,050
<b>EXPENDITURES</b>							
Salaries & Benefits	-					-	-
Contracted Services	-	344,000	25,000	5,000	102,653	6,150	-
Commodities					9,465	24,725	10,200
Capital Outlay	100,000		250,000		1,550	7,000	4,000
Miscellaneous	-	3,500,000		5,000	-	500	10,000
Debt Service	-				-	-	-
Transfers	-		-		9,465	-	-
<b>TOTAL EXPENDITURES</b>	<b>100,000</b>	<b>3,844,000</b>	<b>275,000</b>	<b>10,000</b>	<b>123,133</b>	<b>38,375</b>	<b>24,200</b>
<b>Ending Cash Balance</b>	<b>\$ 8,500</b>	<b>\$ 18,000</b>	<b>\$ 183,200</b>	<b>\$ 2,100</b>	<b>\$ 20,541</b>	<b>\$ 9,025</b>	<b>\$ 26,850</b>



**CITY OF QUINCY  
SPECIAL REVENUE FUNDS**

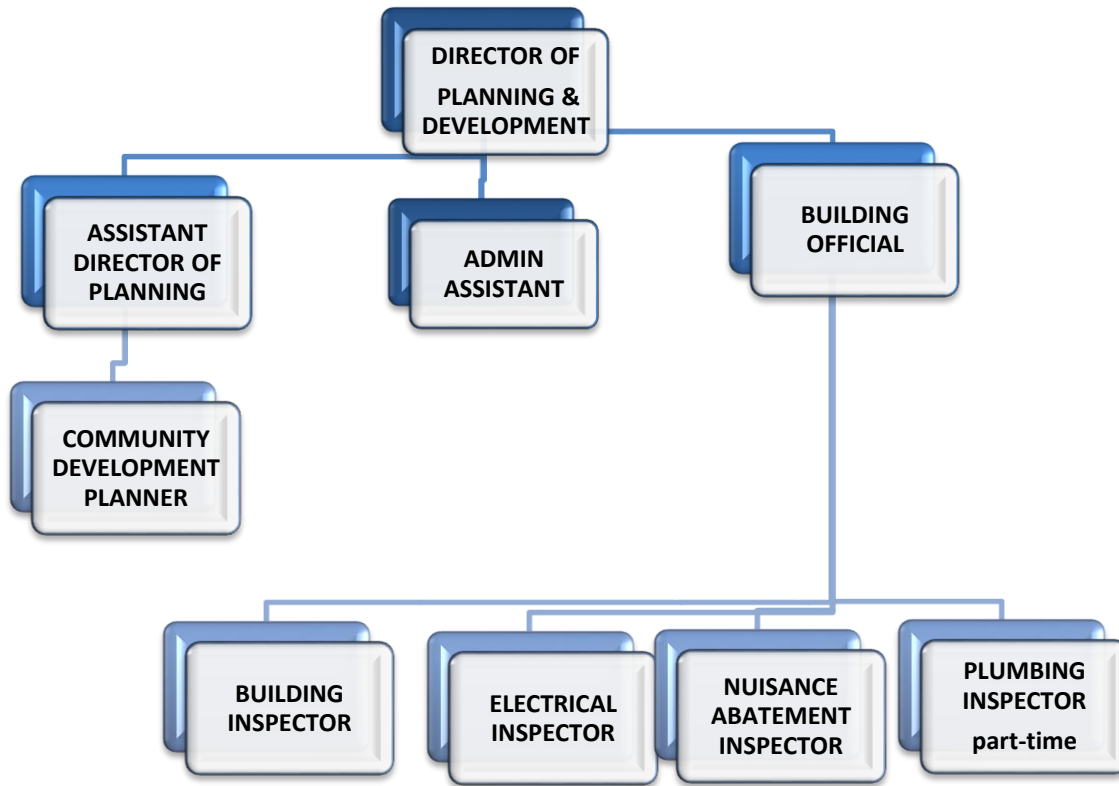
**Revenue/Expenditures & Change in Fund Balance  
Summary**

	Federal Forfeiture 243	Police Crime Lab 244	Fire Educ. & Apparatus 245	Fire Donations 246	Fire Grant 247	Police Criminal Reg 248
<b>Beginning Balance, May 1</b>	2,400	9,500	10,000	11,000	336	48,000
<b>REVENUES</b>						
Taxes	-	-	-	-	-	-
Licenses & Permits	-	-	-	-	-	-
Charges for Services	-	5,500	-	-	-	-
Rent & Other Income	-	4,000	1,000	1,500	-	25,200
Interest Income	10	300	100	75	15	150
Debt Proceeds	-	-	-	-	-	-
Grants	5,000	-	-	-	-	-
Transfers In	-	-	-	-	-	-
Inter-Gov. Revenues	-	-	-	-	-	-
<b>TOTAL REVENUE</b>	<b>5,010</b>	<b>9,800</b>	<b>1,100</b>	<b>1,575</b>	<b>15</b>	<b>25,350</b>
Total Funds Available	7,410	19,300	11,100	12,575	351	73,350
<b>EXPENDITURES</b>						
Salaries & Benefits	-	-	-	-	-	-
Contracted Services	1,000	7,900	500	2,500	-	10,000
Commodities	-	8,000	5,000	1,000	-	20,000
Capital Outlay	-	1,500	-	9,230	-	10,000
Miscellaneous	1,470	-	-	-	340	-
Debt Service	-	-	-	-	-	-
Transfers	-	-	-	-	-	10,000
<b>TOTAL EXPENDITURES</b>	<b>2,470</b>	<b>17,400</b>	<b>5,500</b>	<b>12,730</b>	<b>340</b>	<b>50,000</b>
<b>Ending Cash Balance</b>	<b>\$ 4,940</b>	<b>\$ 1,900</b>	<b>\$ 5,600</b>	<b>\$ (155)</b>	<b>\$ 11</b>	<b>\$ 23,350</b>

**CITY OF QUINCY  
SPECIAL REVENUE FUNDS**

**Revenue/Expenditures & Change in Fund Balance  
Summary**

	Police DUI 249	Transit Lines 250	DCCA Grant 252	IHDA Grant 253	Bridge Lighting 257	Total
<b>Beginning Balance, May 1</b>	72,000	100	2,900	54,000	61,700	<b>10,582,836</b>
<b>REVENUES</b>						
Taxes				-		<b>4,734,220</b>
Licenses & Permits				-		-
Charges for Services		580,000		-		<b>859,000</b>
Rent & Other Income		46,370		-		<b>113,570</b>
Interest Income	300	1,200			300	<b>66,344</b>
Debt Proceeds			-	-		-
Grants	30,000	4,236,642	4,063,200	315,000	2,000	<b>9,289,912</b>
Transfers In		204,570	-	-		<b>1,863,493</b>
Inter-Gov. Revenues			-	-		-
<b>TOTAL REVENUE</b>	<b>30,300</b>	<b>5,068,782</b>	<b>4,063,200</b>	<b>315,000</b>	<b>2,300</b>	<b>16,926,539</b>
Total Funds Available	102,300	5,068,882	4,066,100	369,000	64,000	<b>27,509,375</b>
<b>EXPENDITURES</b>						
Salaries & Benefits		2,485,499				<b>4,809,107</b>
Contracted Services	56,000	2,441,015	20,000	15,000	1,000	<b>4,190,011</b>
Commodities	25,000	58,280			2,400	<b>646,295</b>
Capital Outlay	1,000	33,139	3,493,200		-	<b>10,645,338</b>
Miscellaneous	-	50,850	50,000	-		<b>4,271,365</b>
Debt Service						-
Transfers	-	-	500,000	-		<b>1,019,685</b>
<b>TOTAL EXPENDITURES</b>	<b>82,000</b>	<b>5,068,783</b>	<b>4,063,200</b>	<b>15,000</b>	<b>3,400</b>	<b>25,581,801</b>
<b>Ending Cash Balance</b>	<b>\$ 20,300</b>	<b>\$ 99</b>	<b>\$ 2,900</b>	<b>\$ 354,000</b>	<b>\$ 60,600</b>	<b>\$ 1,927,574</b>



---

### PURPOSE

The Department of Planning and Development consists of two offices that work together on the development of Quincy and the enhancement of the quality of life for its residents and businesses.

The Planning Office is directly involved in land development/regulation, economic development, short- and long-range planning, and grant writing. This office also coordinates the review of multi-family residential and commercial development plans with other city departments and administers the city's TIF Districts, Economic Development Loan Program, and its Retail Incentive program as well as the Adams/Brown County Enterprise Zone.

The Inspection Office enforces and administers the sections of the Municipal Code related to zoning, building, and property maintenance. On-site inspections are conducted based upon existing building code standards. The office's responsibilities also include issuing permits for construction, electrical, plumbing and signs; nuisance abatement; and consulting with the public, property owners, and developers on proposed building projects and construction standards.

The Department of Planning and Development provides staff support to fifteen (15) Boards, Commissions, and Committees.

### PAST FISCAL YEAR HIGHLIGHTS

- Encourage Housing Development
  - Awarded \$233,740 through Small Rental Rehab Program for 10 residential units
  - Restarting the Downtown Rental Rehab Program
- Encourage Commercial Development
  - Negotiated directly with developers of former K-Mart Property
  - Worked w/ property owners in Mid-Town Business District on infrastructure projects
  - Promoted available retail incentives with property owners to fill vacant stores
  - Completed 2<sup>nd</sup> year of Retail Marketing Contract with NextSite
  - Adopted 2018 International Building & Residential Codes & 2017 National Electric Code
- Encourage Riverfront Development
  - Worked with the newly formed Quincy Riverfront Development Corporation
  - Worked on Electrical Line Relocation Project through State Funding
- Write Grants that would benefit the development and growth of Quincy
  - Secured \$2.4-million grant for Sixth Street Streetscape
  - Secured \$1.4-million Congressional Allocation for two solar farms
  - Secured \$550,000 for owner-occupied home repair grant on city's NW side
  - Secured \$400,000 Congressional Allocation for lead water line replacements
  - Secured \$300,000 IHDA grant for home repairs on city's NW side
- Promote Workforce Development
  - Completed 2<sup>nd</sup> year of Quincy's Calling (QWRAP) - families/individuals
  - Completed 2<sup>nd</sup> year of Strategic Marketing Contract with North Star
- Promote Tourism
  - Provided grants to local events through BET on Q Grant Program
  - Completed 2<sup>nd</sup> year of Tourism Marketing Contract with QACVB
- Work with the Administration
  - Worked with Consultant on Hotel Room Study for Quincy Market

**BUDGET SUMMARY**

**REVENUE SUMMARY**

ACCOUNT NUMBER	2023/2024	% Change	2022/2023	2022/2023	2021/2022
	PROPOSED BUDGET		REVISED BUDGET	PROJECTED ACTUAL	YTD ACTUAL
Other Income	500	0.00%	500	4,151	4,815
Charges for Services	266,300	6.69%	249,600	404,038	277,996
Local Econ Dev/Rehab Grant	-		-	-	-
Transfers from Other Funds	929,713	14.90%	809,180	688,140	635,600
<b>Total</b>	<b>1,196,513</b>	<b>12.96%</b>	<b>1,059,280</b>	<b>1,096,329</b>	<b>918,411</b>

**EXPENSE SUMMARY**

ACCOUNT DESCRIPTION	2023/2024	% Change	2022/2023	2022/2023	2021/2022
	PROPOSED BUDGET		REVISED BUDGET	PROJECTED ACTUAL	YTD ACTUAL
Salaries & Benefits	746,688	4.87%	712,032	693,278	682,775
Contractual Services	385,501	19.38%	322,914	124,243	150,618
Commodities	8,625	5.83%	8,150	4,336	4,500
Capital Outlay	2,000	26.98%	1,575	-	-
Miscellaneous	53,699	3.02%	52,125	27,305	31,978
<b>Totals</b>	<b>1,196,513</b>	<b>9.09%</b>	<b>1,096,796</b>	<b>849,162</b>	<b>869,871</b>

**Totals by Division**

2411 Protective Inspection	363,586	2.74%	353,890	324,384	331,114
3117 Nuisance Abatement	343,642		292,718	103,757	127,058
6310 Administration	471,760	8.60%	434,413	415,016	402,090
6315 Planning Commission	9,050	-2.69%	9,300	3,245	5,193
6316 Historic Preservation	5,475	35.19%	4,050	1,462	2,640
6317 Board of Appeals	3,000	0.00%	3,000	1,298	1,776
<b>Totals</b>	<b>1,196,513</b>	<b>9.03%</b>	<b>1,097,371</b>	<b>849,162</b>	<b>869,871</b>

**STAFFING**

	FY 2024 PROPOSED	FY 2023 Budget	FY 2022 Budget	FY 2021 Budget
Full Time Positions	8.00	8.00	8.00	7.00
Part Time Positions	1.00	1.00	1.00	1.00

The Planning and Development Staffing is as follows:

Director of Planning and Development	1.00
Assistant Director of Planning and Development	1.00
Community Development Planner	1.00
Building Official	1.00
Code Enforcement Officers	2.00 FT
Code Enforcement Officer	1.00 PT
Nuisance Abatement Officer	1.00 FT

Total 9 (8 FT 1 PT)

**PLANNING & DEVELOPMENT FUND**

**REVENUE  
DETAIL**

		<b>REVENUES</b>				
ACCOUNT NUMBER	ACCOUNT DESCRIPTION	2023/2024 PROPOSED BUDGET	2022/2023 REVISED BUDGET	2022/2023 PROJECTED ACTUAL	2021/2022 YTD ACTUAL	2020/2021 YTD ACTUAL
201-0000-321.00-00	Donations-Not Restricted	-	-	-	-	-
201-0000-331.01-01	Interest Income	-	-	31	32	820
201-0000-331.04-00	Origination & Loan Fees	-	-	3,992	4,473	9,673
201-0000-342.09-00	Other	-	-	128	-	-
201-0000-350.00-00	Sale of Property	500	500	-	310	770
201-0000-361.04-01	Freedom of Info Copies	-	-	-	-	-
201-0000-364.01-00	Building Permits	145,000	130,000	184,009	148,136	140,096
201-0000-364.02-00	Electrical Lic./Permits	47,000	47,000	47,496	40,828	50,645
201-0000-364.03-00	Plumbing Lic./Permits	18,000	18,000	23,183	10,877	22,474
201-0000-364.04-00	Revocable Lic./Permits	-	-	-	-	-
201-0000-364.07-00	Special Zoning Permits	15,000	12,000	11,595	14,560	13,675
201-0000-364.09-00	Zoning/Sub-division Fees	300	600	-	300	-
201-0000-364.10-00	Waived Permit Fees	(20,000)	(15,000)	(21,390)	(27,135)	(32,020)
201-0000-364.11-00	Entrprs Zn Permit Fees	56,000	50,000	80,357	30,991	99,442
201-0000-364.12-00	Foreclosed Prop Reg Fees	5,000	7,000	8,020	6,476	8,012
201-0000-365.02-00	Demolition Reimb	-	-	70,768	52,963	-
201-0000-381.02-01	State Grant	-	-	-	-	-
201-0000-381.03-06	CURES grant	-	-	-	-	15
201-0000-391.01-00	Transfer from Bank 01	-	-	-	-	2,000
201-0000-391.01-01	Transfer from General Fund	869,713	749,180	625,340	572,800	443,785
201-0000-391.01-03	Trsfr from Housing Rsc Fd 203	-	-	-	-	10,000
201-0000-391.01-15	Trsfr from Capital Proj Fd 301	-	-	2,800	2,800	-
201-0000-391.01-36	Trsfr from EconDev RLF 701	30,000	-	-	-	10,000
201-0000-391.01-37	Trsfr from CDAP RLF 702	-	-	-	-	25,000
201-0000-391.01-38	Trsfr from CBD RLF 703	20,000	25,000	25,000	60,000	25,000
201-0000-391.01-40	Trsfr from Neighbd Hsg 704	10,000	35,000	35,000	-	-
<b>Total</b>		<b>1,196,513</b>	<b>1,059,280</b>	<b>1,096,329</b>	<b>918,411</b>	<b>829,387</b>

**PLANNING & DEVELOPMENT FUND  
PROTECTIVE INSPECTIONS**

**INSPECTIONS**

ACCOUNT NUMBER	ACCOUNT DESCRIPTION	2023/2024 PROPOSED BUDGET	2022/2023 REVISED BUDGET	2022/2023 PROJECTED ACTUAL	2021/2022 YTD ACTUAL	2020/2021 YTD ACTUAL
<b>Salaries &amp; Benefits</b>						
201-2411-402.11-01	Regular Salary/Wages	172,949	167,984	168,155	164,295	199,079
201-2411-402.11-02	Overtime	-	-	-	-	1,554
201-2411-402.11-03	Sick Pay	2,206	2,142	1,569	1,651	1,254
201-2411-402.11-04	Holiday Pay	10,478	10,173	9,407	9,136	12,365
201-2411-402.11-15	Vacation Pay	11,454	11,121	8,718	8,686	10,315
201-2411-402.11-17	Sick Pay Buy Back	6,040	5,864	5,864	5,638	5,323
201-2411-402.12-01	Temporary Wages	17,739	17,222	16,164	16,624	16,106
201-2411-402.21-01	Group Insurance	46,695	46,201	45,945	46,201	64,565
201-2411-402.21-03	Board Paid Life Ins.	291	274	276	274	212
201-2411-402.22-01	Social Security	13,694	13,145	12,385	12,133	14,678
201-2411-402.22-02	Medicare	3,203	3,074	2,896	2,838	3,833
201-2411-402.22-03	Unemployment Comp	300	300	300	300	-
201-2411-402.23-01	IMRF	8,125	12,038	11,012	15,994	24,176
	<b>Subtotal</b>	<b>293,174</b>	<b>289,538</b>	<b>282,691</b>	<b>283,770</b>	<b>353,460</b>
<b>Contracted Services</b>						
201-2411-402.31-02	Contracted Legal	-	-	-	-	20,000
201-2411-402.31-05	Prof Svcs - Other	2,500	2,000	500	1,000	1,930
201-2411-402.33-02	Landfill Fees	-	-	-	-	9,698
201-2411-402.36-01	Fleet Maintenance	7,500	6,785	3,142	2,988	3,024
201-2411-402.37-01	Demolitions	-	-	-	-	3,330
201-2411-402.37-02	Nuisance Abatements	-	-	-	-	526
201-2411-402.38-01	MICA	3,192	2,850	2,850	2,989	2,989
201-2411-402.39-01	Communications	4,020	2,967	2,712	2,365	2,684
201-2411-402.39-02	Advertising/Publishing	2,000	1,925	76	859	891
201-2411-402.39-03	Printing & Binding	-	150	-	-	70
201-2411-402.39-04	Travel	3,500	2,500	2,053	35	199
201-2411-402.39-05	Mileage Reimb	2,000	1,700	840	359	295
201-2411-402.39-07	Regist, Schools, Mtgs	2,500	1,700	1,008	1,028	500
201-2411-402.39-08	Contracted Services	23,000	22,500	14,842	21,695	14,806
	<b>Subtotal</b>	<b>50,212</b>	<b>45,077</b>	<b>28,023</b>	<b>33,318</b>	<b>60,942</b>
<b>Commodities</b>						
201-2411-402.41-01	Postage	1,500	1,000	452	301	1,225
201-2411-402.44-00	Books & Periodicals	1,600	1,600	819	1,041	1,488
201-2411-402.46-11	Oper Supplies-Other	1,500	1,500	11	150	1,020
	<b>Subtotal</b>	<b>4,600</b>	<b>4,100</b>	<b>1,282</b>	<b>1,492</b>	<b>3,733</b>
<b>Capital Outlay</b>						
201-2411-402.52-08	Controllable	2,000	1,575	-	-	1,242
	<b>Subtotal</b>	<b>2,000</b>	<b>1,575</b>	<b>-</b>	<b>-</b>	<b>1,242</b>
<b>Miscellaneous</b>						
201-2411-402.61-01	Dues	600	600	365	507	515
201-2411-402.61-02	Taxes	-	-	498	-	-
201-2411-402.61-04	Other	1,000	1,000	(475)	27	3,931
201-2411-402.65-02	Space	12,000	12,000	12,000	12,000	12,000
	<b>Subtotal</b>	<b>13,600</b>	<b>13,600</b>	<b>12,388</b>	<b>12,534</b>	<b>16,446</b>
	<b>Totals</b>	<b>363,586</b>	<b>353,890</b>	<b>324,384</b>	<b>331,114</b>	<b>435,823</b>

**PLANNING & DEVELOPMENT FUND**

**NUISANCE ABATEMENT**

ACCOUNT NUMBER	ACCOUNT DESCRIPTION	2023/2024	2022/2023	2022/2023	2021/2022	2020/2021
		PROPOSED BUDGET	REVISED BUDGET	PROJECTED ACTUAL	YTD ACTUAL	YTD ACTUAL
201-3117-403.11-01	Regular Salary/Wages	39,704	38,548	38,308	37,813	-
201-3117-403.11-03	Sick Pay	1,574	1,528	1,657	1,355	-
201-3117-403.11-04	Holiday Pay	2,449	2,377	2,198	2,135	-
201-3117-403.11-15	Vacation Pay	1,749	1,698	1,738	1,645	-
201-3117-403.21-01	Group Insurance	11,937	12,056	11,941	12,056	-
201-3117-403.21-03	Board Paid life Ins	97	91	92	35	-
201-3117-403.22-01	Social Security	2,820	2,737	2,672	2,615	-
201-3117-403.22-02	Medicare	659	640	625	611	-
201-3117-403.22-03	Unemployment Comp	100	100	100	100	-
201-3117-403.23-01	IMRF	1,819	2,729	2,489	3,612	-
	<b>Subtotal</b>	<b>62,908</b>	<b>62,504</b>	<b>61,820</b>	<b>61,977</b>	<b>-</b>
<b>Contracted Services</b>						
201-3117-403.31-02	Contracted Legal	81,619	41,000	23,891	2,745	-
201-3117-403.33-02	Landfill Fees	34,000	33,000	10,841	20,761	-
201-3117-403.36-01	Fleet Maintenance	1,700	1,500	1,499	265	-
201-3117-403.37-01	Demolitions	138,000	130,390	1,916	34,892	-
201-3117-403.37-02	Nuisance Abatements	1,500	1,500	736	3,778	-
201-3117-402.38-01	MICA	745	665	665	-	-
201-3117-403.39-01	Communications	1,020	709	619	133	-
201-3117-403.39-02	Advertising/Publishing	350	250	197	148	-
201-3117-403.39-08	Contracted Services	1,000	-	500	-	-
	<b>Subtotal</b>	<b>259,934</b>	<b>209,014</b>	<b>40,864</b>	<b>62,722</b>	<b>-</b>
<b>Commodities</b>						
201-3117-403.41-01	Postage	800	1,200	626	858	-
<b>Miscellaneous</b>						
201-3117-403.52-08	Controllable	-	575	-	-	-
201-3117-403.61-04	Other	20,000	19,425	447	1,501	-
	<b>Subtotal</b>	<b>20,000</b>	<b>20,000</b>	<b>447</b>	<b>1,501</b>	<b>-</b>
	<b>Total</b>	<b>343,642</b>	<b>292,718</b>	<b>103,757</b>	<b>127,058</b>	<b>-</b>



**PLANNING & DEVELOPMENT FUND  
COMMERCIAL DEVELOPMENT**

**COMMUNITY DEVELOPMENT-ADMINISTRATION**

ACCOUNT NUMBER	ACCOUNT DESCRIPTION	2023/2024 PROPOSED BUDGET	2022/2023 REVISED BUDGET	2022/2023 PROJECTED ACTUAL	2021/2022 YTD ACTUAL	2020/2021 YTD ACTUAL
<b>Salaries &amp; Benefits</b>						
201-6310-408.11-01	Regular Salary/Wages	237,845	224,813	215,608	200,852	192,813
201-6310-408.11-02	Overtime	-	-	-	-	2,348
201-6310-408.11-03	Sick Pay	3,894	2,906	1,175	2,928	535
201-6310-408.11-04	Holiday Pay	14,793	13,827	12,426	11,498	12,139
201-6310-408.11-15	Vacation Pay	18,190	14,371	17,090	14,638	7,409
201-6310-408.11-16	Major Medical	-	-	-	1,798	-
201-6310-408.11-17	Sick Pay Buy Back	7,487	7,274	7,120	6,929	6,529
201-6310-408.11-18	Vac Pay Buy Back	-	-	-	-	-
201-6310-408.21-01	Group Insurance	74,734	59,697	61,486	59,697	59,441
201-6310-408.21-03	Board Paid Life Ins.	388	365	369	365	241
201-6310-408.22-01	Social Security	17,497	16,289	15,001	14,159	13,191
201-6310-408.22-02	Medicare	4,092	3,810	3,508	3,311	3,085
201-6310-408.22-03	Unemployment Comp	400	400	400	400	400
201-6310-408.23-01	IMRF	11,286	16,238	14,584	20,453	23,626
	<b>Subtotal</b>	<b>390,606</b>	<b>359,990</b>	<b>348,767</b>	<b>337,028</b>	<b>321,757</b>
<b>Contractual Services</b>						
201-6310-408.31-01	Audit	5,080	4,000	3,900	3,950	3,900
201-6310-408.31-04	Engineer/Architectural	-	-	-	-	-
201-6310-408.31-05	Other	-	-	-	-	200
201-6310-408.35-03	R&M- Furn & Equip	-	-	-	-	-
201-6310-408.36-03	Equip & Vehicle Rental	2,700	2,500	2,187	2,052	2,576
201-6310-408.38-01	MICA	22,115	19,745	19,745	21,136	21,136
201-6310-408.38-03	Employee Bonds	-	-	-	-	50
201-6310-408.39-01	Communications	560	578	435	352	351
201-6310-408.39-02	Advertising/Publishing	700	800	354	439	323
201-6310-408.39-03	Printing & Binding	200	200	-	-	70
201-6310-408.39-04	Travel	2,700	2,200	1,187	576	-
201-6310-408.39-05	Mileage Reimb	6,000	5,000	4,805	3,600	3,600
201-6310-408.39-07	Regist, Schools, Mtgs	2,500	1,500	1,383	1,097	127
201-6310-408.39-08	Contracted Services	22,000	22,000	16,528	16,192	15,520
	<b>Subtotal</b>	<b>64,555</b>	<b>58,523</b>	<b>50,524</b>	<b>49,394</b>	<b>47,853</b>
<b>Commodities</b>						
201-6310-408.41-01	Postage	400	400	257	231	81
201-6310-408.41-02	Office Supplies	2,000	1,500	1,755	1,323	2,048
201-6310-408.44-00	Books & Periodicals	200	200	160	319	160
201-6310-408.45-01	Building Supplies	-	-	-	-	-
201-6310-408.46-11	Other	-	-	-	-	-
	<b>Subtotal</b>	<b>2,600</b>	<b>2,100</b>	<b>2,172</b>	<b>1,873</b>	<b>2,289</b>
<b>Capital Outlay</b>						
201-6310-408.52-08	Controllable	-	-	-	-	-
<b>Miscellaneous</b>						
201-6310-408.61-01	Dues	1,200	1,000	860	932	775
201-6310-408.61-04	Other	799	800	693	863	316
201-6310-408.65-01	Administrative	-	-	-	-	-
201-6310-408.65-02	Space	12,000	12,000	12,000	12,000	12,000
	<b>Subtotal</b>	<b>13,999</b>	<b>13,800</b>	<b>13,553</b>	<b>13,795</b>	<b>13,091</b>
	<b>Totals</b>	<b>471,760</b>	<b>434,413</b>	<b>415,016</b>	<b>402,090</b>	<b>384,990</b>

**PLANNING & DEVELOPMENT FUND  
COMMERCIAL DEVELOPMENT**

**PLANNING COMMISSION**

ACCOUNT NUMBER	ACCOUNT DESCRIPTION	2023/2024 PROPOSED BUDGET	2022/2023 REVISED BUDGET	2022/2023 PROJECTED ACTUAL	2021/2022 YTD ACTUAL	2020/2021 YTD ACTUAL
<b>Contractual Services</b>						
201-6315-408.31-05	Other	-	-	-	-	-
201-6315-408.39-02	Advertising/Publishing	6,000	6,000	2,533	3,372	4,238
201-6315-408.39-03	Printing/Binding	-	-	-	-	-
201-6315-408.39-08	Contracted Services	650	500	697	462	400
	<b>Subtotal</b>	<b>6,650</b>	<b>6,500</b>	<b>3,230</b>	<b>3,834</b>	<b>4,638</b>
<b>Commodities</b>						
201-6315-408.41-01	Postage	300	500	15	10	261
201-6315-408.41-02	Office Supplies	-	-	-	-	-
		<b>300</b>	<b>500</b>	<b>15</b>	<b>10</b>	<b>261</b>
<b>Miscellaneous</b>						
201-6315-408-61-04	Other	2,100	2,300	-	1,349	1,775
	<b>Subtotal</b>	<b>2,100</b>	<b>2,300</b>	<b>-</b>	<b>1,349</b>	<b>1,775</b>
	<b>Totals</b>	<b>9,050</b>	<b>9,300</b>	<b>3,245</b>	<b>5,193</b>	<b>6,674</b>

**PLANNING & DEVELOPMENT FUND  
COMMUNITY DEVELOPMENT**

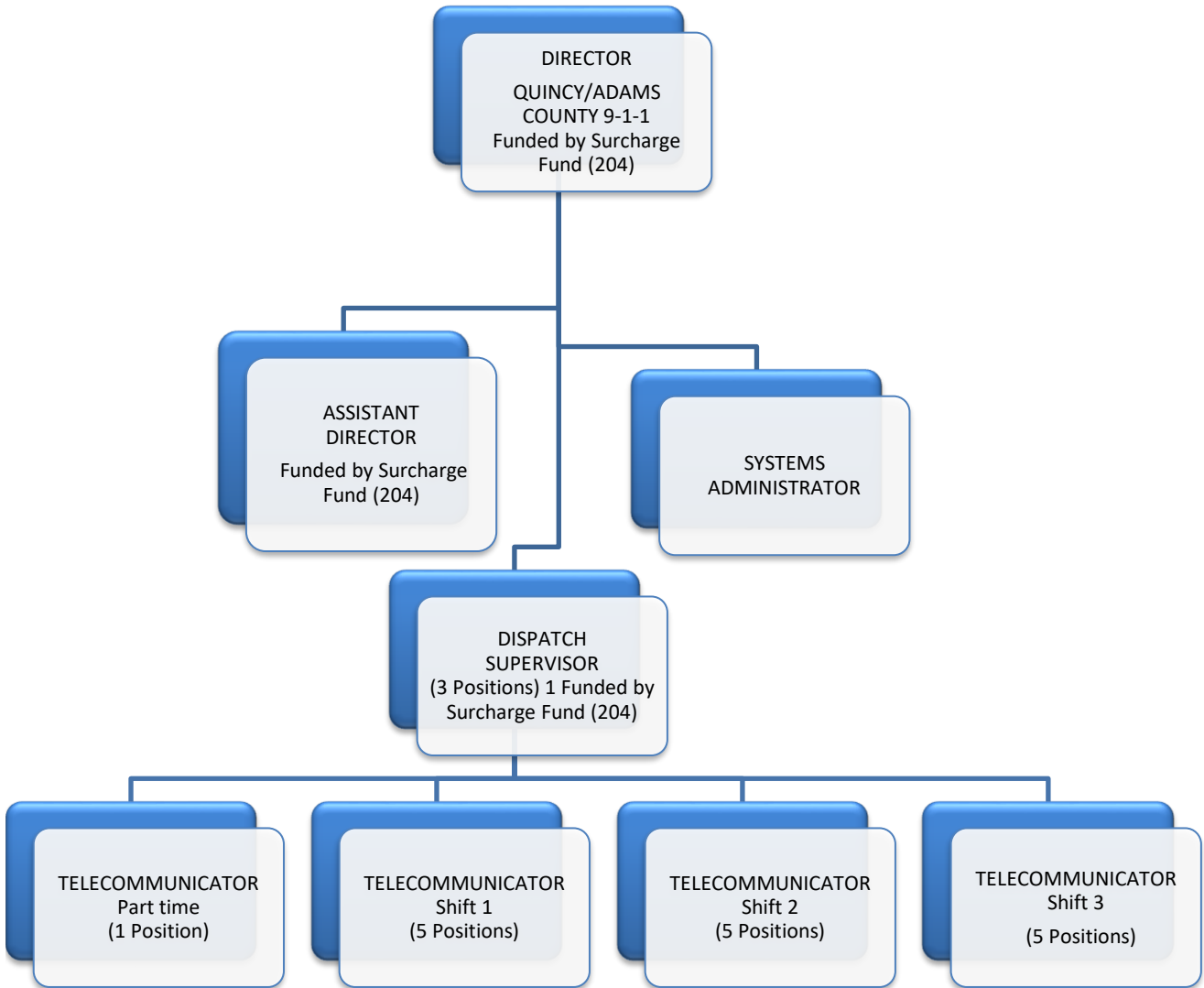
**HISTORIC PRESERVATION COMMISSION**

ACCOUNT NUMBER	ACCOUNT DESCRIPTION	2023/2024 PROPOSED BUDGET	2022/2023 REVISED BUDGET	2022/2023 PROJECTED ACTUAL	2021/2022 YTD ACTUAL	2020/2021 YTD ACTUAL
<b>Salaries &amp; Benefits</b>						
201-6316-408.12-01	Temporary Salary/Wages	-	-	-	-	-
201-6316-408.22-01	Social Security	-	-	-	-	-
201-6316-408.22-02	Medicare	-	-	-	-	-
	<b>Subtotal</b>	-	-	-	-	-
<b>Contractual Services</b>						
201-6316-408.39-02	Advertising/Publishing	450	300	375	-	-
201-6316-408.39-03	Printing & Binding	1,200	1,000	-	-	-
201-6316-408.39-04	Travel	-	-	-	-	-
201-6316-408.39-05	Mileage Reimb	-	-	-	-	-
201-6316-408.39-07	Regist, Schools, Mtgs	-	-	-	-	-
201-6316-408.39-08	Contracted Services	500	500	-	-	-
	<b>Subtotal</b>	2,150	1,800	375	-	-
<b>Commodities</b>						
201-6316-408.41-01	Postage	325	250	241	267	238
201-6316-408.44-00	Books/Periodicals	-	-	-	-	-
201-6316-408.46-11	Other	-	-	-	-	-
	<b>Subtotal</b>	325	250	241	267	238
<b>Miscellaneous</b>						
201-6316-408.61-01	Dues	-	-	-	-	-
201-6316-408.61-04	Other	3,000	2,000	846	2,373	(1,264)
	<b>Subtotal</b>	3,000	2,000	846	2,373	(1,264)
	<b>Totals</b>	<b>5,475</b>	<b>4,050</b>	<b>1,462</b>	<b>2,640</b>	<b>(1,026)</b>

**PLANNING & DEVELOPMENT  
COMMUNITY DEVELOPMENT**

**BOARD OF APPEALS**

ACCOUNT NUMBER	ACCOUNT DESCRIPTION	2023/2024 PROPOSED BUDGET	2022/2023 REVISED BUDGET	2022/2023 PROJECTED ACTUAL	2021/2022 YTD ACTUAL	2020/2021 YTD ACTUAL
<b>Contractual Services</b>						
201-6317-408.39-02	Advertising/Publishing	2,000	2,000	1,227	1,350	1,797
<b>Miscellaneous</b>						
201-6317-408.61-04	Other	1,000	1,000	71	426	568
	<b>Totals</b>	<b>3,000</b>	<b>3,000</b>	<b>1,298</b>	<b>1,776</b>	<b>2,365</b>



---

---

**PURPOSE**

Quincy/Adams County 9-1-1 Center is an inter-governmental agency of both the City of Quincy and Adams County. The oversight authority is the City of Quincy and Adams County Joint Emergency Telephone System Board (ETSB) that consists of nine members: three city aldermen, one county board member, Quincy Police Chief, Fire Chief of the Adams County Rural Fire Protection District Association, Adams County EMS Chief, PSAP Representative, and a public member. City of Quincy Alderman Mike Farha is the current ETSB Chairman. 9-1-1 Director Jessica Douglas is the Chief Executive for Quincy/Adams County 9-1-1 System and reports directly to the ETSB. The 9-1-1 Director functions as a department head in both the city and county governments. Funding is provided by the Illinois ETSA surcharge and local revenue from the City of Quincy (60%) and Adams County (40%).

**GOALS/OBJECTIVES**

Objective. It is the objective of the Quincy/Adams County 9-1-1 Communication Center Public Safety Answering Point (PSAP) to provide the citizens of the City of Quincy and Adams County with the most efficient emergency communications possible.

In public safety dispatching, the immediacy of many incidents cannot be overemphasized. Speedy communications can mean the difference between capturing a suspect and letting him get away, preventing a major fire and letting one escalate, or even life and death. Further, accuracy in communication is of utmost importance. Achievement of both speed and accuracy is the mark of successful public safety dispatching.

Goals. There are two primary goals for effective and efficient 9-1-1 dispatching:

- 1) To provide 24-hour per day availability for receiving 9-1-1 and other public safety calls and dispatching law enforcement, fire protection, and emergency medical and ambulance services as needed.
- 2) To provide an effective and efficient system that processes incoming calls and, as necessary, dispatch response units in an accurate and speedy manner.

These goals emphasize the need for emergency communications to be available to callers at all times, day or night, throughout the year, and to focus on two essential features of dispatching: doing the job well and doing it quickly.

**PAST YEAR HIGHLIGHTS**

Calls

Total 9-1-1 Calls:	28,273
Total Non-Emergency Calls:	68,840
Total Alarm Line Calls:	4,927

CAD Incidents

Quincy Police Department:	27,659
Quincy Fire Department:	4,510
Adams County Sheriff Dept:	12,290
Adams County Ambulance:	9,444
Tri-township Fire Department:	578
Rural Fire Departments:	324

**BUDGET SUMMARY**

Fund 202 includes personnel costs for 17 full-time and 3 part-time employees. The annual software license and maintenance fee for the 911/QPD/ACSD Records Management System (RMS) and personnel uniform costs are also part of the budget submission as they are not allowable ETSA fund expenses.

REVENUE SUMMARY

ACCOUNT DESCRIPTION	2023/2024	% Change	2022/2023	2022/2023	2021/2022
	PROPOSED BUDGET		REVISED BUDGET	PROJECTED ACTUAL	YTD ACTUAL
Cures Grant	-		-	-	-
Adams County	486,140	-2.53%	498,766	368,451	349,410
General Fund	729,210	-2.53%	748,149	579,200	518,500
<b>Total</b>	<b>1,215,350</b>	<b>-2.53%</b>	<b>1,246,915</b>	<b>947,651</b>	<b>867,910</b>

EXPENSE SUMMARY

ACCOUNT NUMBER	2023/2024	% Change	2022/2023	2022/2023	2021/2022
	PROPOSED BUDGET		REVISED BUDGET	PROJECTED ACTUAL	YTD ACTUAL
Salaries & Benefits	1,189,567	-2.40%	1,218,879	895,161	846,063
Contractual Services	23,782	11.03%	21,420	21,420	20,703
Commodities	2,000		2,000	1,274	1,551
Miscellaneous	-		4,616	-	-
<b>Totals</b>	<b>1,215,349</b>	<b>-2.53%</b>	<b>1,246,915</b>	<b>917,855</b>	<b>868,317</b>

STAFFING

	FY 2024 PROPOSED	FY 2023 Budget	FY 2022 Budget	FY 2021 Budget
Full Time Positions	17	17	17	18
Part Time Positions	3	3	0	0

ACCOUNT NUMBER	ACCOUNT DESCRIPTION	2023/2024 PROPOSED BUDGET	2022/2023 REVISED BUDGET	2022/2023 PROJECTED ACTUAL	2021/2022 YTD ACTUAL	2020/2021 YTD ACTUAL
202-0000-342.09-00	Other Reimb	-	-	-	-	-
202-0000-381.03-06	CURES grant	-	-	-	-	172,770
202-0000-382.01-01	Public Reimbursements	-	-	-	-	-
202-0000-382.01-01	Adams County	486,140	498,766	368,451	349,410	472,069
202-0000-391.01-01	General Fund	729,210	748,149	579,200	518,500	473,500
	<b>Total</b>	<b>1,215,350</b>	<b>1,246,915</b>	<b>947,651</b>	<b>867,910</b>	<b>1,118,339</b>
<b>Salaries &amp; Benefits</b>						
202-2310-402.11-01	Regular Salary/Wages	698,650	686,791	538,666	461,742	587,094
202-2310-402.11-02	Overtime	75,000	85,000	52,864	84,212	69,522
202-2310-402.11-03	Sick Pay	29,756	23,703	26,618	20,739	21,402
202-2310-402.11-04	Holiday Pay	40,173	36,565	30,969	26,234	29,438
202-2310-402.11-15	Vacation Pay	37,495	36,235	25,883	23,667	37,983
202-2310-402.11-17	Sick Pay Buy Back	5,904	5,851	248	12,301	12,759
202-2310-402.11-18	Vac Pay Buy Back	3,936	3,901	369	8,611	6,683
202-2310-402.11-19	Personal Day Pay	3,143	3,278	2,175	2,845	3,440
202-2310-402.11-20	Personal Day Buy Back	2,385	2,498	2,070	1,854	1,542
202-2310-402.21-01	Group Insurance	180,193	204,236	119,946	98,052	179,323
202-2310-402.21-03	Board Paid Life Ins.	1,649	1,547	1,281	1,123	1,082
202-2310-402.22-01	Social Security	55,579	54,797	40,374	38,331	46,080
202-2310-402.22-02	Medicare	12,998	12,815	9,442	8,965	10,777
202-2310-402.22-03	Unemployment Comp	1,700	1,800	1,800	1,700	2,100
202-2310-402.23-01	IMRF	35,858	54,620	37,915	52,470	81,023
202-2310-402.23-07	911 IAM National Pen	5,148	5,242	4,541	3,217	4,714
	<b>Subtotal</b>	<b>1,189,567</b>	<b>1,218,879</b>	<b>895,161</b>	<b>846,063</b>	<b>1,094,962</b>
<b>Contractual Services</b>						
202-2310-402.35-03	R&M- Furniture & Equip	13,200	12,000	12,000	10,121	10,821
202-2310-402.38-01	MICA	10,582	9,420	9,420	10,582	10,582
202-2310-402.39-01	Communications	-	-	-	-	-
	<b>Subtotal</b>	<b>23,782</b>	<b>21,420</b>	<b>21,420</b>	<b>20,703</b>	<b>21,403</b>
<b>Commodities</b>						
202-2310-402.45-03	Equip Consumable	-	-	-	-	-
202-2310-402.47-01	Clothing/Uniforms	2,000	2,000	1,274	1,551	1,845
	<b>Subtotal</b>	<b>2,000</b>	<b>2,000</b>	<b>1,274</b>	<b>1,551</b>	<b>1,845</b>
<b>Miscellaneous</b>						
202-2310-402.61-99	Contingency	-	4,616	-	-	-
	<b>Subtotal</b>	<b>-</b>	<b>4,616</b>	<b>-</b>	<b>-</b>	<b>-</b>
	<b>Totals</b>	<b>1,215,349</b>	<b>1,246,915</b>	<b>917,855</b>	<b>868,317</b>	<b>1,118,210</b>

**FUND 203 HOUSING RESOURCE FUND**

**SUMMARY**

The City Council in 2022 allocated \$1,000,000 in general fund reserves to fund the Small Rental Rehab Program (SRRP). The purpose of the SRRP is to expand the availability of safe, decent, and affordable housing for individuals or families. The City offers financial assistance to owners/developers/etc. to renovate, convert, or construct rental properties (four units or fewer) west of 18<sup>th</sup> Street within the city limits. The expectation is that \$250,000 will be available each year for four years to fund the renovation of 12 rental units.

Round 1 (Feb. 2022): A total of ten projects (15 total units) were approved for \$233,000 in SRRP funding. The total owner match was \$749,000 for a total investment in new and renovated housing units of \$982,000.

Round 2 (Nov. 2022): A total of five projects (11 total units) were approved for \$178,000 in SRRP funding. The total owner match was \$486,000 for a total investment in new and renovated housing units of \$664,000.

ACCOUNT NUMBER	ACCOUNT DESCRIPTION	2023/2024 PROPOSED BUDGET	2022/2023 REVISED BUDGET	2022/2023 PROJECTED ACTUAL	2021/2022 YTD ACTUAL	2020/2021 YTD ACTUAL
<b>Revenues</b>						
203-0000-331.01-01	Deposit Accounts	7,000	7,000	10,005	1,042	337
203-0000-361.05-02	Admin Fees	4,200	-	4,256	-	-
203-0000-363.09-01	Cost Share -Admin	-	-	-	-	14,375
203-0000-382.01-10	Restricted Contributions	-	-	400,000	400,000	-
203-0000-391.01-01	Transfers from Bank "1"	-	-	(350,000)	650,000	-
203-0000-391.18-00	Transfers from Bank 18	-	-	7,316	7,316	-
	<b>Totals</b>	<b>11,200</b>	<b>7,000</b>	<b>71,577</b>	<b>1,058,358</b>	<b>14,712</b>

**EXPENDITURE DETAIL**

**Contractual Services**

203-6313-408.31-02	Prof Svcs-Legal	3,000	2,726	-	-	-
203-6313-408.31-04	Prof Svcs-Eng/Architect	1,000	1,000	-	-	-
203-6313-408.31-05	Prof Svcs-Other	300	-	-	-	-
	<b>Subtotal</b>	<b>4,300</b>	<b>3,726</b>	<b>-</b>	<b>-</b>	<b>-</b>

**Professional Services**

203-6313-408.39-02	Advertising/Publishing	-	274	273	-	-
--------------------	------------------------	---	-----	-----	---	---

**Loans**

203-6313-408.63-05	SRRP 5 yr Forgivable Loan	598,906	450,000	233,744	-	-
--------------------	---------------------------	---------	---------	---------	---	---

**Maintenance**

203-6313-408.61-04	Other	-	-	255	255	-
203-6313-408.62-94	Two Rivers Land Bank	-	50,000	50,000	-	-

	<b>Subtotal</b>	<b>-</b>	<b>-</b>	<b>-</b>	<b>-</b>	<b>-</b>
--	-----------------	----------	----------	----------	----------	----------

	<b>Totals</b>	<b>603,206</b>	<b>504,000</b>	<b>284,272</b>	<b>255</b>	<b>-</b>
--	---------------	----------------	----------------	----------------	------------	----------



**PURPOSE**

The City of Quincy and Adams County Joint Emergency Telephone System Board (ETSB) receives monthly revenue from the Illinois State 9-1-1 surcharge for Fund 204. Fund 204 earmarks a portion for operating expenses: the balance of the revenue is allotted for capital saving for capital equipment purchases in accordance with the Emergency Telephone System Board's long-range Capital Equipment Replacement Plan.

**GOALS/OBJECTIVES**

Allocate surcharge funding for capital projects and allowable operational expenses per Emergency Telephone Systems Act. (ETSA)

**BUDGET SUMMARY**

The capital outlay is planned as follows: \$9,000 for Universal Power Supply (UPS) batteries, \$7,000 for UPS capacitors and fans, \$3,000 for a paper shredder, and \$750,000 for radio infrastructure P25 upgrade and site addition. \$770,723 will go towards operational expenses.

**REVENUE SUMMARY**

DESCRIPTION	2023/2024 PROPOSED BUDGET	% Change	2022/2023 REVISED BUDGET	2022/2023 PROJECTED ACTUAL	2021/2022 YTD ACTUAL
Taxes	900,000	0.00%	900,000	883,950	954,244
Other	-		-	43	43
Interest	10,800	0.00%	10,800	21,192	6,137
Grants	-		220,513	383,120	30,750
<b>Total</b>	<b>910,800</b>	<b>-19.49%</b>	<b>1,131,313</b>	<b>1,288,305</b>	<b>991,174</b>

**EXPENSE SUMMARY**

ACCOUNT NUMBER	2023/2024 PROPOSED BUDGET	% Change	2022/2023 REVISED BUDGET	2022/2023 PROJECTED ACTUAL	2021/2022 YTD ACTUAL
Salaries & Benefits	387,353	4.96%	369,031	359,492	353,708
Contractual Services	344,270	-3.57%	357,016	355,031	282,643
Commodities	38,700	8.40%	35,700	31,609	19,967
Capital Outlay	2,130,777	2.84%	2,071,993	289,573	248,551
Miscellaneous	400	-98.06%	20,640	336	423
<b>Totals</b>	<b>2,901,500</b>	<b>1.65%</b>	<b>2,854,380</b>	<b>1,036,041</b>	<b>905,292</b>

**STAFFING**

	FY 2024 PROPOSED	FY 2023 Budget	FY 2022 Budget	FY 2021 Budget
<b>Full Time Positions</b>	<b>4</b>	<b>4</b>	<b>4</b>	<b>3</b>

**FUND 204 9-1-1 SURCHARGE FUND**

**SUMMARY**

ACCOUNT NUMBER	ACCOUNT DESCRIPTION	2023/2024 PROPOSED BUDGET	2022/2023 REVISED BUDGET	2022/2023 PROJECTED ACTUAL	2021/2022 YTD ACTUAL	2020/2021 YTD ACTUAL
<b>Revenue Detail</b>						
204-0000-314.02-08	IL State 9-1-1 Surcharge	900,000	900,000	883,950	954,244	963,255
204-0000-331.01-01	Interest Income	10,800	10,800	21,192	6,137	12,431
204-0000-342.09-00	Other	-	-	43	43	
204-0000-381.03-06	CURES grant	-	-	-	-	60,664
204-0000-382.02-01	State Grants	-	220,513	383,120	30,750	86,584
	<b>Totals</b>	<b>910,800</b>	<b>1,131,313</b>	<b>1,288,305</b>	<b>991,174</b>	<b>1,122,934</b>

ACCOUNT NUMBER	ACCOUNT DESCRIPTION	2023/2024 PROPOSED BUDGET	2022/2023 REVISED BUDGET	2022/2023 PROJECTED ACTUAL	2021/2022 YTD ACTUAL	2020/2021 YTD ACTUAL
<b>Expense Detail</b>						
<b>Salaries &amp; Benefits</b>						
204-2310-402.11-01	Regular Salary/Wages	235,274	223,426	227,129	212,024	208,127
204-2310-402.11-03	Sick Pay	-	-	2,501	7,965	-
204-2310-402.11-04	Holiday Pay	12,378	11,724	10,793	12,596	10,740
204-2310-402.11-15	Vacation Pay	20,534	18,860	19,966	18,252	17,081
204-2310-402.11-17	Sick Pay Buy Back	10,811	11,722	3,645	2,805	3,982
204-2310-402.11-18	Vacation Pay Buy Back	4,973	4,805	-	-	-
204-2310-402.11-19	Personal Day Pay	-	-	-	390	54
204-2310-402.11-20	Personal Day Buy Back	2,063	1,954	2,016	1,508	1,866
204-2310-402.21-01	Group Insurance	67,234	58,091	59,006	58,090	46,099
204-2310-402.21-03	Board Paid Life Ins.	364	364	369	365	265
204-2310-402.22-01	Social Security	17,734	16,894	15,039	14,430	13,850
204-2310-402.22-02	Medicare	4,147	3,951	3,117	3,375	3,639
204-2310-402.22-03	Unemployment Comp	400	400	800	400	-
204-2310-402.23-01	IMRF	11,441	16,840	15,111	21,508	25,362
	<b>Subtotal</b>	<b>387,353</b>	<b>369,031</b>	<b>359,492</b>	<b>353,708</b>	<b>331,065</b>

<b>Contractual Services</b>						
204-2310-402.31-01	Audit	2,000	2,000	2,000	1,975	1,950
204-2310-402.31-02	Contracted Legal	2,000	2,000	-	-	-
204-2310-402.34-03	Custodial	3,250	3,250	3,250	3,000	2,750
204-2310-402.35-01	R&Maint-Building	151,050	21,300	14,664	12,118	14,190
204-2310-402.35-03	R& Maint-Office Equip	21,300	130,000	134,583	150,906	91,750
204-2310-402.38-01	MICA	10,170	9,080	9,080	9,500	9,500
204-2310-402.39-01	Communications	23,000	23,000	20,682	20,547	18,086
204-2310-402.39-02	Advertising/Publishing	500	500	-	-	-
204-2310-402.39-03	Printing/Binding	1,000	1,000	198	1,047	633
204-2310-402.39-04	Travel/Lodging	2,000	2,000	370	356	-
204-2310-402.39-05	Mileage Reimb	2,000	2,000	1,302	759	1,127
204-2310-402.39-07	Regist,Schools,Mtgs	6,000	6,000	4,016	2,435	1,555
204-2310-402.39-08	Contracted Services	120,000	154,886	164,886	80,000	-
	<b>Subtotal</b>	<b>344,270</b>	<b>357,016</b>	<b>355,031</b>	<b>282,643</b>	<b>141,541</b>

**FUND 204 9-1-1 SURCHARGE FUND**

**SUMMARY**

		2023/2024	2022/2023	2022/2023	2021/2022	2020/2021
		PROPOSED	REVISED	PROJECTED	YTD	YTD
		BUDGET	BUDGET	ACTUAL	ACTUAL	ACTUAL
<b>Commodities</b>						
204-2310-402.41-01	Postage	200	200	120	11	146
204-2310-402.41-02	Office Supplies	4,000	4,000	2,690	674	1,579
204-2310-402.42-02	Electricity	33,000	30,000	26,947	17,372	16,779
204-2310-402.45-02	Custodial	1,500	1,500	585	622	1,049
204-2310-402.45-03	Equipment Console	-	-	1,267	1,288	38
204-2310-402.45-04	Equip Replacement Parts	-	-	-	-	10
204-2310-402.47-01	Clothing/Uniforms	-	-	-	-	-
	<b>Subtotal</b>	<b>38,700</b>	<b>35,700</b>	<b>31,609</b>	<b>19,967</b>	<b>19,601</b>
<b>Capital Outlay</b>						
204-2310-402.52-02	Buildings	-	-	-	16,830	-
204-2310-402.52-03	Improv other than Bldgs	-	-	-	-	-
204-2310-402.52-04	Office Equipment	2,130,777	2,071,993	289,573	227,989	105,647
204-2310-402.52-05	Machinery & Equip	-	-	-	-	-
204-2310-402.52-08	Controllable	-	-	-	3,732	44,785
	<b>Subtotal</b>	<b>2,130,777</b>	<b>2,071,993</b>	<b>289,573</b>	<b>248,551</b>	<b>150,432</b>
<b>Miscellaneous</b>						
204-2310-402.61-04	Misc/other	400	400	336	423	296
204-2310-402.61-99	Contingency	-	20,240	-	-	-
	<b>Subtotal</b>	<b>400</b>	<b>20,640</b>	<b>336</b>	<b>423</b>	<b>296</b>
	<b>Totals</b>	<b>2,901,500</b>	<b>2,854,380</b>	<b>1,036,041</b>	<b>905,292</b>	<b>642,935</b>

PURPOSE

The Franchise Fee "Green Energy" Fund was created in FY 2012 following passage of a resolution on March 7, 2011. The Ameren Illinois electric and gas franchise fees are the source of revenue for this fund. The current Ameren agreement expires 12/31/2051. The resolution commits the revenues as follows: 1) To fund utility costs that were once considered "utility credits" 2) use 50% of the balance to fund energy efficiency related improvements to city facilities and 3) use 50% of the balance to pay down the city hall's HVAC debt, fund city pension liabilities, and pay down other city bond indebtedness.

BUDGET SUMMARY

Based on the Ameren contract negotiated in FY 2021, we anticipate the Franchis Fee "Green Energy" fund to collect revenues around \$500,220 for the remaining 28 years of the contract.

The Franchise Fee "Green Energy" fund transferred \$440,000 to the General Fund to be used for police/fire pensions and \$60,220 to reimburse for utility credits.

ACCOUNT NUMBER	ACCOUNT DESCRIPTION	2023/2024 PROPOSED BUDGET	2022/2023 REVISED BUDGET	2022/2023 PROJECTED ACTUAL	2021/2022 YTD ACTUAL	2020/2021 YTD ACTUAL
<b>Revenues</b>						
205-0000-313.04-00	Franchise Fees/Ameren	500,220	500,220	500,220	500,220	464,439
205-0000-331.01-01	Interest Income	2,500	1,300	3,592	1,215	1,841
	<b>Totals</b>	<b>502,720</b>	<b>501,520</b>	<b>503,812</b>	<b>501,435</b>	<b>466,280</b>
<b>Capital Outlay</b>						
205-1899-401.52-02	Buildings	-	-	-	-	-
205-1899-401.52-05	Machinery & Equipment	-	-	-	-	-
	<b>Subtotal</b>	<b>-</b>	<b>-</b>	<b>-</b>	<b>-</b>	<b>-</b>
<b>Transfers</b>						
205-1801-491.62-01	Transfer to Gen Fund	500,220	500,250	500,220	500,220	462,511
205-1801-491.62-19	Transfer-Hydro Bond Fd	-	-	-	-	-
205-1801-491.62-21	2013B HVAC Proj Pymt	-	-	-	-	-
	<b>Totals</b>	<b>500,220</b>	<b>500,250</b>	<b>500,220</b>	<b>500,220</b>	<b>462,511</b>

**FUND 210 MOTOR FUEL TAX**

**SUMMARY**

**PURPOSE**

The Illinois Motor Fuel Tax (MFT) Fund is derived from a tax on the privilege of operating motor vehicles upon public highways and of operating recreational watercraft upon the waters of this State, based on the consumption of motor fuel. The Department of Transportation allocates these monies according to the provisions outlined in the MFT fund distribution statute, 35 ILCS 505/8 and distributes MFT to the counties, townships, and municipalities.

**PAST YEAR FISCAL HIGHLIGHTS**

The 6<sup>th</sup> and final installment of the REBUILD ILLINOIS bond grant funds was distributed this past year. In total, the City has received \$2,677,874 over the past 3 years which was used for the reconstruction of North 16<sup>th</sup> Street north of Locust Street and will be used for the replacement of the bridge carrying Harrison Street over Curtis Creek.

**BUDGET SUMMARY**

\$1.1 million has been appropriated for street resurfacing, \$250,000 for crack sealing (This work takes place every 2-3 years. \$500,000 for patching materials, rock salt, streetlights, and other miscellaneous roadway items, \$360,000 has been appropriated to cover the City's share of the Hampshire (8<sup>th</sup> to 10<sup>th</sup>) project

**REVENUE DETAIL**

ACCOUNT NUMBER	ACCOUNT DESCRIPTION	2023/2024	2022/2023	2022/2023	2021/2022	2020/2021
		PROPOSED BUDGET	REVISED BUDGET	PROJECTED ACTUAL	YTD ACTUAL	YTD ACTUAL
<b>Revenues</b>						
210-0000-314.02-09	Motor Vehicle Fuel Tax	1,600,000	1,600,000	1,604,325	1,617,331	1,441,483
210-0000-331.01-01	Interest Income	40,000	10,000	25,225	7,044	10,433
210-0000-342.09-00	Misc Revenue/Other	-	-	-	32,835	-
210-0000-381.02-02	Rebuild Illinois Grant	-	446,312	892,625	892,625	1,338,937
210-0000-383.02-02	State Gov-Infrast Grant	-	-	-	64,000	-
210-0000-391-01-05	Trnfr from Traffic Signal Fd	-	-	-	21,400	-
	<b>Totals</b>	<b>1,640,000</b>	<b>2,056,312</b>	<b>2,522,175</b>	<b>2,635,235</b>	<b>2,790,853</b>

**EXPENDITURE DETAIL**

ACCOUNT NUMBER	ACCOUNT DESCRIPTION	2023/2024	2022/2023	2022/2023	2021/2022	2020/2021
		PROPOSED BUDGET	REVISED BUDGET	PROJECTED ACTUAL	YTD ACTUAL	YTD ACTUAL
<b>Contractual Services</b>						
210-3713-403.31-04	Engineer/Architectural	100,000	100,000	13,898	100,508	2,500
210-3713-403.31-05	Prof Services/Other	-	-	-	-	2,172
210-3713-403.35-05	R&M-Other	-	-	-	985	-
210-3713-403.35-06	R&M-Infrastructure	250,000	50,000	-	-	168,579
210-3713-403.39-02	Advertising/Publishing	3,300	1,900	1,177	911	1,000
	<b>Subtotal</b>	<b>353,300</b>	<b>151,900</b>	<b>15,075</b>	<b>102,404</b>	<b>174,251</b>
<b>Commodities</b>						
210-3713-403.46-01	Concrete	58,600	74,200	5,677	2,912	21,063
210-3713-403.46-02	Asphalt	86,800	71,400	53,420	47,665	32,006
210-3713-403.46-03	Sand, Stone, Gravel	2,000	3,000	7,569	-	784
210-3713-403.46-04	Salt & Cinders	252,000	240,000	241,492	214,461	172,361
210-3713-403.46-11	Other	11,300	45,000	10,678	4,515	3,309
	<b>Subtotal</b>	<b>410,700</b>	<b>433,600</b>	<b>318,836</b>	<b>269,553</b>	<b>229,523</b>
<b>Capital Outlay</b>						
210-3713-403.53-02	Streets-Replacement	3,500,000	3,524,765	1,923,384	679,117	980,392
210-3713-403.53-04	Traffic Signals	80,000	80,000	-	-	21,400
210-3713-403.53-09	Infrastructure-Other	-	-	-	118,901	-
210-3713-403.53-10	Rebuild Illinois Projects	1,021,942	1,021,862	96,822	1,135,932	-
	<b>Subtotal</b>	<b>4,601,942</b>	<b>4,626,627</b>	<b>2,020,206</b>	<b>1,933,950</b>	<b>1,001,792</b>
	<b>Totals</b>	<b>5,365,942</b>	<b>5,212,127</b>	<b>2,354,117</b>	<b>2,305,907</b>	<b>1,405,566</b>

**FUND 211 TRAFFIC SIGNAL FUND**

**SUMMARY**

**PURPOSE**

The Traffic Signal Fund was established to account for construction, maintenance and operation of traffic signals in the City. The Traffic Signal Fund receives revenue from Illinois Department of Transportation for cost sharing of operation and maintenance of traffic signals on state routes. There is also insurance reimbursements which occur when private entities damage traffic signals.

ACCOUNT NUMBER	ACCOUNT DESCRIPTION	2023/2024 PROPOSED BUDGET	2022/2023 REVISED BUDGET	2022/2023 PROJECTED ACTUAL	2021/2022 YTD ACTUAL	2020/2021 YTD ACTUAL
<b>Revenues</b>						
211-0000-331.01-01	Interest Income	300	200	436	203	429
211-0000-342.09-00	Other	10,000	10,000	2,322	8,615	4,464
211-0000-362.03-02	Signs/Posts/Signals	15,000	10,000	17,248	13,479	20,785
211-0000-383.02-01	State Operating Grants	15,000	15,000	12,288	12,613	33,649
	<b>Totals</b>	<b>40,300</b>	<b>35,200</b>	<b>32,294</b>	<b>34,910</b>	<b>59,327</b>
<b>Expenses</b>						
<b>Contractual Services</b>						
211-3715-403.35-02	R&M/Mach & Equip	2,500	2,500	300	178	120
211-3715-403.35-05	R&M/ Other	17,500	2,500	1,923	5,848	3,205
211-3715-403.35-06	R&M/ Infrastructure	5,000	15,000	7,758	(2,673)	11,361
211-3715-403.36-01	Fleet Maintenance	4,500	4,500	2,266	1,817	2,590
211-3715-403.36-03	Equipment & Vehicle	-	-	-	-	-
211-3715-403.36-05	Vehicle Replacement	9,540	9,540	9,540	9,540	-
211-3715-403.39-01	Communications	1,200	1,150	1,155	990	1,028
211-3715-403.39-04	Travel	400	500	-	-	-
211-3715-403.39-05	Mileage Reimb	250	250	-	-	-
211-3715-403.39-07	Regist, Schools, Mtgs	250	250	-	-	-
	<b>Subtotal</b>	<b>41,140</b>	<b>36,190</b>	<b>22,942</b>	<b>15,700</b>	<b>18,304</b>
<b>Commodities</b>						
211-3715-403.45-01	Building Supplies	100	100	-	-	-
211-3715-403.45-03	Equip Consumable	100	500	-	60	91
211-3715-403.45-04	Equip Replace Parts	4,000	9,500	-	1,925	15,369
211-3715-403.45-05	Small Tools/Equip	1,000	1,000	628	350	470
211-3715-403.46-11	Other	17,000	17,000	15,105	8,284	4,593
	<b>Subtotal</b>	<b>22,200</b>	<b>28,100</b>	<b>15,733</b>	<b>10,619</b>	<b>20,523</b>
<b>Capital Outlay</b>						
211-3715-403.52-06	Vehicles	-	-	-	-	74,705
211-3715-403.52-08	Controllable	-	-	-	-	-
	<b>Subtotal</b>	<b>-</b>	<b>-</b>	<b>-</b>	<b>-</b>	<b>74,705</b>
<b>Miscellaneous</b>						
211-3715-403.61-04	Other	200	500	-	-	-
211-3715-491.62-.05	Motor Fuel Tax Fund	-	-	-	21,400	-
	<b>Totals</b>	<b>63,540</b>	<b>64,790</b>	<b>38,675</b>	<b>47,719</b>	<b>113,532</b>

**FUND 212 TOWN ROAD TAX FUND**

**SUMMARY**

**PURPOSE**

Under 605 ILCS5/6-505, the City is entitled to receive one-half of the amount generated from the general road district tax levy on property that lies both within the City of Quincy and Township. Funds are only received from Riverside Township. The statute require that if this money is not appropriated within one year by the City it should be expended to the township road district.

ACCOUNT NUMBER	ACCOUNT DESCRIPTION	2023/2024 PROPOSED BUDGET	2022/2023 REVISED BUDGET	2022/2023 PROJECTED ACTUAL	2021/2022 YTD ACTUAL	2020/2021 YTD ACTUAL
<b>Revenues</b>						
212-0000-312.10-00	Town Road District Levy	6,000	6,000	6,437	5,852	4,707
212-0000-331.01-01	Interest Income	500	750	948	291	749
	<b>Totals</b>	<b>6,500</b>	<b>6,750</b>	<b>7,385</b>	<b>6,143</b>	<b>5,456</b>
<b>Expenses</b>						
<b>Contractual Services</b>						
212-1899-403.35-06	R & M/Infrastructure	-	-	-	-	-
<b>Capital Outlay</b>						
212-1899-403.52-03	Improv other than Bldgs	-	-	-	-	-
212-1899-403.53-02	Streets-Replacement	100,000	100,000	-	-	17,546
	<b>Subtotal</b>	<b>100,000</b>	<b>100,000</b>	<b>-</b>	<b>-</b>	<b>17,546</b>
<b>Miscellaneous</b>						
212-1899-403.61-04	Other	-	-	-	-	-
	<b>Totals</b>	<b>100,000</b>	<b>100,000</b>	<b>-</b>	<b>-</b>	<b>17,546</b>

**PURPOSE**

The Economic Growth Fund was established on December 19, 2020, by City Council Ordinance 9398. The City imposed a 1% Food and Beverage Tax that went into effect May 1, 2020. All revenues derived from the tax shall be used to spur economic development initiatives in Quincy.

**BUDGET SUMMARY**

Programs Funded with revenue from the Food and Beverage Tax:

- Strategic Marketing Contract with North Star
- Quincy's Calling Program
- Tourism Marketing Contract with QACVB
- Retail Recruitment Contract with NextSite
- Vacant Anchor Retail Program
- Bet on Q Entertainment Underwriting
- Hotel Development Fund
- Quincy Workforce Relocation Assistance Program (Q-WRAP)

ACCOUNT NUMBER	ACCOUNT DESCRIPTION	2023/2024 PROPOSED BUDGET	2022/2023 REVISED BUDGET	2022/2023 PROJECTED ACTUAL	2021/2022 YTD ACTUAL	2020/2021 YTD ACTUAL
<b>Revenues</b>						
213-0000-314.01-04	Food & Beverage Tax	1,560,000	1,575,000	1,642,117	1,539,972	318,141
213-0000-331.01-01	Deposit Accounts	2,000	2,000	18,018	3,184	330
213-0000-342.09-00	Other	-	-	-	925	-
	<b>Total</b>	<b>1,562,000</b>	<b>1,577,000</b>	<b>1,660,135</b>	<b>1,544,081</b>	<b>318,471</b>
<b>Expenditure Detail</b>						
<b>Contractual Services</b>						
213-6313-408.31-05	Prof Services/Other	25,000	26,000	22,000	15,000	15,000
213-6313-408.39-04	Travel	-	-	-	-	-
213-6313-408.39-08	Contracted Services	319,000	315,000	352,603	359,289	2,522
	<b>Subtotal</b>	<b>344,000</b>	<b>341,000</b>	<b>374,603</b>	<b>374,289</b>	<b>17,522</b>
<b>Transfers</b>						
213-6313-408.61-04	Miscellaneous Other	-	-	-	275	-
213-6313-408.62-88	Tax Rebate	150,000	78,000	-	-	-
213-6313-408.62-89	Vacant Anchor Grant Disb	2,000,000	1,000,000	-	-	-
213-6313-408.62-90	Event Underwriting Disb	100,000	114,425	153,800	85,575	-
213-6313-408.62-92	Workforce Reloc Asst WRAP	750,000	500,000	159,069	250	-
213-6313-408.62-97	Retail Hospitality Program	500,000	500,000	-	-	-
		<b>3,500,000</b>	<b>2,192,425</b>	<b>312,869</b>	<b>86,100</b>	<b>-</b>
	<b>Total</b>	<b>3,844,000</b>	<b>2,533,425</b>	<b>687,472</b>	<b>460,389</b>	<b>17,522</b>



**PURPOSE**

The Mid-Town Business District Fund was created to address existing blighted conditions and to encourage private investment and the attraction of sound and stable business and commercial growth. The Mid-Town Business District is located north of Broadway Street between North 30<sup>th</sup> and 36<sup>th</sup> Streets, including the entirety of Quincy Town Center and adjacent vacant big box stores.

**BUDGET SUMMARY**

Approved \$100,000 to Cullinan Properties through a Mid-Town Business District Redevelopment Agreement to support a \$1.25 million roof replacement project for the QMG Surgery and Cancer Center building.  
 Approved \$200,000 to Marx Properties through a Mid-Town Business District Redevelopment Agreement to support the construction of a \$1-million retail building at the NE corner of 30<sup>th</sup> and Broadway.

ACCOUNT NUMBER	ACCOUNT DESCRIPTION	2023/2024 PROPOSED BUDGET	2022/2023 REVISED BUDGET	2022/2023 PROJECTED ACTUAL	2021/2022 YTD ACTUAL	2020/2021 YTD ACTUAL
<b>Revenues</b>						
214-0000-314.01-06	Sales Tax-MidTown Bus	168,000	240,000	189,867	144,204	-
214-0000-331.01-01	Interest	200	200	1,989	140	-
	<b>Total</b>	<b>168,200</b>	<b>240,200</b>	<b>191,856</b>	<b>144,344</b>	<b>-</b>
<b>Expenses</b>						
<b>Services</b>						
214-6313-408.31-05	Prof Svc/Other	25,000	25,000	-	-	-
	<b>Subtotal</b>	<b>25,000</b>	<b>25,000</b>	<b>-</b>	<b>-</b>	<b>-</b>
<b>Infrastructure</b>						
214-6313-408.53-09	Infrastructure-Other	50,000	50,000	-	-	-
214-6313-408.62-93	Private Developer Disb	200,000	165,000	100,000	-	-
		<b>250,000</b>	<b>215,000</b>	<b>100,000</b>	<b>-</b>	<b>-</b>
<b>Non -Departmental Trnsfr</b>						
214-1801-491.62-38	CBD Revolving Loan Fund	-	-	-	25,000	-
					25,000	
	<b>Total</b>	<b>275,000</b>	<b>240,000</b>	<b>100,000</b>	<b>25,000</b>	<b>-</b>

**Fund 224 Arts Commission Fund**

**SUMMARY**

The Art Commission Fund is used to align public art priorities with the Quincy Next Strategic Plan and increase support for the arts in Quincy through promoting arts and tourism assets for residents and visitors. The primary source of revenue is public and private donations and grants. These funds are used to develop, maintain, and promote public art projects.

ACCOUNT NUMBER	ACCOUNT DESCRIPTION	2023/2024 PROPOSED BUDGET	2022/2023 REVISED BUDGET	2022/2023 PROJECTED ACTUAL	2021/2022 YTD ACTUAL	2020/2021 YTD ACTUAL
<b>Revenues</b>						
224-0000-321.00-00	Donations Not Restricted	2,000	2,000	-	-	-
224-0000-331.01-01	Deposit Accounts	100	100	98	32	81
224-0000-391.01-00	Transfers from Bank "1"	-	-	-	-	-
	<b>Totals</b>	<b>2,100</b>	<b>2,100</b>	<b>98</b>	<b>32</b>	<b>81</b>
<b>Expenses</b>						
224-1708-407.31-05	Professional-Other	5,000	5,000	-	-	-
224-1708-407.61-04	Misc Other	5,000	5,000	-	700	-
	<b>Totals</b>	<b>10,000</b>	<b>10,000</b>	<b>-</b>	<b>700</b>	<b>-</b>

**FUND 240 POLICE DEPT GRANT FUND**

**SUMMARY**

The Police Department Grant Fund is for all Police Grant awards. These grants include, but are not limited to, Justice Authority Grants (JAG) which may be used for items specifically requested at application.

We anticipate getting the JAG Grant again this year. We have been awarded a grant for Officer Wellness purposes which will be expended during this year.

ACCOUNT NUMBER	ACCOUNT DESCRIPTION	2023/2024 PROPOSED BUDGET	2022/2023 REVISED BUDGET	2022/2023 PROJECTED ACTUAL	2021/2022 YTD ACTUAL	2020/2021 YTD ACTUAL
<b>Revenues</b>						
240-0000-331.01-01	Interest Income	44	44	47	64	30
240-0000-382.02-02	Attorney General	-	-	-	-	-
240-0000-382.03-03	Local Law Enforcement	18,930	19,258	18,680	68,745	24,142
240-0000-382.03-04	Bureau of Justice	105,000	109,000	26,476	3,910	-
240-0000-382.03-06	Dept of Transportation	-	-	-	-	-
240-0000-391.01-00	Transfers from Bank"1"	-	-	-	-	33
	<b>Totals</b>	<b>123,974</b>	<b>128,302</b>	<b>45,203</b>	<b>72,719</b>	<b>24,205</b>
<b>Expenses</b>						
<b>Contractual Services</b>						
240-2110-402-.31-05	Other	9,648	9,648	-	-	-
240-2110-402.32-01	Medical	70,000	74,400	15,250	1,233	-
240-2110-402.35-03	Office Furniture & Equip	3,505	3,505	-	-	-
240-2110-402.39-04	Travel	12,000	15,440	8,209	-	-
240-2110-402.39-07	Regist,Schools,Meetings	7,500	4,500	7,251	-	-
240-2110-402.39-08	Contracted Services	-	-	-	241	14,182
	Subtotal	102,653	107,493	30,710	1,474	14,182
<b>Commodities</b>						
240-2110-402.41-02	Office Supplies	-	-	-	86	170
240-2110-402.46-11	Operational Supplies	9,465	9,340	9,091	3,896	1,163
240-2110-402.47-02	Safety Supplies	-	-	-	5,252	2,261
	Subtotal	9,465	9,340	9,091	9,234	3,594
<b>Capital Outlay</b>						
240-2110-402.52-08	Controllable	1,550	1,551	673	40,747	15,536
240-2110-402.52-09	Leashold Improvements	-	-	-	1,567	1,377
	Subtotal	1,550	1,551	673	42,314	16,913
<b>Transfers</b>						
240-1801-491.62-11	Police Grant Fund 240	-	-	-	-	-
240-1801-402.62-80	Adams Co Non-Depart	9,465	9,340	-	-	-
240-1801-491.62-80	Transfers to Adams Co	-	-	7,585	7,585	8,004
		9,465	9,340	7,585	7,585	8,004
	<b>Totals</b>	<b>123,133</b>	<b>127,724</b>	<b>48,059</b>	<b>60,607</b>	<b>42,693</b>

**FUND 241 POLICE DONATIONS FUND**

**SUMMARY**

The Police Donations Fund is for any monetary donations made to the police department. They include funding donated for specific purposes such as: Citizen's Police Academy, DARE, and Auxiliary.

ACCOUNT NUMBER	ACCOUNT DESCRIPTION	2023/2024 PROPOSED BUDGET	2022/2023 REVISED BUDGET	2022/2023 PROJECTED ACTUAL	2021/2022 YTD ACTUAL	2020/2021 YTD ACTUAL
<b>Revenues</b>						
241-0000-321.00-00	Donation-Not Restricted	8,000	8,000	14,820	11,688	18,717
241-0000-331.01-01	Interest Income	400	400	356	110	251
241-0000-342.09-00	Misc Other	-	-	30	35	-
241-0000-382.01-10	Restricted Contributions	-	-	1,000	-	-
	<b>Totals</b>	<b>8,400</b>	<b>8,400</b>	<b>16,206</b>	<b>11,833</b>	<b>18,968</b>
<b>Expenses</b>						
<b>Contractual Services</b>						
241-2110-402.35-04	R&M-Vehicles	-	-	-	-	-
241-2110-402.39-03	Printing & Binding	150	150	-	147	-
241-2110-402.39-07	Regist,Schools,Meetings	6,000	8,200	-	950	-
	Subtotal	6,150	8,350	-	1,097	-
<b>Commodities</b>						
241-2110-402.43-00	Food	4,000	2,500	2,317	3,628	-
241-2110-402.46-11	Operational Supplies	12,725	16,500	15,310	10,168	9,332
241-2110-402.47-01	Clothing/Uniforms	500	500	-	315	-
241-2110-402.47-02	Safety Equipment	7,500	10,500	-	-	-
	Subtotal	24,725	30,000	17,627	14,111	9,332
<b>Capital Outlay</b>						
241-2110-402.52-08	Controllable	7,000	10,000	-	-	-
<b>Miscellaneous</b>						
241-2110-402.61-04	Other	500	500	-	-	313
	<b>Totals</b>	<b>38,375</b>	<b>48,850</b>	<b>17,627</b>	<b>15,208</b>	<b>9,645</b>

**FUND 242 STATE FORFEITURE FUND**

**SUMMARY**

The State Forfeiture Fund revenues are either drug fines from the Adams County Circuit Clerk or forfeitures from state criminal cases when the West Central Illinois Task Force is involved. This fund may be used for equipment, investigations, training, travel and transportation, awards and memorials, education and awareness programs, related to crime investigations, crime prevention and community outreach. We anticipate using forfeiture funds to construct a vehicle storage area at Central Services.

ACCOUNT NUMBER	ACCOUNT DESCRIPTION	2023/2024 PROPOSED BUDGET	2022/2023 REVISED BUDGET	2022/2023 PROJECTED ACTUAL	2021/2022 YTD ACTUAL	2020/2021 YTD ACTUAL
<b>Revenues</b>						
242-0000-331.01-01	Interest Income	50	50	342	76	119
242-0000-362.05-02	Drug Fines	3,000	3,000	2,545	2,512	2,549
242-0000-382.02-04	State Forfeitures	13,000	13,000	1,812	2,788	4,350
	<b>Totals</b>	<b>16,050</b>	<b>16,050</b>	<b>4,699</b>	<b>5,376</b>	<b>7,018</b>
<b>Expenses</b>						
<b>Commodities</b>						
242-2110-402.35-05	Other	-	6,748	6,747	-	-
242-2110-402.39-07	Regist,Schools,Mtgs	10,000	3,252	-	-	3,700
242-2110-402.46-11	Operational Supplies	200	200	-	169	-
<b>Capital Outlay</b>						
242-2110-402.52-05	Machinery & Equip	-	-	-	-	-
242-2110-402.52-06	Vehicles	2,000	2,000	-	-	-
242-2110-402.52-08	Controllables	2,000	2,000	-	-	-
<b>Miscellaneous</b>						
242-2110-402.61-04	Other	10,000	10,000	259	3,650	2,273
	<b>Totals</b>	<b>24,200</b>	<b>24,200</b>	<b>7,006</b>	<b>3,819</b>	<b>5,973</b>

**FUND 243 FEDERAL FORFEITURE FUND**

**SUMMARY**

Federal Forfeiture Fund revenues are from asset forfeiture in regard to federal criminal cases. The money comes mostly through the West Central Illinois Task Force. This fund may be used to purchase equipment related to criminal enforcement.

ACCOUNT NUMBER	Description	2023/2024 PROPOSED BUDGET	2022/2023 REVISED BUDGET	2022/2023 PROJECTED ACTUAL	2021/2022 YTD ACTUAL	2020/2021 YTD ACTUAL
<b>Revenues</b>						
243-0000-331.01-01	Interest Income	10	10	37	13	7
243-0000-382.03-02	Federal Forfeiture	5,000	5,000	-	-	-
243-0000-391.01-01	General Fund	-	-	-	4,124	-
	<b>Totals</b>	<b>5,010</b>	<b>5,010</b>	<b>37</b>	<b>4,137</b>	<b>7</b>
<b>Expenses</b>						
<b>Contractual Services</b>						
243-2110-402.35-02	R&M - Mach & Equip	1,000	2,000	1,733	480	-
<b>Capital Outlay</b>						
243-2110-402.52-08	Controllable	-	-	499	499	-
<b>Miscellaneous</b>						
243-2110-402.61-04	Other	1,470	5,000	-	-	-
	<b>Totals</b>	<b>2,470</b>	<b>7,000</b>	<b>2,232</b>	<b>979</b>	<b>-</b>

**FUND 244 CRIME LAB FUND**

**SUMMARY**

The Crime Lab Fund receives funding when an offender is ordered to pay certain court cost, fees and fines. Reimbursement fees for cannabis processing done by our Crime Scene Technician are considered a crime lab fee. This fund may be used to purchase items related to crime scene/evidence processing.

ACCOUNT NUMBER	ACCOUNT DESCRIPTION	2023/2024 PROPOSED BUDGET	2022/2023 REVISED BUDGET	2022/2023 PROJECTED ACTUAL	2021/2022 YTD ACTUAL	2020/2021 YTD ACTUAL
<b>Revenues</b>						
244-0000-321.00-00	Donations-Not restricted	-	-	-	-	-
244-0000-331.01-01	Interest Income	300	300	121	39	160
244-0000-362.01-08	Other Reimb	4,000	4,000	2,521	3,630	2,336
244-0000-361.01-16	Fingerprinting Fees	2,000	2,000	750	1,650	1,400
244-0000-362.01-17	Electronic Tickets	3,500	3,500	4,297	4,845	3,601
	<b>Totals</b>	<b>9,800</b>	<b>9,800</b>	<b>7,689</b>	<b>10,164</b>	<b>7,497</b>
<b>Expenses</b>						
<b>Contractual Services</b>						
244-2110-402.35-02	Machinery & Equipment	550	550	-	550	-
244-2110-402.39-04	Travel	2,000	1,650	279	-	32
244-2110-402.39-05	Mileage Reimb	850	850	-	-	-
244-2110-402.39-07	Regist, Schools, Mtngs	2,500	2,500	-	-	-
244-2110-402.39-08	Contracted Services	2,000	2,000	927	2,634	4,356
		7,900	7,550	1,206	3,184	4,388
<b>Commodities</b>						
244-2110-402.41-02	Office Supplies	2,500	2,500	762	1,307	3,417
244-2110-402.46-11	Operational Supples	5,500	5,876	4,706	1,327	7,076
244-2110-402.47-02	Safety Equipment	-	-	-	-	-
244-2110-402.47-03	Training Supplies	-	-	-	-	-
		8,000	8,376	5,468	2,634	10,493
<b>Capital Outlay</b>						
244-2110-402.52-08	Controllable	1,500	1,274	349	431	4,918
244-2110-402.52-09	Leasehold Improvement	-	-	-	5,144	-
		1,500	1,274	349	5,575	4,918
<b>Miscellaneous</b>						
244-2110-402.61-04	Other	-	-	43	838	3,713
	<b>Totals</b>	<b>17,400</b>	<b>17,200</b>	<b>7,066</b>	<b>12,231</b>	<b>23,512</b>

**FUND 245 FIRE DEPT EDUCATION & APPARATUS FUND**

**SUMMARY**

The Fire Dept Education and Apparatus Fund has been in existence since before FY 2000.

ACCOUNT NUMBER	ACCOUNT DESCRIPTION	2023/2024 PROPOSED BUDGET	2022/2023 REVISED BUDGET	2022/2023 PROJECTED ACTUAL	2021/2022 YTD ACTUAL	2020/2021 YTD ACTUAL
<b>Revenues</b>						
245-0000-321.00-00	Donations-Not Restricted	1,000	1,000	-	-	-
245-0000-331.01-01	Interest Income	100	100	96	31	74
	<b>Totals</b>	<b>1,100</b>	<b>1,100</b>	<b>96</b>	<b>31</b>	<b>74</b>
<b>Expenses</b>						
<b>Contractual Services</b>						
245-2210-402.35-02	R&M-Mach & Equip	500	500	-	-	-
<b>Commodities</b>						
245-2210-402.46-11	Operational Supplies	5,000	5,000	-	-	-
	<b>Totals</b>	<b>5,500</b>	<b>5,500</b>	<b>-</b>	<b>-</b>	<b>-</b>

**FUND 246 FIRE DONATIONS FUND**

**SUMMARY**

The Fire Donations Fund is used for all monetary donations made for fire operations. Some of the past donations have been for thermal imaging cameras, water rescue boat, and fire rehab team.

ACCOUNT NUMBER	ACCOUNT DESCRIPTION	2023/2024 PROPOSED BUDGET	2022/2023 REVISED BUDGET	2022/2023 PROJECTED ACTUAL	2021/2022 YTD ACTUAL	2020/2021 YTD ACTUAL
<b>Revenues</b>						
246-0000-321.00-00	Donation-Not Restricted	1,500	1,500	1,140	6,147	1,025
246-0000-331.01-01	Interest Income	75	50	120	34	60
	<b>Totals</b>	<b>1,575</b>	<b>1,550</b>	<b>1,260</b>	<b>6,181</b>	<b>1,085</b>
<b>Expenses</b>						
<b>Contractual Services</b>						
246-2210-402.35-05	Other	2,500	2,200	2,175	-	-
<b>Commodities</b>						
246-2210-402.45-06	Vehicle	-	-	-	-	-
246-2210-402.46-11	Other	1,000	1,000	90	-	1,697
	<b>Subtotal</b>	<b>1,000</b>	<b>1,000</b>	<b>90</b>	<b>-</b>	<b>1,697</b>
<b>Capital Outlay</b>						
246-2210-402.52-05	Machinery & Equip	7,000	7,000	-	-	-
246-2210-402.52-08	Controllable	2,230	(2,200)	2,265	-	-
		9,230	4,800	2,265	-	-
<b>Miscellaneous</b>						
246-2210-402.61-04	Other	-	-	-	-	-
	<b>Totals</b>	<b>10,230</b>	<b>5,800</b>	<b>2,355</b>	<b>-</b>	<b>1,697</b>

**FUND 247 FIRE DEPARTMENT GRANT FUND**

**SUMMARY**

The Fire Department Grant Fund is specifically for Fire Grant Funds.  
 The Fire Department applies for Federal grant funding through the Assistance to Firefighter's grant program under the umbrella of FEMA.

ACCOUNT NUMBER	ACCOUNT DESCRIPTION	2023/2024 PROPOSED BUDGET	2022/2023 REVISED BUDGET	2022/2023 PROJECTED ACTUAL	2021/2022 YTD ACTUAL	2020/2021 YTD ACTUAL
<b>Revenues</b>						
247-0000-331.01-01	Interest Income	15	10	3	1	2
247-0000-342.09-00	Other	-	-	-	-	-
247-0000-382.02-01	State Grants	-	-	-	-	-
247-0000-382.03-05	FEMA Grants	-	-	-	-	-
247-0000-391.01-01	General Fund	-	-	-	-	-
	<b>Totals</b>	<b>15</b>	<b>10</b>	<b>3</b>	<b>1</b>	<b>2</b>
<b>Expenses</b>						
<b>Commodities</b>						
247-2210-402.46-11	Operational Supplies	340	340	-	-	-
<b>Capital Outlay</b>						
247-2210-402.52-05	Mach & Equip	-	-	-	-	-
247-2210-402.52-08	Controllable	-	-	-	-	-
<b>Transfers</b>						
247-2210-491.62-15	To Capital Projects	-	-	-	-	-
	<b>Totals</b>	<b>340</b>	<b>340</b>	<b>-</b>	<b>-</b>	<b>-</b>



FUND 248 POLICE CRIMINAL REGISTRATION FEE FUND

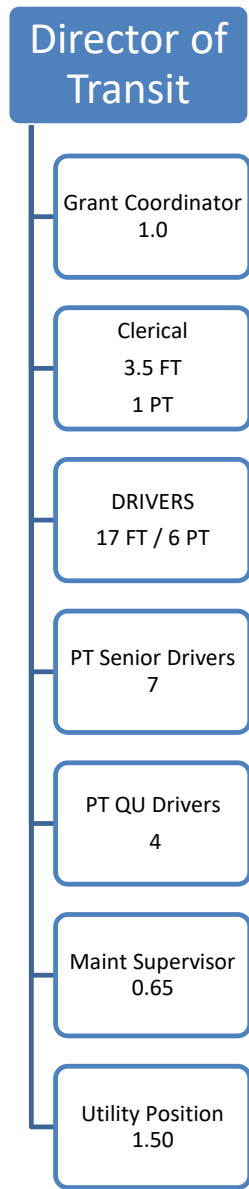
SUMMARY

This fund was created in FYE 2019 to account for the collection of registration fees from criminal sexual predators and violent offenders of youth. The collection of this fee follows the State Code/Public Act which enacts collection. The revenue can be used for equipment related to sex offender registration & investigations, including overtime costs. These OT costs are reimbursed as transfers to the General Fund.

ACCOUNT NUMBER	ACCOUNT DESCRIPTION	2023/2024 PROPOSED BUDGET	2022/2023 REVISED BUDGET	2022/2023 PROJECTED ACTUAL	2021/2022 YTD ACTUAL	2020/2021 YTD ACTUAL
<b>Revenues</b>						
248-0000-331.01-01	Interest Income	150	150	419	120	235
248-0000-342.09-00	Other	-	-	-	-	-
248-0000-362.06-01	Sex Offend Reg Fees	25,000	15,000	12,480	12,415	15,580
248-0000-362.06-02	Violent Offend-Youth	200	-	160	180	450
248-0000-391.01-90	Transfers from Bnk "1"	-	-	-	-	-
	<b>Totals</b>	<b>25,350</b>	<b>15,150</b>	<b>13,059</b>	<b>12,715</b>	<b>16,265</b>
<b>Transfers</b>						
248-1801-491.62-01	Tranfers to GF	10,000	10,000	6,724	6,724	8,767
<b>Services</b>						
248-2110-402.36-03	Rentals/Equipment	9,500	9,740	-	-	-
248-2110-402.39-04	Travel	500	260	258	-	-
248-2110-402.39-08	Contracted Services	-	-	300	300	-
<b>Supplies</b>						
248-2110-402.41-02	Office Supplies	10,000	10,000	494	48	-
248-2110-402.46-11	Operational Supplies	10,000	10,000	488	112	487
			-	-		-
<b>Capital Outlay</b>						
248-2110-402.52.08	Controllable	10,000	10,000	665	-	-
	<b>Totals</b>	<b>50,000</b>	<b>50,000</b>	<b>8,929</b>	<b>7,184</b>	<b>9,254</b>

The Police DUI Fund receives revenues through fines assessed to those found / pleads guilty to Driving Under the Influence and must pay a fee to the arresting agency. This fund may be used to pay for training, equipment and other costs related to DUI and traffic safety

ACCOUNT NUMBER	ACCOUNT DESCRIPTION	2023/2024 PROPOSED BUDGET	2022/2023 REVISED BUDGET	2022/2023 PROJECTED ACTUAL	2021/2022 YTD ACTUAL	2020/2021 YTD ACTUAL
<b>Revenues</b>						
249-0000-331.01-01	Interest Income	300	300	704	277	901
249-0000-342.09-00	Misc Revenue	-	-	-	-	3,000
249-0000-362.01-10	DUI Reimbursement	30,000	27,000	16,487	20,853	20,601
	<b>Totals</b>	<b>30,300</b>	<b>27,300</b>	<b>17,191</b>	<b>21,130</b>	<b>24,502</b>
<b>Expenses</b>						
<b>Contractual Services</b>						
249-2110-402.35-02	R&M/Mach & Equip	15,000	15,000	356	110	950
249-2110-402.39-07	Regist, Schools, Mtngs	40,000	39,470	31,089	24,488	1,962
249-2110-402.39-08	Contracted Services	1,000	-	823	612	470
		56,000	54,470	32,268	25,210	3,382
<b>Commodities</b>						
249-2110-402.41.01	Postage	-	-	-	-	-
249-2110-402.41.02	Office Supplies	1,000	1,000	-	-	-
249-2110-402.46-11	Operational Supplies	10,000	10,000	394	2,707	3,804
249-2110-402.47-02	Safety Equipment	14,000	14,000	821	10,400	-
		25,000	25,000	1,215	13,107	3,804
<b>Capital Outlay</b>						
249-2110-402.52-04	Office Equipment	-	-	-	-	-
249-2110-402.52-05	Machinery & Equip	-	-	-	17,380	29,111
242-2110-402.52-06	Vehicles	-	-	-	-	-
249-2110-402.52-08	Controllables	1,000	530	529	-	-
249-2110-402.52-09	Leashold Improvements	-	-	-	-	-
		1,000	530	529	17,380	29,111
<b>Miscellaneous</b>						
249-2110-402.61-04	Other	-	-	-	-	-
	<b>Totals</b>	<b>82,000</b>	<b>80,000</b>	<b>34,012</b>	<b>55,697</b>	<b>36,297</b>



**PURPOSE**

Quincy Transit Lines (QTL) has 8 fixed route buses operating Monday through Friday which cover the entire City of Quincy. Fixed route service also operates on Saturday, Sunday and Holidays with 2 routes. QTL provides paratransit services 7 days per week and on holidays. Monday through Friday we operate 5 paratransit buses and on Saturday, Sunday and Holidays we operate 1 bus. In addition to these operations we also provide Senior Transportation using 4 vans Monday through Friday.

**GOALS**

Quincy Transit Lines is looking forward to getting several projects underway in the next year.

--The grants for the rebuild of the old Transit building and addition of an automated bus wash has been secured and we are working through the steps in this process now. This project will also replace all of the concrete at Central Services which is in desperate need of replacement.

--We secured an additional grant to redesign / rebuild the current 7<sup>th</sup> and Jersey Transfer point moving off the street and into parking lot "A" located on the northwest corner of 7<sup>th</sup> and Jersey, this will include a complete redesign and rebuild of the entire lot.

**PAST FISCAL YEAR HIGHLIGHTS**

- 1) Quincy Transit received additional Grant funding this past year. A Rebuild Illinois Capital grant that was awarded in the amount of \$1,249,400 and a second award for an additional \$3,892,394 from Round III for a total of \$5,141,834.00. This grant will pay 100% of the projected cost.
- 2) Two Capital Grant requests using CARES funds to cover the cost of upgrading our radio system to allow for better communications to all of our buses especially those that travel into the county for patrons and the addition of cameras to all transit vehicles, the requested amounts for these grant are \$100,000 and \$125,000 respectively. These are currently under review by IDOT.

**BUDGET SUMMARY**

This year the proposed budget includes \$3,296,350 in Downstate Operating Assistance grant funding, \$693,292 in Federal 5311 Grant funding an increase of \$93,039 and the \$150,000 Technology Grant for our Route Study. The Grants for the relocation of the Transfer Point and the Rehabilitation of the building are show in fund 305. This year I have reduced my request for City funding down from \$285,143 to \$204,570 a reduced in cost to the City of \$80,573. We have held this amount at or below \$285,000 since prior to the 2018 Fiscal Year.

**REVENUE SUMMARY**

ACCOUNT DESCRIPTION	2023/2024		2022/2023	2022/2023	2021/2022
	PROPOSED BUDGET	% Change	REVISED BUDGET	PROJECTED ACTUAL	YTD ACTUAL
Other Income	47,570	0.00%	47,570	57,355	60,238
Charges for Services	580,000	0.00%	580,000	174,089	1,558,758
Grants	4,236,642	0.63%	4,209,960	2,403,354	3,399,395
Transfers from General Fund	204,570	-28.26%	285,143	285,143	285,143
<b>Total</b>	<b>5,068,782</b>	<b>-1.05%</b>	<b>5,122,673</b>	<b>2,919,941</b>	<b>5,303,534</b>

**FUND 250 QUINCY TRANSIT LINES**

**SUMMARY**

<b>EXPENSE SUMMARY</b>					
ACCOUNT DESCRIPTION	2023/2024		2022/2023	2022/2023	2021/2022
	PROPOSED	% Change	REVISED	PROJECTED	YTD
	BUDGET		BUDGET	ACTUAL	ACTUAL
Salaries & Benefits	2,485,499	1.89%	2,439,387	2,316,090	2,315,554
Contractual Services	2,441,015	22.31%	1,995,809	1,172,399	895,309
Commodities	58,280	2.17%	57,040	36,186	35,094
Capital Outlay	33,139	-53.65%	71,496	35,188	29,049
Miscellaneous	50,850	-89.60%	488,716	274,609	299,020
<b>Totals</b>	<b>5,068,783</b>	<b>0.32%</b>	<b>5,052,448</b>	<b>3,834,472</b>	<b>3,574,026</b>
Totals by Division					
3410 Administration	200,899	-0.26%	201,431	189,980	184,371
3412 Clerical	182,784	-0.66%	184,000	154,188	160,772
3413 Drivers	1,984,173	2.54%	1,935,094	1,815,772	1,823,148
3414 Operations	2,536,092	-1.12%	2,564,869	1,517,577	1,257,692
3415 Maintenance Supervision	164,835	-1.33%	167,054	156,955	148,043
<b>Totals</b>	<b>5,068,783</b>	<b>0.32%</b>	<b>5,052,448</b>	<b>3,834,472</b>	<b>3,574,026</b>

<b>STAFFING</b>				
	FY 2024 PROPOSED	FY 2023 Budget	FY 2022 Budget	FY 2021 Budget
Authorized Full Time Positions	24.15	24.15	23.65	23.65
Authorized Part Time Positions	17	17	18	18

The proposed budget includes the following Transit Department staff:

<b>Position</b>	<b>Full Time Equivalents (FTE)</b>
Director of Transit	1.00
Grant Coordinator	1.00
Clerical	3.00
Fixed Route / Para Drivers	17.00
Maintenance	2.15
Total Full-Time	24.15
Part Time	6.00
Senior Drivers	7.00
QU drivers	4.00
Part Time Clerical	0.00
Total Part-Time	17.00

**FUND 250 QUINCY TRANSIT LINES**

**REVENUE  
DETAIL SUMMARY**

		<b>REVENUES</b>				
ACCOUNT NUMBER	ACCOUNT DESCRIPTION	2023/2024 PROPOSED BUDGET	2022/2023 REVISED BUDGET	2022/2023 PROJECTED ACTUAL	2021/2022 YTD ACTUAL	2020/2021 YTD ACTUAL
250-0000-331.01-01	Interest Income	1,200	1,200	662	1,889	949
250-0000-342.09-00	Other	2,050	2,050	4,310	300	4,904
250-0000-343.01-00	Bus Wrap Advertising	44,320	44,320	52,383	58,049	47,261
250-0000-361.06-01	Passenger Fares	70,000	70,000	47,124	42,544	33,889
250-0000-361.06-02	Special Transit Fares	10,000	10,000	4,999	3,622	4,055
250-0000-381.03-05	CARES grant	500,000	500,000	121,966	1,512,592	1,331,617
250-0000-361.06-03	Charter Service	-	-		-	-
250-0000-383.01-01	Local/Operating Grants	110,000	125,000	120,061	114,694	83,876
250-0000-383.02-01	State/Operating Grants	3,296,350	3,296,350	1,323,604	2,314,187	40,258
250-0000-383.02-02	Cap Exp/Infrastr Grant	137,000	188,357	35,188	28,664	-
250-0000-383.03-01	Fed/Operating Grants	693,292	600,253	924,501	941,850	65,525
250-0000-383.03-02	Cap Exp/Infrastr Grant	-	-		-	-
250-0000-383.03-06	Dept of Trnsprt Grant	-	-		-	-
250-0000-391.01-01	Trnfr from General Fund	204,570	285,143	285,143	285,143	85,143
<b>Totals</b>		<b>5,068,782</b>	<b>5,122,673</b>	<b>2,919,941</b>	<b>5,303,534</b>	<b>1,697,477</b>

**FUND 250 QUINCY TRANSIT LINES**

**TRANSIT  
Administration  
Detail**

ACCOUNT NUMBER	ACCOUNT DESCRIPTION	2023/2024	2022/2023	2022/2023	2021/2022	2020/2021
		PROPOSED BUDGET	REVISED BUDGET	PROJECTED ACTUAL	YTD ACTUAL	YTD ACTUAL
<b>Salaries &amp; Benefits</b>						
250-3410-403.11-01	Regular Salary/Wages	123,529	122,423	117,108	111,719	107,190
250-3410-403.11-02	Overtime	-	-	-	-	-
250-3410-403.11-03	Sick Pay	1,454	1,253	1,820	3,548	170
250-3410-403.11-04	Holiday Pay	7,614	7,075	6,769	6,354	6,312
250-3410-403.11-15	Vacation Pay	8,800	8,317	8,798	6,184	4,109
250-3410-403.11-16	Major Medical Pay	-	-	-	-	-
250-3410-403.11-17	Sick Pay Buy Back	4,034	3,916	3,753	2,104	3,671
250-3410-403.11-18	Vac Pay Buy Back	-	-	-	-	-
250-3410-403.21-01	Group Insurance	33,739	34,145	33,845	34,145	33,181
250-3410-403.21-03	Board Paid Life Ins	194	183	184	183	126
250-3410-403.22-01	Social Security	9,017	8,754	7,826	7,282	6,897
250-3410-403.22-02	Medicare	2,109	2,047	1,830	1,703	1,613
250-3410-403.22-03	Unemployment Comp	200	200	200	200	200
250-3410-403.23-01	IMRF	5,817	8,726	7,847	10,949	12,737
	<b>Subtotal</b>	<b>196,507</b>	<b>197,039</b>	<b>189,980</b>	<b>184,371</b>	<b>176,206</b>
<b>Contractual Services</b>						
250-3410-403.36-02	Rentals/Land & Blding	4,392	4,392	-	-	-
	<b>Totals</b>	<b>200,899</b>	<b>201,431</b>	<b>189,980</b>	<b>184,371</b>	<b>176,206</b>

**TRANSIT  
Clerical  
Detail**

<b>Salaries &amp; Benefits</b>						
250-3412-403.11-01	Regular Salary/Wages	103,916	104,893	93,063	85,605	71,174
250-3412-403.11-02	Overtime	-	-	-	-	388
250-3412-403.11-03	Sick Pay	4,120	2,469	1,813	3,548	448
250-3412-403.11-04	Holiday Pay	6,409	4,726	5,232	4,517	3,569
250-3412-403.11-15	Vacation Pay	4,578	3,466	2,050	1,696	2,952
250-3412-403.11-17	Sick Pay Buy Back	-	-	-	1,614	993
250-3412-403.11-18	Vac Pay Buy Back	-	-	-	-	-
250-3412-403.12-01	Temp EE Salary Wages	-	-	-	3,360	-
250-3412-403.21-01	Group Insurance	49,304	51,937	38,670	44,912	37,426
250-3412-403.21-03	Board Paid Life Ins	291	228	243	233	135
250-3412-403.22-01	Social Security	7,379	7,466	5,746	5,239	4,280
250-3412-403.22-02	Medicare	1,726	1,374	1,344	1,225	1,001
250-3412-403.22-03	Unemployment Comp	300	300	300	300	300
250-3412-403.23-01	IMRF	4,761	7,141	5,727	8,523	8,352
	<b>Totals</b>	<b>182,784</b>	<b>184,000</b>	<b>154,188</b>	<b>160,772</b>	<b>131,018</b>

**FUND 250 QUINCY TRANSIT LINES**

**TRANSIT  
DRIVERS  
Detail**

ACCOUNT NUMBER	ACCOUNT DESCRIPTION	2023/2024	2022/2023	2022/2023	2021/2022	2020/2021
		PROPOSED BUDGET	REVISED BUDGET	PROJECTED ACTUAL	YTD ACTUAL	YTD ACTUAL
<b>Salaries &amp; Benefits</b>						
250-3413-403.11-01	Regular Salary/Wages	781,290	758,606	692,968	647,302	648,644
250-3413-403.11-02	Overtime	96,206	93,411	121,707	122,289	86,200
250-3413-403.11-03	Sick Pay	24,549	23,838	26,865	28,804	23,089
250-3413-403.11-04	Holiday Pay	25,774	25,027	27,787	24,586	24,431
250-34-13-403-11-05	Clothing Allowance	-	6,800			-
250-3413-403.11-15	Vacation Pay	45,015	43,706	44,009	51,276	34,087
250-3413-403.11-16	Major Medical Pay	-	-	5,056	932	1,814
250-3413-403.11-17	Sick Pay Buy Back	5,957	5,785	3,364	3,478	4,186
250-3413-403.11-18	Vac Pay Buy Back	6,432	6,245	3,191		-
250-3413-403.11-19	Personal Day Pay	26,687	25,915	30,736	35,170	15,434
250-3413-403.11-20	Personal Day Buy Back	28,921	28,082	15,138	17,698	28,114
250-3413-403.12-01	Temp Salaries	420,573	386,235	391,132	394,515	374,027
250-3413-403.12-02	Overtime	13,296	12,946	18,973	21,862	20,849
250-3413-403.12-19	Personal Day Pay	3,650	3,553	-		-
250-3413-403.21-01	Group Insurance	297,011	293,330	255,992	267,513	309,050
250-3413-403.21-03	Board Paid Life Ins	2,231	2,100	1,999	1,902	1,386
250-3413-403.21-04	Workers' Comp		-			
250-3413-403.22-01	Social Security	87,902	80,881	82,760	80,626	75,336
250-3413-403.22-02	Medicare	20,558	18,916	19,355	18,856	17,619
250-3413-403.22-03	Unemployment Comp	3,500	3,500	3,500	3,500	3,500
250-3413-403.23-01	IMRF	51,321	72,918	70,860	102,674	119,933
250-3413-403.24-03	CDL Reimbursement	500	500	380	65	165
<b>Totals</b>		<b>1,941,373</b>	<b>1,892,294</b>	<b>1,815,772</b>	<b>1,823,048</b>	<b>1,787,864</b>
<b>Miscellaneous</b>						
250-3413-403.61-03	Employee Awards	42,800	42,800		100	50
<b>Subtotal</b>		<b>42,800</b>	<b>42,800</b>		<b>100</b>	<b>50</b>
<b>Totals</b>		<b>1,984,173</b>	<b>1,935,094</b>	<b>1,815,772</b>	<b>1,823,148</b>	<b>1,787,914</b>



**FUND 250 QUINCY TRANSIT LINES**

**TRANSIT  
OPERATIONS**

ACCOUNT NUMBER	ACCOUNT DESCRIPTION	2023/2024	2022/2023	2022/2023	2021/2022	2020/2021
		PROPOSED BUDGET	REVISED BUDGET	PROJECTED ACTUAL	YTD ACTUAL	YTD ACTUAL
<b>Contractual Services</b>						
250-3414-403.31-01	Audit	16,200	10,125	10,125	9,875	9,750
250-3414-403.31-02	Contracted Legal	-	-	-	595	-
250-3414-403.31-05	Other	504,112	457,784	136,287	524	1,682
250-3414-403.32-01	Medical	4,875	4,875	2,086	2,388	-
250-3414-403.34-03	Custodial	5,500	5,500	-	-	121
250-3414-403.34-06	Linens mats, mops,uniform	5,000	5,000	1,357	4,473	6,109
250-3414-403.35-01	R&M-Buildings	18,200	18,200	14,200	14,458	5,861
250-3414-403.35-02	R&M-Mach & Equip	38,525	33,500	200	8,477	4,744
250-3414-403.35-03	Office Furniture & Equip	17,050	15,500	-	-	-
250-3414-403.35-04	R&M-Vehicles	13,500	13,500	-	-	1,600
250-3414-403.35-05	Rep & Maint -Other	18,500	18,500	635	520	896
250-3414-403.36-01	Fleet Maintenance	1,481,096	1,128,500	762,007	612,349	446,859
250-3414-403.36-03	Rental/Equip & Vehicle	1,500	1,500	396	363	396
250-3414-403.38-01	MICA	235,515	200,883	200,883	200,883	200,883
250-3414-403.39-01	Communications	23,500	23,500	14,451	12,212	13,660
250-3414-403.39-02	Advertising/Publishing	3,500	3,500	2,712	2,718	1,063
250-3414-403.39-03	Printing & Binding	9,900	9,900	1,283	1,191	1,884
250-3414-403.39-04	Travel	2,500	2,500	600	595	107
250-3414-403.39-05	Mileage Reimb	3,700	3,700	86	-	101
250-3414-403.39-07	Regist, Schools, Mtgs	750	750	600	600	-
250-3414-403.39-08	Contracted Services	33,200	33,200	23,686	22,408	21,825
	<b>Subtotal</b>	<b>2,436,623</b>	<b>1,990,417</b>	<b>1,171,594</b>	<b>894,629</b>	<b>717,541</b>
<b>Commodities</b>						
250-3414-403.41-01	Postage	500	500	321	324	128
250-3414-403.41-02	Office Supplies	2,350	2,350	1,564	1,835	2,383
250-3414-403.42-01	Natural Gas	10,133	9,650	7,449	5,332	7,602
250-3414-403.42-02	Electricity	15,897	15,140	15,173	9,685	8,094
250-3414-403.45-01	Building Supplies	-	-	197	115	146
250-3414-403.45-02	Custodial Supplies	1,500	1,500	1,310	662	1,700
250-3414-403.45-03	Equip Consumable	-	-	209	-	139
250-3414-403.45-04	Equip Replace Parts	1,500	1,500	222	222	690
250-3414-403.45-05	Small Tools	1,000	1,000	261	653	226
250-3414-403.46-08	Paint	200	200	-	-	-
250-3414-403.46-11	Operational Supplies	11,950	11,950	3,280	9,422	2,814
250-3414-403.47-01	Clothing/Uniforms	12,500	12,500	6,200	6,800	-
250-3414-403.47-02	Safety Equipment	750	750	-	44	101
250-3414-403.47-03	Training Supplies	-	-	-	-	-
	<b>Subtotal</b>	<b>58,280</b>	<b>57,040</b>	<b>36,186</b>	<b>35,094</b>	<b>24,023</b>
<b>Capital Outlay</b>						
250-3414-403.52-02	Buildings	-	-	-	-	-
250-3414-403.52-03	Improv other than Bldgs	-	-	-	-	-
250-3414-403.52-04	Office Equipment	22,500	22,500	-	-	13,000
250-3414-403.52-06	Vehicles	-	38,357	35,188	28,664	-
250-3414-403.52-08	Controllable	10,639	10,639	-	385	2,493
	<b>Subtotal</b>	<b>33,139</b>	<b>71,496</b>	<b>35,188</b>	<b>29,049</b>	<b>15,493</b>
<b>Miscellaneous</b>						
250-3414-403.61-01	Dues	7,500	7,500	4,400	4,400	4,400
250-3414-403.61-04	Other	550	550	-	80	23
250-3414-403.65-01	Cost Share/Admin	-	437,866	270,209	294,440	279,915
	<b>Subtotal</b>	<b>8,050</b>	<b>445,916</b>	<b>274,609</b>	<b>298,920</b>	<b>284,338</b>
	<b>Total</b>	<b>2,536,092</b>	<b>2,564,869</b>	<b>1,517,577</b>	<b>1,257,692</b>	<b>1,041,395</b>

**FUND 250 QUINCY TRANSIT LINES**

**TRANSIT  
SUPERVISION**

ACCOUNT NUMBER	ACCOUNT DESCRIPTION	2023/2024 PROPOSED BUDGET	2022/2023 REVISED BUDGET	2022/2023 PROJECTED ACTUAL	2021/2022 YTD ACTUAL	2020/2021 YTD ACTUAL
<b>Salaries &amp; Benefits</b>						
250-3415-403.11-01	Regular Salary/Wages	103,853	104,808	97,941	95,729	88,760
250-3415-403.11-02	Overtime	-	-	277	409	2,918
250-3415-403.11-03	Sick Pay	3,835	3,658	1,821	3,214	1,890
250-3415-403.11-04	Holiday Pay	6,575	6,282	5,982	4,553	5,947
250-3415-403.11-15	Vacation Pay	7,837	7,074	7,836	4,235	7,672
250-3415-403.11-16	Major Medical Pay	-	-	1,632	154	88
250-3415-403.11-17	Sick Pay Buy Back	1,191	1,156	-	510	895
250-3415-403.11-18	Vacation Pay Buy Back	-	-	-	-	2,181
250-3415-403.21-01	Group Insurance	26,571	25,920	24,901	20,700	26,143
250-3415-403.21-03	Board Paid Life Ins	209	196	196	190	140
250-3415-403.22-01	Social Security	7,644	7,424	6,994	6,606	6,739
250-3415-403.22-02	Medicare	1,788	1,737	1,636	1,545	1,576
250-3415-403.22-03	Unemployment Comp	400	400	400	400	400
250-3415-403.23-01	IMRF	4,932	7,399	6,534	9,118	11,644
	<b>Totals</b>	<b>164,835</b>	<b>166,054</b>	<b>156,150</b>	<b>147,363</b>	<b>156,993</b>
<b>Contracted Services</b>						
250-3415-403-39-01	Communications	-	1,000	805	680	436
	<b>Drivers Total</b>	<b>164,835</b>	<b>167,054</b>	<b>156,955</b>	<b>148,043</b>	<b>157,429</b>

**FUND 252 DCCA GRANT FUND**

**SUMMARY**

Fund 252 holds funding from the Department of Commerce and Economic Opportunity's (DCEO) Community Development Assistance Program (CDAP). These funds generally come in the form of grants. The FY 2023/24 budget includes the grant funding for the \$350,000 Riverfront Powerline Burial Grant and for the \$550,000 DCEO Housing Grant, which should begin during this budget cycle. This fund also contains the \$2.4million 6th Street Project grant.

ACCOUNT NUMBER	ACCOUNT DESCRIPTION	2023/2024 PROPOSED BUDGET	2022/2023 REVISED BUDGET	2022/2023 PROJECTED ACTUAL	2021/2022 YTD ACTUAL	2020/2021 YTD ACTUAL
<b>Revenues</b>						
252-0000-383.01-04	Local/Private-Matching	-	-	-	-	-
252-0000-391.01-40	Neighborhood Hsg Fund 704	20,000				
252-0000-383.02-03	State Econ Dev/Rehab C	4,043,200	918,000	-	-	-
252-0000-383.03-01	Fed Operating Grant	-	-	-	-	-
252-0000-383.03-03	Fed Rehab Grant	-	-	-	-	-
	<b>Totals</b>	<b>4,063,200</b>	<b>918,000</b>	<b>-</b>	<b>-</b>	<b>-</b>
<b>Expenses</b>						
<b>Contractual Services</b>						
252-6312-408.31-02	Professional Svc/Legal	-	-	-	-	-
252-6312-408.31-05	Professional Svc/Other	-	-	-	-	-
252-6312-408.35-01	R&M-Building	-	-	-	-	-
252-6312-408.39-08	Contracted Services	20,000	-	-	-	-
	<b>Subtotal</b>	<b>20,000</b>	<b>-</b>	<b>-</b>	<b>-</b>	<b>-</b>
<b>Capital Outlay</b>						
252-6312-408.53-02	Streets-Replacement	-	-	-	-	-
252-6312-408.53-09	Infrastructure/Other	3,493,200	350,000	-	-	-
	<b>Subtotal</b>	<b>3,493,200</b>	<b>350,000</b>	<b>-</b>	<b>-</b>	<b>-</b>
<b>Miscellaneous</b>						
252-6312-408.65-01	Admin Cost Share	50,000	50,000	-	-	-
<b>Transfers</b>						
252-1804-408.62-83	Transfer to GREDF	-	-	-	-	-
252-1804-491.62-01	General Fund	-	-	-	-	-
252-6312-408.63-01	Loan Disbursement	500,000	500,000	-	-	-
	<b>Totals</b>	<b>4,063,200</b>	<b>900,000</b>	<b>-</b>	<b>-</b>	<b>-</b>

**FUND 253 IHDA GRANT FUND**

**SUMMARY**

Fund 253 holds funding from the Illinois Housing Development Authority (IHDA). These funds generally come in the form of grants. Projects using Fund 253 include the Strong Communities Program Grant and the Home Repair and Accessibility Program Grant.

ACCOUNT NUMBER	ACCOUNT DESCRIPTION	2023/2024 PROPOSED BUDGET	2022/2023 REVISED BUDGET	2022/2023 PROJECTED ACTUAL	2021/2022 YTD ACTUAL	2020/2021 YTD ACTUAL
<b>Revenues</b>						
253-0000-331.01-01	Interest Income	-	-	49	14	23
253-0000-383.01-04	Local/Private-Matching	-	-	-	-	-
253-0000-383.02-03	State Dev/Rehab Grant	315,000	60,000	106,465	124,962	-
253-0000-383.03-03	Fed- Dev/Rehab Grant	-	-	-	-	-
	<b>Totals</b>	<b>315,000</b>	<b>60,000</b>	<b>106,514</b>	<b>124,976</b>	<b>23</b>
<b>Expenses</b>						
<b>Contractual Services</b>						
253-6312-408.31-02	Contracted Legal	-	-	-	-	-
253-6312-408.31-04	Prof Svc/Engineer/Arch	-	2,000	2,000	7,587	-
253-6312-408.31-05	Repair & Maintenance	-	9,000	-	8,892	-
253-6312-408.35-01	R & M/Building	-	-	-	-	-
253-6312-408.37-01	Demolitions	15,000	129,650	72,700	117,600	-
253-6312-408.39-02	Advertising/Publishing	-	350	329	658	-
253-6312-408.39-08	Contracted Services	-	-	-	-	-
<b>Miscellaneous</b>						
253-6312-408.61-04	Other	-	-	-	-	-
253-6312-408.65-01	Admin Cost Share	-	-	-	-	14,375
	<b>Totals</b>	<b>15,000</b>	<b>141,000</b>	<b>75,029</b>	<b>134,737</b>	<b>14,375</b>

**PURPOSE**

The Bridge Lighting Fund was created in FY 2013 to account for all the local donations for the Bridge Lighting project. IDOT granted the City a \$456,000 federal transportation enhancement grant, which requires a local match of \$124,000. The private sector to date has contributed \$174,500 towards the local match and operational costs. Klingner has done the engineering work and Brown Electric won the IDOT construction bid in 2014.

The fund was originally treated as a Trust and Agency Fund (Fund 723). However, we have converted the fund to a Special Revenue Fund as the City owns and maintains the Bridge Lighting.

**BUDGET SUMMARY**

The proposed FY23 budget includes an allowance of \$1,000 for emergency repairs and \$2,400 for electric expenses.

		<b>REVENUES</b>				
		2023/2024	2022/2023	2022/2023	2021/2022	2020/2021
ACCOUNT NUMBER	ACCOUNT DESCRIPTION	PROPOSED	REVISED	PROJECTED	YTD	YTD
		BUDGET	BUDGET	ACTUAL	ACTUAL	ACTUAL
257-0000-331-01-01	Interest Income	300	200	591	198	486
257-0000-342.09-00	Other	-	-	-	-	-
257-0000-382-01-10	Restricted Contributions	2,000	2,000	-	-	-
<b>Totals</b>		<b>2,300</b>	<b>2,200</b>	<b>591</b>	<b>198</b>	<b>486</b>

**EXPENSES**

**Contractual Services**

257-6313-407-35-06	R&M-Infrastructure	1,000	1,000	-	454	-
<b>Subtotal</b>		<b>1,000</b>	<b>1,000</b>	<b>-</b>	<b>454</b>	<b>-</b>

**Commodities**

257-6313-407-42.02	Electricity	2,400	2,400	2,633	1,334	1,678
<b>Subtotal</b>		<b>2,400</b>	<b>2,400</b>	<b>2,633</b>	<b>1,334</b>	<b>1,678</b>

**Capital Outlay**

257-6313-407-53.06	Infrastructure-Lighting	-	-	-	-	-
257-6313-407-53.09	Infrastructure-Other	-	-	-	-	-
<b>Subtotal</b>		<b>-</b>	<b>-</b>	<b>-</b>	<b>-</b>	<b>-</b>

<b>Totals</b>		<b>3,400</b>	<b>3,400</b>	<b>2,633</b>	<b>1,788</b>	<b>1,678</b>
---------------	--	--------------	--------------	--------------	--------------	--------------

This page has been left blank intentionally

**CITY OF QUINCY**  
**CAPITAL PROJECTS FUNDS**

**Revenue/Expenditures & Change in Fund Balance**  
**Summary**

	Capital Projects 301	Transit Cap Proj 305	Special Capital 309	Special Tax Alloc TIF #2 312	Special Tax Alloc TIF #3 313	Water EPA 2019 Proj 314
<b>Beginning Balance, May 1</b>	<b>11,000,000</b>	-	<b>6,700</b>	<b>1,300,000</b>	<b>430,000</b>	<b>18</b>
<b>REVENUES</b>						
Taxes	-			605,000	150,000	
Licenses & Permits						
Charges for Services						
Rent & Other Income			16,200			
Interest Income	100,000		100	6,500	2,000	2,500
Debt Proceeds						8,500,000
Grants		5,141,834	-	-		
Transfers In	8,050,000					-
Inter-Gov. Revenues			-	-	-	
<b>TOTAL REVENUE</b>	<b>8,150,000</b>	<b>5,141,834</b>	<b>16,300</b>	<b>611,500</b>	<b>152,000</b>	<b>8,502,500</b>
Total Funds Available	19,150,000	5,141,834	23,000	1,911,500	582,000	8,502,518
<b>EXPENDITURES</b>						
Salaries & Benefits						
Contracted Services	-	250,000	2,445	73,500	17,000	
Commodities		-	11,655			
Capital Outlay	18,112,847	2,125,000		1,450,000	554,445	8,502,500
Miscellaneous		-	2,200	151,200	5,000	
Debt Service	-					
Transfers	-					-
<b>TOTAL EXPENDITURES</b>	<b>18,112,847</b>	<b>2,375,000</b>	<b>16,300</b>	<b>1,674,700</b>	<b>576,445</b>	<b>8,502,500</b>
<b>Ending Balance, April 30</b>	<b>\$ 1,037,153</b>	<b>\$ 2,766,834</b>	<b>\$ 6,700</b>	<b>\$ 236,800</b>	<b>\$ 5,555</b>	<b>\$ 18</b>

**CITY OF QUINCY  
CAPITAL PROJECTS FUNDS**

**Revenue/Expenditures & Change in Fund Balance  
Summary**

	Sewer EPA 2019 Proj 315	ARPA Fund 317	2019B Street Proj 323	QMEA Cap Res 395	Fire Equip/ Improv. 397	Total
<b>Beginning Balance, May 1</b>	<b>227,000</b>	<b>3,210,678</b>	<b>1,756,097</b>	<b>235,000</b>	<b>239,900</b>	<b>18,405,393</b>
<b>REVENUES</b>						
Taxes						<b>755,000</b>
Licenses & Permits					80,000	<b>80,000</b>
Charges for Services						-
Rent & Other Income					2,869	<b>19,069</b>
Interest Income	2,000	-	1,000	1,000	1,000	<b>116,100</b>
Debt Proceeds	6,002,000					<b>14,502,000</b>
Grants		-				<b>5,141,834</b>
Transfers In	-	-		216,000		<b>8,266,000</b>
Inter-Gov. Revenues		-		-	-	-
<b>TOTAL REVENUE</b>	<b>6,004,000</b>	<b>-</b>	<b>1,000</b>	<b>217,000</b>	<b>83,869</b>	<b>28,880,003</b>
Total Funds Available	6,231,000	3,210,678	1,757,097	452,000	323,769	<b>47,285,396</b>
<b>EXPENDITURES</b>						
Salaries & Benefits		-		-	-	-
Contracted Services			54,777	-		<b>397,722</b>
Commodities						<b>11,655</b>
Capital Outlay	6,002,000	78,828	1,700,417	-	223,000	<b>38,749,037</b>
Miscellaneous		-		-	-	<b>158,400</b>
Debt Service		-		-	-	-
Transfers	-	3,131,850		452,000	-	<b>3,583,850</b>
<b>TOTAL EXPENDITURES</b>	<b>6,002,000</b>	<b>3,210,678</b>	<b>1,755,194</b>	<b>452,000</b>	<b>223,000</b>	<b>42,900,664</b>
<b>Ending Balance, April 30</b>	<b>\$ 229,000</b>	<b>\$ -</b>	<b>\$ 1,903</b>	<b>\$ -</b>	<b>\$ 100,769</b>	<b>\$ 4,384,732</b>



**PURPOSE**

The Capital Projects Fund is the main fund for major city projects and infrastructure improvements. The revenue source for these projects is the City's Home Rule Sales Tax. Each year a percentage of home rule sales tax is allocated to Capital.

**GOALS/OBJECTIVES**

The goal is for the Capital Projects Fund to maintain special capital projects and city infrastructure using no less than 25% of the total home rule/purchase tax receipts.

**BUDGET SUMMARY**

The FY 2023 Capital Projects fund is being funded by 51% of the Home Rule/Purchase Tax which is estimated at \$6 million. Additionally, the ARPA Reimbursement Fund will transfer over \$2 million which will be allocated at \$1,050,000 for additional ward funds (\$150,000 per ward) plus \$1 million for the purchase of fire apparatus. The major rollover allocations were \$3 million for City Hall renovations, carryover for the Tyler project, and new funding of \$400,000 per ward along with over \$3 million for neighborhood enhancements.

**REVENUE SUMMARY**

ACCOUNT NUMBER	2023/2024	% Change	2022/2023	2022/2023	2021/2022
	PROPOSED BUDGET		REVISED BUDGET	PROJECTED ACTUAL	YTD ACTUAL
Interest Income	100,000	150.00%	40,000	100,464	13,705
Debt Proceeds	0		0	0	0
Transfer from ARPA Fund 317	2,050,000	-2.38%	2,100,000	2,100,000	124,308
Transfers from General Fund	6,000,000	12.15%	5,350,000	6,193,765	9,968,025
Transfers from Airport PFC Fund	0		0	0	0
<b>Total Revenues</b>	<b>8,150,000</b>	<b>8.81%</b>	<b>7,490,000</b>	<b>8,408,179</b>	<b>10,119,988</b>

**EXPENSE SUMMARY**

Totals by Division	2023/2024	% Change	2022/2023	2022/2023	2021/2022
	PROPOSED BUDGET		REVISED BUDGET	PROJECTED ACTUAL	YTD ACTUAL
Contractual Services	0		0	0	0
Capital Outlay	18,112,847	13.98%	15,890,590	8,269,125	1,063,460
Miscellaneous	0		0	0	0
Debt Services	0		0	0	0
Transfers	0	-100.00%	3,238	190,644	487,406
<b>Totals</b>	<b>18,112,847</b>	<b>13.96%</b>	<b>15,893,828</b>	<b>8,459,769</b>	<b>1,550,866</b>

**FUND 301 CAPITAL PROJECTS FUND**

**DETAIL**

ACCOUNT NUMBER	ACCOUNT DESCRIPTION	2023/2024	2022/2023	2022/2023	2021/2022	2020/2021
		PROPOSED BUDGET	REVISED BUDGET	PROJECTED ACTUAL	YTD ACTUAL	YTD ACTUAL
<b>REVENUES</b>						
301-0000-314.01-01	Home Rule (Purch) Tax	0	0	0	0	1,291,259
301-0000-331.01-01	Interest Income	100,000	40,000	100,464	13,705	11,215
301-0000-342.09-00	Other	0	0	13,950	13,950	
301-0000-382.02-01	State Grants	0	0	0	124,308	30,985
301-0000-391.01-01	Trnsfr from General Fd	6,000,000	5,350,000	6,193,765	9,968,025	510,000
301-0000-391.01-13	ARPA Fund 317	2,050,000	2,100,000	2,100,000		
	<b>Totals</b>	<b>8,150,000</b>	<b>7,490,000</b>	<b>8,408,179</b>	<b>10,119,988</b>	<b>1,843,459</b>

**EXPENSES**

**Building Maintenance**

301-1403-401.52-02	Buildings	3,024,025	3,043,074	46,413	44,290	0
301-1403-401.52-05	Machinery & Equipment	0	0	0	0	0
	<b>Subtotal</b>	<b>3,024,025</b>	<b>3,043,074</b>	<b>46,413</b>	<b>44,290</b>	<b>0</b>

**Interfund Transfers**

301-1801-491.62-00	Non-Depart Transfer	0	0	136,970	136,970	0
301-1801-491.62-01	Transfer to Gen Fund	0	3,238	3,238	0	10,044
301-1801-491.62-02	Trnsfr to Plann & Dev	0	0	2,800	2,800	0
301-1801-491.62-09	Trnsfr to 2017 GO Bond	0	0	5,000	5,000	0
301-1801-491.62-30	Quincy Regional Airport	0	0	0	300,000	80,000
301-1801-491.62-32	Central Services Fund	0	0	0	0	0
	<b>Subtotal</b>	<b>0</b>	<b>3,238</b>	<b>148,008</b>	<b>444,770</b>	<b>90,044</b>

**Subsidies**

301-1802-407.62-91	Quincy Public Library	0	0	42,636	42,636	0
	<b>Subtotal</b>	<b>0</b>	<b>0</b>	<b>42,636</b>	<b>42,636</b>	<b>0</b>

**IT Dept.**

301-1901-401.52-03	Improv other than Bldgs	157,673	237,779	237,415	218,569	0
301-1901-401.52-04	Office Equipment	0	175,000	174,143	0	70,850
301-1901-401.52-08	Controllable	36,339	65,000	36,289	8,414	1,481
	<b>Subtotal</b>	<b>194,012</b>	<b>477,779</b>	<b>447,847</b>	<b>226,983</b>	<b>72,331</b>

**Police Dept.**

301-2110-402.52-04	Office Equipment	0	0	0	0	0
301-2110-402.52-05	Machinery & Equip	0	0	0	0	205,071
301-2110-402.52-06	Vehicles	0	183,040	178,150	0	0
301-2110-402.52-08	Controllable	0	0	0	0	0
	<b>Subtotal</b>	<b>0</b>	<b>183,040</b>	<b>178,150</b>	<b>0</b>	<b>205,071</b>

**Fire Dept.**

301-2210-402.52-05	Mach & Equip	1,000,000	0	0	0	0
	<b>Subtotal</b>	<b>1,000,000</b>	<b>0</b>	<b>0</b>	<b>0</b>	<b>0</b>

**FUND 301 CAPITAL PROJECTS FUND**

**DETAIL**

ACCOUNT NUMBER	ACCOUNT DESCRIPTION	2023/2024	2022/2023	2022/2023	2021/2022	2020/2021
		PROPOSED BUDGET	REVISED BUDGET	PROJECTED ACTUAL	YTD ACTUAL	YTD ACTUAL
<b>Concrete(Street Maintenance)</b>						
301-3152-403.35-06	Eng/Architectural	384,831	384,831	2,913	197,540	49,085
301-3152-403.35-06	Infrastructure	0	0	13,950	13,950	
301-3152-403.36-03	Equipment & Vehicle	0	0	0	48,155	0
301-3152-403.52-01	Capital Outlay/Land	100,000	100,000	0	0	0
301-3152-403.52-05	Capital/Mach & Equip	25,785	25,785	9,000	18,215	0
301-3152-403.52-06	Vehicles	0	225,177	225,177	0	0
301-3152-403.53-08	Neighborhood Enhance	5,070,221	4,405,893	4,055,182	431,417	1,566,827
301-3152-403.54-01	Ward 1	1,292,547	971,587	357,315	6,185	15,393
301-3152-403.54-02	Ward 2	1,232,332	1,005,831	445,746	14,112	14,655
301-3152-403.54-03	Ward 3	1,312,205	975,018	427,918	3,699	48,332
301-3152-403.54-04	Ward 4	986,399	963,463	604,576	5,485	21,779
301-3152-403.54-05	Ward 5	1,361,490	1,023,377	301,001	29,070	5,679
301-3152-403.54-06	Ward 6	1,070,005	989,003	537,307	6,029	14,443
301-3152-403.54-07	Ward 7	1,058,995	1,044,732	616,630	18,330	18,798
	<b>Subtotal</b>	<b>13,894,810</b>	<b>12,114,697</b>	<b>7,596,715</b>	<b>792,187</b>	<b>1,754,991</b>
<b>Street Lights</b>						
301-3718-403.53-09	Infrastructure/Other	0	72,000	0	0	0
	<b>Subtotal</b>	<b>0</b>	<b>72,000</b>	<b>0</b>	<b>0</b>	<b>0</b>
<b>Commercial Development</b>						
301-6310-403.52-01	Capital Outlay-Land	0	0	0	0	0
301-6310-403.53-01	Streets-New Construct	0	0	0	0	0
	<b>Subtotal</b>	<b>0</b>	<b>0</b>	<b>0</b>	<b>0</b>	<b>0</b>
	<b>Totals</b>	<b>18,112,847</b>	<b>15,893,828</b>	<b>8,459,769</b>	<b>1,550,866</b>	<b>2,122,437</b>



# CITY OF QUINCY

## Department of Utilities & Engineering

Jeffrey Conte, P.E.  
Director of Public Works

City Hall - 730 Maine Street  
Quincy, Illinois 62301-4048  
(217) 228-4527

### Initial Issue Date – March 27, 2022

The Department of Utilities & Engineering presents the following Capital Improvement Plan (CIP) for the City of Quincy covering the period of May 1, 2023 through April 30, 2028 (i.e., fiscal years FY24 through FY28). This CIP was developed from input of staff, Department Heads, Aldermen and the Mayor’s office, as well as the fiscal condition of the City and projected revenues over the course of the planning period. Total identified capital needs are approximately \$80 million for governmental activities. Of this amount, we anticipate just under \$14.6 million to come grants or federal funding. Capital expenditures far exceed the expected revenues. The proposed CIP includes the consensus highest priority projects that can be completed with the available funds. Since priorities and available funds may change over time, the CIP shall be periodically reviewed and revised, but not less than annually.

The CIP for governmental activities will be funded by bond funds, Home Rule sales taxes (HRST), motor fuel taxes (MFT), Tax Increment Financing (TIF), Federal Transportation (FAU), and various grant funds. Coordinated improvement of the City’s water and sewer utilities was considered in this CIP. Enterprise funds (Funds 501 and 502) will be provided to complete utility improvements, if any are required, for each street improvement project. The proposed CIP will be funded as follows:

Home Rule Sales Taxes.....	\$32,320,000
Motor Fuel Taxes .....	\$5,410,000
Sewer Enterprise Funds .....	\$10,335,000
Water Enterprise Funds .....	\$17,300,000
<u>Grant / Federal / TIF Funds.....</u>	<u>\$16,627,000</u>
<b>Total.....</b>	<b>\$79,992,000</b>

Summaries for the complete list of projects in the five-year CIP are shown on the following pages. As noted previously, the CIP is subject to change based upon new information, availability of funds and/or changes in priorities.

## Capital Improvement Plan FY24 - FY28

### Ward Spending by Source of Funds

Ward	MFT Fund 210	Capital Fund 301	Water Fund 501	Sewer Fund 502	Federal, Grant, & TIF Funds	Total
1	\$ -	\$ 4,275,000	\$ 845,000	\$ 700,000	\$ -	\$ 5,820,000
2	\$ 250,000	\$ 3,000,000	\$ 1,325,000	\$ 1,250,000	\$ -	\$ 5,825,000
3	\$ -	\$ 3,085,000	\$ 940,000	\$ 395,000	\$ -	\$ 4,420,000
4	\$ -	\$ 4,100,000	\$ 1,660,000	\$ 1,280,000	\$ -	\$ 7,040,000
5	\$ 2,100,000	\$ 1,250,000	\$ 150,000	\$ 300,000	\$ -	\$ 3,800,000
6	\$ 400,000	\$ 3,050,000	\$ 750,000	\$ 850,000	\$ -	\$ 5,050,000
7	\$ -	\$ 4,950,000	\$ 2,800,000	\$ 2,500,000	\$ -	\$ 10,250,000
Community	\$ 2,660,000	\$ 8,610,000	\$ 8,830,000	\$ 3,060,000	\$ 14,626,834	\$ 37,786,834
	<b>\$ 5,410,000</b>	<b>\$ 32,320,000</b>	<b>\$ 17,300,000</b>	<b>\$ 10,335,000</b>	<b>\$ 14,626,834</b>	<b>\$ 79,991,834</b>

### Ward Spending per FY

Ward	FY24	FY25	FY26	FY27	FY28	Total
1	\$ 1,725,000	\$ 1,500,000	\$ 775,000	\$ 1,100,000	\$ 720,000	\$ 5,820,000
2	\$ 750,000	\$ 2,550,000	\$ 975,000	\$ 650,000	\$ 900,000	\$ 5,825,000
3	\$ 1,070,000	\$ 800,000	\$ 950,000	\$ 950,000	\$ 650,000	\$ 4,420,000
4	\$ 720,000	\$ 1,600,000	\$ 1,100,000	\$ 2,220,000	\$ 1,400,000	\$ 7,040,000
5	\$ 1,200,000	\$ 500,000	\$ 900,000	\$ 500,000	\$ 700,000	\$ 3,800,000
6	\$ 950,000	\$ 400,000	\$ 1,500,000	\$ 1,300,000	\$ 900,000	\$ 5,050,000
7	\$ 3,200,000	\$ 2,000,000	\$ 1,700,000	\$ 1,850,000	\$ 1,500,000	\$ 10,250,000
Community	\$ 9,965,000	\$ 10,180,000	\$ 9,941,834	\$ 5,600,000	\$ 2,100,000	\$ 37,786,834
	<b>\$ 19,580,000</b>	<b>\$ 19,530,000</b>	<b>\$ 17,841,834</b>	<b>\$ 14,170,000</b>	<b>\$ 8,870,000</b>	<b>\$ 79,991,834</b>

### Fund Spending per FY

Fund	FY24	FY25	FY26	FY27	FY28	Total
MFT 210	\$ 400,000	\$ 2,970,000	\$ 640,000	\$ 700,000	\$ 700,000	\$ 5,410,000
Capital 301	\$ 8,445,000	\$ 7,000,000	\$ 6,575,000	\$ 6,150,000	\$ 4,150,000	\$ 32,320,000
Water 501	\$ 2,935,000	\$ 4,620,000	\$ 2,475,000	\$ 4,750,000	\$ 2,520,000	\$ 17,300,000
Sewer 502	\$ 2,215,000	\$ 2,800,000	\$ 2,050,000	\$ 1,770,000	\$ 1,500,000	\$ 10,335,000
Federal/Grant/TIF	\$ 5,585,000	\$ 2,140,000	\$ 6,101,834	\$ 800,000	\$ -	\$ 14,626,834
	<b>\$ 19,580,000</b>	<b>\$ 19,530,000</b>	<b>\$ 17,841,834</b>	<b>\$ 14,170,000</b>	<b>\$ 8,870,000</b>	<b>\$ 79,991,834</b>

ID:	15512	ADT:	n/a	Classification:	Community
Location:	<b>36th &amp; Harrison</b>				
Project #:	Not assigned	Ward:	Community	2022 Rating:	n/a
Description/ Need	Extend sanitary sewer trunk line to east of South 36th Street to allow for additional development in the southeast corner of Quincy.				
<b>Funding Sources</b>	<b>23/24</b>	<b>24/25</b>	<b>25/26</b>	<b>26/27</b>	<b>27/28</b>
Motor Fuel Tax	\$ -	\$ -	\$ -	\$ -	\$ -
FAU (Federal)	\$ -	\$ -	\$ -	\$ -	\$ -
Capital Projects Fund	\$ -	\$ -	\$ -	\$ -	\$ -
Water (501) Fund	\$ -	\$ -	\$ -	\$ -	\$ -
Sewer (502) Fund	\$ -	\$ -	\$ -	\$ -	\$ 400,000
TIF	\$ -	\$ -	\$ -	\$ -	\$ -
Other	\$ -	\$ -	\$ -	\$ -	\$ -
<b>TOTAL</b>	\$ -	\$ -	\$ -	\$ -	\$ 400,000
<i>Notes:</i>					
Survey - Completed					
Design - 85% Complete - by Klingner & Associates. On hold until private development spurs the project.					
Water - n/a					
Sewer - Extension					

ID:	15709	ADT:	2800	Classification:	Community
Location:	<b>6th Street - Maine to Vermont</b>				
Project #:	MR 0642	Ward:	Community	2022 Rating:	5
Description/ Need	Reconstruction of 6th Street & pedestrian area as identified in the Quincy Area Regional Transportation Plan. Replace water and sewer utilities. Awarded 2.4 million from the Illinois Main Street grant program.				
<b>Funding Sources</b>	<b>23/24</b>	<b>24/25</b>	<b>25/26</b>	<b>26/27</b>	<b>27/28</b>
Motor Fuel Tax	\$ -	\$ -	\$ -	\$ -	\$ -
FAU (Federal)	\$ -	\$ -	\$ -	\$ -	\$ -
Capital Projects Fund	\$ -	\$ -	\$ -	\$ -	\$ -
Water (501) Fund	\$ 400,000	\$ -	\$ -	\$ -	\$ -
Sewer (502) Fund	\$ 400,000	\$ -	\$ -	\$ -	\$ -
TIF	\$ 1,250,000	\$ -	\$ -	\$ -	\$ -
Other	\$ 2,400,000	\$ -	\$ -	\$ -	\$ -
<b>TOTAL</b>	\$ 4,450,000	\$ -	\$ -	\$ -	\$ -
<i>Notes:</i>					
Survey - Completed					
Design - Under contract with CMT. City providing design of utilities.					
Water - Existing 10" Cast Iron installed 1882. 5-10 lead services.					
Sewer - Original clay 10", brick manholes					

ID:	16007	ADT:	3400	Classification:	Community
Location:	<b>Jefferson St. - 12th to 15th</b>				
Project #:	Not assigned	Ward:	Community	2022 Rating:	5
Description/ Need:	Major street in poor condition.				
<b>Funding Sources</b>	<b>23/24</b>	<b>24/25</b>	<b>25/26</b>	<b>26/27</b>	<b>27/28</b>
Motor Fuel Tax	\$ -	\$ -	\$ -	\$ -	\$ -
FAU (Federal)	\$ -	\$ -	\$ -	\$ -	\$ -
Capital Projects Fund	\$ -	\$ -	\$ 300,000	\$ -	\$ -
Water (501) Fund	\$ -	\$ -	\$ -	\$ -	\$ -
Sewer (502) Fund	\$ -	\$ -	\$ 600,000	\$ -	\$ -
TIF	\$ -	\$ -	\$ -	\$ -	\$ -
Other	\$ -	\$ -	\$ -	\$ -	\$ -
<b>TOTAL</b>	\$ -	\$ -	\$ 900,000	\$ -	\$ -
<i>Notes:</i>					
Survey - City					
Design - Not started					
Water - Existing 6" Cast Iron installed 1907, 1911, & 1925. 15-20 lead services					
Sewer - Existing 48" Brick sewer, to be investigated					

ID:	16006	ADT:	1650	Classification:	Community
Location:	<b>Hampshire St. - 8th to 11th</b>				
Project #:	MFT 330	Ward:	Community	2022 Rating:	4
Description/ Need:	Replace watermain, replace pavement, replace lighting, and traffic signals at 8th & Hampshire. Prepare for future conversion of Hampshire to a two-way street.				
<b>Funding Sources</b>	<b>23/24</b>	<b>24/25</b>	<b>25/26</b>	<b>26/27</b>	<b>27/28</b>
Motor Fuel Tax	\$ -	\$ 360,000	\$ -	\$ -	\$ -
FAU (Federal)	\$ -	\$ 1,440,000	\$ -	\$ -	\$ -
Capital Projects Fund	\$ -	\$ -	\$ -	\$ -	\$ -
Water (501) Fund	\$ -	\$ 470,000	\$ -	\$ -	\$ -
Sewer (502) Fund	\$ -	\$ 450,000	\$ -	\$ -	\$ -
TIF	\$ -	\$ -	\$ -	\$ -	\$ -
Other	\$ -	\$ -	\$ -	\$ -	\$ -
<b>TOTAL</b>	\$ -	\$ 2,720,000	\$ -	\$ -	\$ -
<i>Notes:</i>					
Survey - Completed					
Design - In progress by City, to be reviewed by IDOT. Environmental Site Investigation required					
Water - Existing 6" Cast Iron installed 1890. 10-15 lead services					
Sewer - Original clay 12" & 15", brick manholes					

ID:	23001	ADT:	7500	Classification:	Community
Location:	<b>Harrison Street bridge over Curtis Creek</b>				
Project #:	MFT 341	Ward:	Community	2022 Rating:	n/a
Description/ Need	Replacement of bridge of Curtis Creek. Existing deck beams have deteriorated. Bridge to be widened to improve pedestrian safety. REBUILD Illinois funds to be used.				
<b>Funding Sources</b>	<b>23/24</b>	<b>24/25</b>	<b>25/26</b>	<b>26/27</b>	<b>27/28</b>
Motor Fuel Tax	\$ -	\$ 1,400,000	\$ -	\$ -	\$ -
FAU (Federal)	\$ -	\$ -	\$ -	\$ -	\$ -
Capital Projects Fund	\$ -	\$ -	\$ -	\$ -	\$ -
Water (501) Fund	\$ -	\$ -	\$ -	\$ -	\$ -
Sewer (502) Fund	\$ -	\$ -	\$ -	\$ -	\$ -
TIF	\$ -	\$ -	\$ -	\$ -	\$ -
Other	\$ -	\$ -	\$ -	\$ -	\$ -
<b>TOTAL</b>	\$ -	\$ 1,400,000	\$ -	\$ -	\$ -
<i>Notes:</i>					
Survey - Hutchison Engineering					
Design - Hutchison Engineering					
Water - No relocation anticipated					
Sewer - No sanitary sewer. Storm sewer reconstruction as needed.					

ID:	23002	ADT:	3150	Classification:	Community
Location:	<b>North 18th Street Bridge over Cedar Creek / RR</b>				
Project #:	Not assigned	Ward:	Community	2022 Rating:	n/a
Description/ Need	Bridge deck patching, joint sealing/replacements, elastomeric bearing replacement, vegetation removal, deck scarification, and placing a micosilica type overlay on the deck.				
<b>Funding Sources</b>	<b>23/24</b>	<b>24/25</b>	<b>25/26</b>	<b>26/27</b>	<b>27/28</b>
Motor Fuel Tax	\$ -	\$ 60,000	\$ 400,000	\$ -	\$ -
FAU (Federal)	\$ -	\$ -	\$ -	\$ -	\$ -
Capital Projects Fund	\$ -	\$ -	\$ -	\$ -	\$ -
Water (501) Fund	\$ -	\$ -	\$ -	\$ -	\$ -
Sewer (502) Fund	\$ -	\$ -	\$ -	\$ -	\$ -
TIF	\$ -	\$ -	\$ -	\$ -	\$ -
Other	\$ -	\$ -	\$ -	\$ -	\$ -
<b>TOTAL</b>	\$ -	\$ 60,000	\$ 400,000	\$ -	\$ -
<i>Notes:</i>					
Survey - By consultant, not selected.					
Design - By consultant, not selected					
Water - n/a					
Sewer - n/a					



ID:	23003	ADT:	900	Classification:	Community
Location:	<b>North 2nd - Vermont to Hampshire / Hampshire - Front to 2nd</b>				
Project #:	MR 0663	Ward:	Community	2022 Rating:	4
Description/ Need:	Pavement replacement, curb & gutter, drainage improvements, & pavement patching				
<b>Funding Sources</b>	<b>23/24</b>	<b>24/25</b>	<b>25/26</b>	<b>26/27</b>	<b>27/28</b>
Motor Fuel Tax	\$ -	\$ -	\$ -	\$ -	\$ -
FAU (Federal)	\$ -	\$ -	\$ -	\$ -	\$ -
Capital Projects Fund	\$ 360,000	\$ -	\$ -	\$ -	\$ -
Water (501) Fund	\$ -	\$ -	\$ -	\$ -	\$ -
Sewer (502) Fund	\$ 260,000	\$ -	\$ -	\$ -	\$ -
TIF	\$ -	\$ -	\$ -	\$ -	\$ -
Other	\$ -	\$ -	\$ -	\$ -	\$ -
<b>TOTAL</b>	<b>\$ 620,000</b>	<b>\$ -</b>	<b>\$ -</b>	<b>\$ -</b>	<b>\$ -</b>
<i>Notes:</i>					
Survey - Completed					
Design - In progress - City					
Water - Existing 6" Cast Iron installed 1905. 0 lead services					
Sewer - Original 10" Clay - Repair of failed sewer lines					

ID:	23004	ADT:	n/a	Classification:	Community
Location:	<b>7th &amp; Jersey Bus Transfer Station</b>				
Project #:	MR 0659	Ward:	Community	2022 Rating:	2
Description/ Need:	Reconstruction of Parking Lot A to include an off-street bus loading area. City awarded Statewide Transit Rebuild Illinois (Phase 2) Grant for \$1,249,440 & (Phase 3) \$3,892,394.00.				
<b>Funding Sources</b>	<b>23/24</b>	<b>24/25</b>	<b>25/26</b>	<b>26/27</b>	<b>27/28</b>
Motor Fuel Tax	\$ -	\$ -	\$ -	\$ -	\$ -
FAU (Federal)	\$ -	\$ -	\$ -	\$ -	\$ -
Capital Projects Fund	\$ -	\$ -	\$ -	\$ -	\$ -
Water (501) Fund	\$ -	\$ -	\$ -	\$ -	\$ -
Sewer (502) Fund	\$ -	\$ -	\$ -	\$ -	\$ -
TIF	\$ -	\$ -	\$ -	\$ -	\$ -
Other	\$ -	\$ -	\$ 5,141,834	\$ -	\$ -
<b>TOTAL</b>	<b>\$ -</b>	<b>\$ -</b>	<b>\$ 5,141,834</b>	<b>\$ -</b>	<b>\$ -</b>
<i>Notes:</i>					
Survey - By consultant, not selected.					
Design - Initial plan, by City.					
Water - n/a					
Sewer - n/a					

ID:	23005	ADT:	4900	Classification:	Community
Location:	<b>South 18th - Harrison to State</b>				
Project #:	MFT 340	Ward:	Community	2022 Rating:	4/5
Description/ Need:	Mill & Resurface, ADA improvements, replace lead water services.				
<b>Funding Sources</b>	<b>23/24</b>	<b>24/25</b>	<b>25/26</b>	<b>26/27</b>	<b>27/28</b>
Motor Fuel Tax	\$ -	\$ -	\$ -	\$ 200,000	\$ -
FAU (Federal)	\$ -	\$ -	\$ -	\$ 800,000	\$ -
Capital Projects Fund	\$ -	\$ -	\$ -	\$ -	\$ -
Water (501) Fund	\$ -	\$ -	\$ -	\$ 300,000	\$ -
Sewer (502) Fund	\$ -	\$ -	\$ -	\$ -	\$ -
TIF	\$ -	\$ -	\$ -	\$ -	\$ -
Other	\$ -	\$ -	\$ -	\$ -	\$ -
<b>TOTAL</b>	\$ -	\$ -	\$ -	\$ 1,300,000	\$ -
<i>Notes:</i>					
Survey - To be completed by City					
Design - not started					
Water - Existing 6" Cast Iron installed 1911, 1933 (North of Jefferson). Transite & Cast Iron. 15-20 lead services					
Sewer - To be videoed					

ID:	23304	ADT:	3000	Classification:	Community
Location:	<b>Prairie Crossings / N 20th - Broadway to Spring / Oak St. - 48th to 52nd</b>				
Project #:	Not assigned	Ward:	Community	2022 Rating:	4
Description/ Need:	Patching of deteriorated pavement joints and pavement.				
<b>Funding Sources</b>	<b>23/24</b>	<b>24/25</b>	<b>25/26</b>	<b>26/27</b>	<b>27/28</b>
Motor Fuel Tax	\$ -	\$ -	\$ -	\$ -	\$ -
FAU (Federal)	\$ -	\$ -	\$ -	\$ -	\$ -
Capital Projects Fund	\$ 500,000	\$ -	\$ -	\$ -	\$ -
Water (501) Fund	\$ -	\$ -	\$ -	\$ -	\$ -
Sewer (502) Fund	\$ -	\$ -	\$ -	\$ -	\$ -
TIF	\$ -	\$ -	\$ -	\$ -	\$ -
Other	\$ -	\$ -	\$ -	\$ -	\$ -
<b>TOTAL</b>	\$ 500,000	\$ -	\$ -	\$ -	\$ -
<i>Notes:</i>					
Survey - Not required					
Design - City					
Water - n/a					
Sewer - n/a					

ID:	24001	ADT:	n/a	Classification:	Community
Location:	<b>Dusty Lane Water Main Extension</b>				
Project #:	MU 0019	Ward:	Community	2022 Rating:	n/a
Description/ Need	Extension of the water main to maintain service to customers north of Ellington Rd. on North 24th during the IDOT construction project to replace the box culvert under N. 24th (IL 96).				
<b>Funding Sources</b>	<b>23/24</b>	<b>24/25</b>	<b>25/26</b>	<b>26/27</b>	<b>27/28</b>
Motor Fuel Tax	\$ -	\$ -	\$ -	\$ -	\$ -
FAU (Federal)	\$ -	\$ -	\$ -	\$ -	\$ -
Capital Projects Fund	\$ -	\$ -	\$ -	\$ -	\$ -
Water (501) Fund	\$ 140,000	\$ -	\$ -	\$ -	\$ -
Sewer (502) Fund	\$ -	\$ -	\$ -	\$ -	\$ -
TIF	\$ -	\$ -	\$ -	\$ -	\$ -
Other	\$ -	\$ -	\$ -	\$ -	\$ -
<b>TOTAL</b>	<b>\$ 140,000</b>	<b>\$ -</b>	<b>\$ -</b>	<b>\$ -</b>	<b>\$ -</b>
<i>Notes:</i>					
Survey - Completed					
Design - City					
Water - 430' of new 6" water main					
Sewer - n/a					

ID:	24002	ADT:	n/a	Classification:	Community
Location:	<b>24th &amp; Ellington Rd. - Water Main &amp; Force Main Relocation</b>				
Project #:	MU 0020	Ward:	Community	2022 Rating:	n/a
Description/ Need	IDOT to replace the box culvert under N. 24th Street (IL 96). Water main to be relocated as part of the IDOT project. City to relocate the sanitary sewer force main under a separate contract. IDOT to reimburse the City for the force main relocation. Dependent on IDOT OW acquisition.				
<b>Funding Sources</b>	<b>23/24</b>	<b>24/25</b>	<b>25/26</b>	<b>26/27</b>	<b>27/28</b>
Motor Fuel Tax	\$ -	\$ -	\$ -	\$ -	\$ -
FAU (Federal)	\$ -	\$ -	\$ -	\$ -	\$ -
Capital Projects Fund	\$ -	\$ -	\$ -	\$ -	\$ -
Water (501) Fund	\$ 120,000	\$ -	\$ -	\$ -	\$ -
Sewer (502) Fund	\$ -	\$ -	\$ -	\$ -	\$ -
TIF	\$ -	\$ -	\$ -	\$ -	\$ -
Other	\$ 450,000	\$ -	\$ -	\$ -	\$ -
<b>TOTAL</b>	<b>\$ 570,000</b>	<b>\$ -</b>	<b>\$ -</b>	<b>\$ -</b>	<b>\$ -</b>
<i>Notes:</i>					
Survey - IDOT					
Design - City, completed 2022					
Water - City responsible for cost of water main improvements.					
Sewer - IDOT to reimburse City for sanitary sewer force main relocation since the main is on an easement outside the existing ROW.					

ID:	24003	ADT:	3400	Classification:	Community
Location:	<b>North 8th Street - Broadway to Locust</b>				
Project #:	Not assigned	Ward:	Community	2022 Rating:	5
Description/ Need:	Replace water main & led services. ADA / sidewalk improvements. Mill & Resurface pavement.				
<b>Funding Sources</b>	<b>23/24</b>	<b>24/25</b>	<b>25/26</b>	<b>26/27</b>	<b>27/28</b>
Motor Fuel Tax	\$ -	\$ -	\$ -	\$ -	\$ -
FAU (Federal)	\$ -	\$ -	\$ -	\$ -	\$ -
Capital Projects Fund	\$ -	\$ -	\$ -	\$ 1,400,000	\$ -
Water (501) Fund	\$ -	\$ -	\$ -	\$ 1,400,000	\$ -
Sewer (502) Fund	\$ -	\$ -	\$ -	\$ 600,000	\$ -
TIF	\$ -	\$ -	\$ -	\$ -	\$ -
Other	\$ -	\$ -	\$ -	\$ -	\$ -
<b>TOTAL</b>	\$ -	\$ -	\$ -	\$ 3,400,000	\$ -
<i>Notes:</i>					
Survey - Not started					
Design - Not started					
Water - Existing 6" Cast Iron installed 1876 / 1890. 90-100 lead services					
Sewer - To be videoed					

ID:	24004	ADT:	6600	Classification:	Community
Location:	<b>North 30th - Broadway to Chestnut</b>				
Project #:	Not assigned	Ward:	Community	2022 Rating:	5
Description/ Need:	Mill & resurface, ADA improvements.				
<b>Funding Sources</b>	<b>23/24</b>	<b>24/25</b>	<b>25/26</b>	<b>26/27</b>	<b>27/28</b>
Motor Fuel Tax	\$ -	\$ -	\$ -	\$ -	\$ -
FAU (Federal)	\$ -	\$ -	\$ -	\$ -	\$ -
Capital Projects Fund	\$ -	\$ -	\$ -	\$ -	\$ 800,000
Water (501) Fund	\$ -	\$ -	\$ -	\$ -	\$ -
Sewer (502) Fund	\$ -	\$ -	\$ -	\$ -	\$ -
TIF	\$ -	\$ -	\$ -	\$ -	\$ -
Other	\$ -	\$ -	\$ -	\$ -	\$ -
<b>TOTAL</b>	\$ -	\$ -	\$ -	\$ -	\$ 800,000
<i>Notes:</i>					
Survey -					
Design -					
Water -					
Sewer -					

ID:	20018	ADT:	7050	Classification:	Community
Location:	<b>48th &amp; State</b>				
Project #:	MR 0655	Ward:	Community	2022 Rating:	5 (48th N)
Description/ Need	Joint project with Adams County. Construction of a roundabout @ the intersection of 48th & State / widening with curbs, gutters, and sidewalk for 0.25 miles to the south of the intersection. Goal is to reduce periodic delays at the intersection and improve pedestrian safety.				
<b>Funding Sources</b>	<b>23/24</b>	<b>24/25</b>	<b>25/26</b>	<b>26/27</b>	<b>27/28</b>
Motor Fuel Tax	\$ -	\$ -	\$ -	\$ -	\$ -
FAU (Federal)	\$ -	\$ -	\$ -	\$ -	\$ -
Capital Projects Fund	\$ 1,500,000	\$ -	\$ -	\$ -	\$ -
Water (501) Fund	\$ 400,000	\$ -	\$ -	\$ -	\$ -
Sewer (502) Fund	\$ -	\$ -	\$ -	\$ -	\$ -
TIF	\$ -	\$ -	\$ -	\$ -	\$ -
Other	\$ -	\$ -	\$ -	\$ -	\$ -
<b>TOTAL</b>	<b>\$ 1,900,000</b>	<b>\$ -</b>	<b>\$ -</b>	<b>\$ -</b>	<b>\$ -</b>
<i>Notes:</i>					
Survey - Completed					
Design - 95% complete (CMT). Right of way to be acquired.					
Water - Extend the existing water main to the east so that future extensions to the east are beyond the intersection.					
Sewer - Storm sewer expansion & sanitary sewer adjustments.					

ID:	24005	ADT:	3150	Classification:	Community
Location:	<b>North 18th - Cedar Creek Bridge to Kochs Lane</b>				
Project #:	Not assigned	Ward:	Community	2022 Rating:	
Description/ Need	Multiuse path and curb along North 18th. Illinois Transportation Enhancement Program (ITEP) grant request. Grant awards have not been announced.				
<b>Funding Sources</b>	<b>23/24</b>	<b>24/25</b>	<b>25/26</b>	<b>26/27</b>	<b>27/28</b>
Motor Fuel Tax	\$ -	\$ -	\$ 240,000	\$ -	\$ -
FAU (Federal)	\$ -	\$ -	\$ -	\$ -	\$ -
Capital Projects Fund	\$ -	\$ -	\$ -	\$ -	\$ -
Water (501) Fund	\$ -	\$ -	\$ -	\$ -	\$ -
Sewer (502) Fund	\$ -	\$ -	\$ -	\$ -	\$ -
TIF	\$ -	\$ -	\$ -	\$ -	\$ -
Other	\$ -	\$ -	\$ 960,000	\$ -	\$ -
<b>TOTAL</b>	<b>\$ -</b>	<b>\$ -</b>	<b>\$ 1,200,000</b>	<b>\$ -</b>	<b>\$ -</b>
<i>Notes:</i>					
Survey - Required, not started					
Design - City					
Water - None					
Sewer - None					

ID:	20017	ADT:	7500	Classification:	Community
Location:	<b>South 12th - Harrison to State</b>				
Project #:	Not assigned	Ward:	Community	2022 Rating:	4/5
Description/ Need	Removal of buried streetcar track ties that have deteriorated causing rutting along 12th Street. Mill & resurface, ADA improvements, replacement of lead water service lines. Overall project to be split into multiple smaller projects.				
<b>Funding Sources</b>	<b>23/24</b>	<b>24/25</b>	<b>25/26</b>	<b>26/27</b>	<b>27/28</b>
Motor Fuel Tax	\$ -	\$ -	\$ -	\$ -	\$ -
FAU (Federal)	\$ -	\$ -	\$ -	\$ -	\$ -
Capital Projects Fund	\$ -	\$ 1,700,000	\$ 1,200,000	\$ -	\$ -
Water (501) Fund	\$ -	\$ 700,000	\$ 400,000	\$ -	\$ -
Sewer (502) Fund	\$ -	\$ -	\$ -	\$ -	\$ -
TIF	\$ -	\$ -	\$ -	\$ -	\$ -
Other	\$ -	\$ -	\$ -	\$ -	\$ -
<b>TOTAL</b>	\$ -	\$ 2,400,000	\$ 1,600,000	\$ -	\$ -
<i>Notes:</i>					
Survey - completed					
Design - City					
Water - Existing 6" water main from 1890's, 1900's, & 1910's. 70-80 lead service lines.					
Sewer - To be videoed.					

ID:	23403	ADT:	1100	Classification:	Community
Location:	<b>Spring Street - 16th to 18th / 17th - Broadway to Spring</b>				
Project #:	not assigned	Ward:	Community	2022 Rating:	4
Description/ Need	Existing pavement is in poor condition. Resurface pavement, replace water main & lead water services, sewer improvements as needed.				
<b>Funding Sources</b>	<b>23/24</b>	<b>24/25</b>	<b>25/26</b>	<b>26/27</b>	<b>27/28</b>
Motor Fuel Tax	\$ -	\$ -	\$ -	\$ -	\$ -
FAU (Federal)	\$ -	\$ -	\$ -	\$ -	\$ -
Capital Projects Fund	\$ -	\$ 750,000	\$ -	\$ -	\$ -
Water (501) Fund	\$ -	\$ 400,000	\$ -	\$ -	\$ -
Sewer (502) Fund	\$ -	\$ 350,000	\$ -	\$ -	\$ -
TIF	\$ -	\$ -	\$ -	\$ -	\$ -
Other	\$ -	\$ -	\$ -	\$ -	\$ -
<b>TOTAL</b>	\$ -	\$ 1,500,000	\$ -	\$ -	\$ -
<i>Notes:</i>					
Survey - Complete					
Design - City					
Water - Existing 6" water main from 1906, 1907, & 1931. 20-25 lead service lines.					
Sewer - Repairs needed.					

ID:	24006	ADT:	n/a	Classification:	Community
Location:	<b>Various Lead Water Service Lines</b>				
Project #:	Not assigned	Ward:	Community	2022 Rating:	n/a
Description/ Need	Replace various lead service lines at high priority locations (daycares, schools). 2023 - Omnibus Appropriation Act federal grant. 2024 - 2028 local.				
<b>Funding Sources</b>	<b>23/24</b>	<b>24/25</b>	<b>25/26</b>	<b>26/27</b>	<b>27/28</b>
Motor Fuel Tax	\$ -	\$ -	\$ -	\$ -	\$ -
FAU (Federal)	\$ -	\$ -	\$ -	\$ -	\$ -
Capital Projects Fund	\$ -	\$ -	\$ -	\$ -	\$ -
Water (501) Fund	\$ 100,000	\$ 500,000	\$ 700,000	\$ 900,000	\$ 900,000
Sewer (502) Fund	\$ -	\$ -	\$ -	\$ -	\$ -
TIF	\$ -	\$ -	\$ -	\$ -	\$ -
Other	\$ 400,000	\$ -	\$ -	\$ -	\$ -
<b>TOTAL</b>	<b>\$ 500,000</b>	<b>\$ 500,000</b>	<b>\$ 700,000</b>	<b>\$ 900,000</b>	<b>\$ 900,000</b>
<i>Notes:</i>					
Survey - None					
Design - City					
Water - Lead service line replacement					
Sewer - None					

ID:	24007	ADT:	n/a	Classification:	Community
Location:	<b>Landfill 2/3 - Leachate Force Main</b>				
Project #:	not assigned	Ward:	Community	2022 Rating:	n/a
Description/ Need	Proposed construction of a forcemain to transfer leachate from the landfill directly to the City's sanitary sewer. Currently leachate is hauled by tanker truck. The construction of the forcemain will pay for itself in time through reduced leachate disposal costs.				
<b>Funding Sources</b>	<b>23/24</b>	<b>24/25</b>	<b>25/26</b>	<b>26/27</b>	<b>27/28</b>
Motor Fuel Tax	\$ -	\$ -	\$ -	\$ -	\$ -
FAU (Federal)	\$ -	\$ -	\$ -	\$ -	\$ -
Capital Projects Fund	\$ -	\$ -	\$ -	\$ -	\$ -
Water (501) Fund	\$ -	\$ -	\$ -	\$ -	\$ -
Sewer (502) Fund	\$ -	\$ -	\$ -	\$ -	\$ -
TIF	\$ -	\$ -	\$ -	\$ -	\$ -
Other	\$ 100,000	\$ 700,000	\$ -	\$ -	\$ -
<b>TOTAL</b>	<b>\$ 100,000</b>	<b>\$ 700,000</b>	<b>\$ -</b>	<b>\$ -</b>	<b>\$ -</b>
<i>Notes:</i>					
Survey - By consultant, not selected.					
Design - By consultant, not selected.					
Water - n/a					
Sewer - n/a					

ID:	24008	ADT:	n/a	Classification:	Community
Location:	<b>Landfill 4 - General Improvements</b>				
Project #:	not assigned	Ward:	Community	2022 Rating:	n/a
Description/ Need	Regrading to remove low spots and ponding at Landfill 4. Installation of condensation sump.				
<b>Funding Sources</b>	<b>23/24</b>	<b>24/25</b>	<b>25/26</b>	<b>26/27</b>	<b>27/28</b>
Motor Fuel Tax	\$ -	\$ -	\$ -	\$ -	\$ -
FAU (Federal)	\$ -	\$ -	\$ -	\$ -	\$ -
Capital Projects Fund	\$ 100,000	\$ -	\$ -	\$ -	\$ -
Water (501) Fund	\$ -	\$ -	\$ -	\$ -	\$ -
Sewer (502) Fund	\$ -	\$ -	\$ -	\$ -	\$ -
TIF	\$ -	\$ -	\$ -	\$ -	\$ -
Other	\$ -	\$ -	\$ -	\$ -	\$ -
<b>TOTAL</b>	<b>\$ 100,000</b>	<b>\$ -</b>	<b>\$ -</b>	<b>\$ -</b>	<b>\$ -</b>
<i>Notes:</i>					
Survey - Required					
Design - City					
Water - n/a					
Sewer - n/a					

ID:	24009	ADT:		Classification:	Local
Location:	<b>42nd &amp; Harrison - Pump Station</b>				
Project #:	not assigned	Ward:	Community	2022 Rating:	
Description/ Need	Installation of a pump station near the water tower at 42nd & Harrison to increase water pressure on the east end of the City.				
<b>Funding Sources</b>	<b>23/24</b>	<b>24/25</b>	<b>25/26</b>	<b>26/27</b>	<b>27/28</b>
Motor Fuel Tax	\$ -	\$ -	\$ -	\$ -	\$ -
FAU (Federal)	\$ -	\$ -	\$ -	\$ -	\$ -
Capital Projects Fund	\$ -	\$ -	\$ -	\$ -	\$ -
Water (501) Fund	\$ 100,000	\$ 900,000	\$ -	\$ -	\$ -
Sewer (502) Fund	\$ -	\$ -	\$ -	\$ -	\$ -
TIF	\$ -	\$ -	\$ -	\$ -	\$ -
Other	\$ -	\$ -	\$ -	\$ -	\$ -
<b>TOTAL</b>	<b>\$ 100,000</b>	<b>\$ 900,000</b>	<b>\$ -</b>	<b>\$ -</b>	<b>\$ -</b>
<i>Notes:</i>					
Survey - Klingner & Assoc.					
Design - City & Klingner					
Water - Increase water pressure					
Sewer - n/a					



ID:	24010	ADT:	n/a	Classification:	Community
Location:	<b>8th &amp; Jersey</b>				
Project #:	MR 0673	Ward:	Community	2022 Rating:	n/a
Description/ Need	New streetscape with historic lighting, sanitary sewer extension, and water main extension.				
<b>Funding Sources</b>	<b>23/24</b>	<b>24/25</b>	<b>25/26</b>	<b>26/27</b>	<b>27/28</b>
Motor Fuel Tax	\$ -	\$ -	\$ -	\$ -	\$ -
FAU (Federal)	\$ -	\$ -	\$ -	\$ -	\$ -
Capital Projects Fund	\$ -	\$ -	\$ -	\$ -	\$ -
Water (501) Fund	\$ -	\$ -	\$ -	\$ -	\$ -
Sewer (502) Fund	\$ -	\$ -	\$ -	\$ -	\$ -
TIF	\$ 900,000	\$ -	\$ -	\$ -	\$ -
Other	\$ 85,000	\$ -	\$ -	\$ -	\$ -
<b>TOTAL</b>	<b>\$ 985,000</b>	<b>\$ -</b>	<b>\$ -</b>	<b>\$ -</b>	<b>\$ -</b>
<i>Notes:</i>					
Survey - n/a					
Design - City					
Water - Extension					
Sewer - Extension					

ID:	15109	ADT:	300	Classification:	Local
Location:	<b>North 16th Street - Sycamore to Locust</b>				
Project #:	Not Assigned	Ward:	1	2022 Rating:	5
Description/ Need	Resurface asphalt pavement due to poor condition. Extend water main to remove dead ends, 0-5 lead service replacements.				
<b>Funding Sources</b>	<b>23/24</b>	<b>24/25</b>	<b>25/26</b>	<b>26/27</b>	<b>27/28</b>
Motor Fuel Tax	\$ -	\$ -	\$ -	\$ -	\$ -
FAU (Federal)	\$ -	\$ -	\$ -	\$ -	\$ -
Capital Projects Fund	\$ -	\$ 500,000	\$ -	\$ -	\$ -
Water (501) Fund	\$ -	\$ 150,000	\$ -	\$ -	\$ -
Sewer (502) Fund	\$ -	\$ -	\$ -	\$ -	\$ -
TIF	\$ -	\$ -	\$ -	\$ -	\$ -
Other	\$ -	\$ -	\$ -	\$ -	\$ -
<b>TOTAL</b>	<b>\$ -</b>	<b>\$ 650,000</b>	<b>\$ -</b>	<b>\$ -</b>	<b>\$ -</b>
<i>Notes:</i>					
Survey - City					
Design - Not started					
Water - Existing 6" Cast Iron installed 1930. 0-5 lead services. Remove dead end between Maple & Sycamore.					
Sewer - To be videoed					

ID:	16111	ADT:	350	Classification:	Local
Location:	<b>Wells Ave. - N. 17th to N. 18th; Center Ave. - N. 16th to N. 17th; North 17th St. - Locust to Seminary</b>				
Project #:	MR 0671	Ward:	1	2022 Rating:	5
Description/ Need	Improve stormwater drainage along 17th Street. Add curb & gutter, replace deteriorated pavement on 17th Street. Replace oil & chip pavement on Wells Ave.				
<b>Funding Sources</b>	<b>23/24</b>	<b>24/25</b>	<b>25/26</b>	<b>26/27</b>	<b>27/28</b>
Motor Fuel Tax	\$ -	\$ -	\$ -	\$ -	\$ -
FAU (Federal)	\$ -	\$ -	\$ -	\$ -	\$ -
Capital Projects Fund	\$ 1,300,000	\$ -	\$ -	\$ -	\$ -
Water (501) Fund	\$ 75,000	\$ -	\$ -	\$ -	\$ -
Sewer (502) Fund	\$ 350,000	\$ -	\$ -	\$ -	\$ -
TIF	\$ -	\$ -	\$ -	\$ -	\$ -
Other	\$ -	\$ -	\$ -	\$ -	\$ -
<b>TOTAL</b>	<b>\$ 1,725,000</b>	<b>\$ -</b>	<b>\$ -</b>	<b>\$ -</b>	<b>\$ -</b>
<i>Notes:</i>					
Survey - Completed - 2019					
Design - City, completed January 2023					
Water - None					
Sewer - New storm sewer to address poor street drainage.					

ID:	23101	ADT:	400	Classification:	Local
Location:	<b>North 14th Street - Sycamore to Locust</b>				
Project #:	Not Assigned	Ward:	1	2022 Rating:	4
Description/ Need	Existing pavement is in poor condition and is oil & chip. New pavement with curb & gutter, sidewalk, water main extension, sewer improvements as needed.				
<b>Funding Sources</b>	<b>23/24</b>	<b>24/25</b>	<b>25/26</b>	<b>26/27</b>	<b>27/28</b>
Motor Fuel Tax	\$ -	\$ -	\$ -	\$ -	\$ -
FAU (Federal)	\$ -	\$ -	\$ -	\$ -	\$ -
Capital Projects Fund	\$ -	\$ -	\$ 475,000	\$ -	\$ -
Water (501) Fund	\$ -	\$ -	\$ 150,000	\$ -	\$ -
Sewer (502) Fund	\$ -	\$ -	\$ 150,000	\$ -	\$ -
TIF	\$ -	\$ -	\$ -	\$ -	\$ -
Other	\$ -	\$ -	\$ -	\$ -	\$ -
<b>TOTAL</b>	<b>\$ -</b>	<b>\$ -</b>	<b>\$ 775,000</b>	<b>\$ -</b>	<b>\$ -</b>
<i>Notes:</i>					
Survey - Required, to be completed by consultant.					
Design - City					
Water - Original 6" Cast Iron installed in the 1946 / 1956. Extend water main to remove dead ends. 0 lead services.					
Sewer - To be videoed.					

ID:	23102	ADT:	350	Classification:	Local
Location:	<b>North 15th - Cherry to Cedar</b>				
Project #:	Not Assigned	Ward:	1	2022 Rating:	3
Description/ Need	Existing pavement is in poor condition and is oil & chip. New pavement with curb & gutter, sidewalk, water main extension, sewer improvements as needed.				
<b>Funding Sources</b>	<b>23/24</b>	<b>24/25</b>	<b>25/26</b>	<b>26/27</b>	<b>27/28</b>
Motor Fuel Tax	\$ -	\$ -	\$ -	\$ -	\$ -
FAU (Federal)	\$ -	\$ -	\$ -	\$ -	\$ -
Capital Projects Fund	\$ -	\$ -	\$ -	\$ -	\$ 350,000
Water (501) Fund	\$ -	\$ -	\$ -	\$ -	\$ 170,000
Sewer (502) Fund	\$ -	\$ -	\$ -	\$ -	\$ 200,000
TIF	\$ -	\$ -	\$ -	\$ -	\$ -
Other	\$ -	\$ -	\$ -	\$ -	\$ -
<b>TOTAL</b>	<b>\$ -</b>	<b>\$ -</b>	<b>\$ -</b>	<b>\$ -</b>	<b>\$ 720,000</b>
<i>Notes:</i>					
Survey - Required, to be completed by consultant.					
Design - City					
Water - Existing 12" Transite constructed in 1957, 6" Cast Iron constructed in 1931 (dead end). 1 lead service					
Sewer - To be videoed.					

ID:	23103	ADT:	400	Classification:	Local
Location:	<b>North 13th - Cedar to Locust</b>				
Project #:	Not Assigned	Ward:	1	2022 Rating:	5
Description/ Need	Existing pavement is in poor condition and is oil & chip. New pavement with curb & gutter, sidewalk, water main extension, sewer improvements as needed.				
<b>Funding Sources</b>	<b>23/24</b>	<b>24/25</b>	<b>25/26</b>	<b>26/27</b>	<b>27/28</b>
Motor Fuel Tax	\$ -	\$ -	\$ -	\$ -	\$ -
FAU (Federal)	\$ -	\$ -	\$ -	\$ -	\$ -
Capital Projects Fund	\$ -	\$ -	\$ -	\$ 900,000	\$ -
Water (501) Fund	\$ -	\$ -	\$ -	\$ 200,000	\$ -
Sewer (502) Fund	\$ -	\$ -	\$ -	\$ -	\$ -
TIF	\$ -	\$ -	\$ -	\$ -	\$ -
Other	\$ -	\$ -	\$ -	\$ -	\$ -
<b>TOTAL</b>	<b>\$ -</b>	<b>\$ -</b>	<b>\$ -</b>	<b>\$ 1,100,000</b>	<b>\$ -</b>
<i>Notes:</i>					
Survey - Required, to be completed by consultant.					
Design - City					
Water - 8" Transite constructed in 1947. Extend water main to remove dead ends.					
Sewer - To be videoed.					

ID:	24101	ADT:	350	Classification:	Local
Location:	<b>North 17th - Cedar to Sycamore</b>				
Project #:	MR 0673	Ward:	1	2022 Rating:	4
Description/ Need	Existing pavement is in poor condition and is oil & chip. New pavement with curb & gutter, remove lead water services, sewer improvements as needed.				
<b>Funding Sources</b>	<b>23/24</b>	<b>24/25</b>	<b>25/26</b>	<b>26/27</b>	<b>27/28</b>
Motor Fuel Tax	\$ -	\$ -	\$ -	\$ -	\$ -
FAU (Federal)	\$ -	\$ -	\$ -	\$ -	\$ -
Capital Projects Fund	\$ -	\$ 750,000	\$ -	\$ -	\$ -
Water (501) Fund	\$ -	\$ 100,000	\$ -	\$ -	\$ -
Sewer (502) Fund	\$ -	\$ -	\$ -	\$ -	\$ -
TIF	\$ -	\$ -	\$ -	\$ -	\$ -
Other	\$ -	\$ -	\$ -	\$ -	\$ -
<b>TOTAL</b>	<b>\$ -</b>	<b>\$ 850,000</b>	<b>\$ -</b>	<b>\$ -</b>	<b>\$ -</b>
<i>Notes:</i>					
Survey - Required, to be completed by consultant.					
Design - City					
Water - 12" Transite constructed in 1953. 0-5 lead services					
Sewer - To be videoed.					

ID:	15209	ADT:	500	Classification:	Local
Location:	<b>College Ave. - North 4th to North 8th</b>				
Project #:	MR 0632	Ward:	2	2022 Rating:	4
Description/ Need:	Street in poor condition, 100+ yr water main & lead services.				
<b>Funding Sources</b>	<b>23/24</b>	<b>24/25</b>	<b>25/26</b>	<b>26/27</b>	<b>27/28</b>
Motor Fuel Tax	\$ -	\$ -	\$ -	\$ -	\$ -
FAU (Federal)	\$ -	\$ -	\$ -	\$ -	\$ -
Capital Projects Fund	\$ -	\$ 1,200,000	\$ -	\$ -	\$ -
Water (501) Fund	\$ -	\$ 500,000	\$ -	\$ -	\$ -
Sewer (502) Fund	\$ -	\$ 400,000	\$ -	\$ -	\$ -
TIF	\$ -	\$ -	\$ -	\$ -	\$ -
Other	\$ -	\$ -	\$ -	\$ -	\$ -
<b>TOTAL</b>	<b>\$ -</b>	<b>\$ 2,100,000</b>	<b>\$ -</b>	<b>\$ -</b>	<b>\$ -</b>
<i>Notes:</i>					
Survey - Completed					
Design - 80% complete (3rd to 4th Street)					
Water - Original water main installed in 1897, 1908, 1911, 40+ lead services.					
Sewer - Replace sewer in the intersection of 4th & College, 5th to 8th to be videoed.					

ID:	19216	ADT:		Classification:	Local
Location:	<b>Elm Street - North 2nd to North 3rd</b>				
Project #:	Not assigned	Ward:	2	2022 Rating:	5
Description/ Need:	Street in poor condition. Mill & resurface pavement.				
<b>Funding Sources</b>	<b>23/24</b>	<b>24/25</b>	<b>25/26</b>	<b>26/27</b>	<b>27/28</b>
Motor Fuel Tax	\$ -	\$ -	\$ -	\$ -	\$ -
FAU (Federal)	\$ -	\$ -	\$ -	\$ -	\$ -
Capital Projects Fund	\$ -	\$ -	\$ -	\$ 200,000	\$ -
Water (501) Fund	\$ -	\$ -	\$ -	\$ 250,000	\$ -
Sewer (502) Fund	\$ -	\$ -	\$ -	\$ 200,000	\$ -
TIF	\$ -	\$ -	\$ -	\$ -	\$ -
Other	\$ -	\$ -	\$ -	\$ -	\$ -
<b>TOTAL</b>	<b>\$ -</b>	<b>\$ -</b>	<b>\$ -</b>	<b>\$ 650,000</b>	<b>\$ -</b>
<i>Notes:</i>					
Survey - to be determined					
Design - City					
Water - Original water main installed in 1899, 2 lead services.					
Sewer - To be videoed					

ID:	22219	ADT:	250	Classification:	Local
Location:	<b>Cherry - N 12th to N 13th / North 13th - Chestnut to Cherry</b>				
Project #:	Not assigned	Ward:	2	2022 Rating:	3/4
Description/ Need:	Existing street in poor condition, oil & chip pavement. New pavement with curb & gutter. Extend water main to remove dead ends.				
<b>Funding Sources</b>	<b>23/24</b>	<b>24/25</b>	<b>25/26</b>	<b>26/27</b>	<b>27/28</b>
Motor Fuel Tax	\$ -	\$ -	\$ -	\$ -	\$ -
FAU (Federal)	\$ -	\$ -	\$ -	\$ -	\$ -
Capital Projects Fund	\$ -	\$ -	\$ 650,000	\$ -	\$ -
Water (501) Fund	\$ -	\$ -	\$ 125,000	\$ -	\$ -
Sewer (502) Fund	\$ -	\$ -	\$ 200,000	\$ -	\$ -
TIF	\$ -	\$ -	\$ -	\$ -	\$ -
Other	\$ -	\$ -	\$ -	\$ -	\$ -
<b>TOTAL</b>	<b>\$ -</b>	<b>\$ -</b>	<b>\$ 975,000</b>	<b>\$ -</b>	<b>\$ -</b>
<i>Notes:</i>					
Survey - Required, to be completed by consultant.					
Design - City					
Water - Extend water main to remove dead ends.					
Sewer - To be videoed.					

ID:	20217	ADT:	400	Classification:	Local
Location:	<b>Cherry - N. 2nd - N, 3rd</b>				
Project #:	Not assigned	Ward:	2	2022 Rating:	5
Description/ Need:	Street in poor condition. Mill & resurface pavement.				
<b>Funding Sources</b>	<b>23/24</b>	<b>24/25</b>	<b>25/26</b>	<b>26/27</b>	<b>27/28</b>
Motor Fuel Tax	\$ -	\$ -	\$ -	\$ -	\$ -
FAU (Federal)	\$ -	\$ -	\$ -	\$ -	\$ -
Capital Projects Fund	\$ -	\$ -	\$ -	\$ -	\$ 400,000
Water (501) Fund	\$ -	\$ -	\$ -	\$ -	\$ 300,000
Sewer (502) Fund	\$ -	\$ -	\$ -	\$ -	\$ 200,000
TIF	\$ -	\$ -	\$ -	\$ -	\$ -
Other	\$ -	\$ -	\$ -	\$ -	\$ -
<b>TOTAL</b>	<b>\$ -</b>	<b>\$ -</b>	<b>\$ -</b>	<b>\$ -</b>	<b>\$ 900,000</b>
<i>Notes:</i>					
Survey - Required, to be completed by consultant.					
Design - City					
Water - Original water main installed in 1900, approximately 10 lead water services.					
Sewer - To be videoed					

ID:	23201	ADT:	400	Classification:	Local
Location:	<b>North 17th - Oak to Elm</b>				
Project #:	Not assigned	Ward:	2	2022 Rating:	4/5
Description/ Need:	Street in poor condition. Mill & resurface pavement.				
<b>Funding Sources</b>	<b>23/24</b>	<b>24/25</b>	<b>25/26</b>	<b>26/27</b>	<b>27/28</b>
Motor Fuel Tax	\$ -	\$ -	\$ -	\$ -	\$ -
FAU (Federal)	\$ -	\$ -	\$ -	\$ -	\$ -
Capital Projects Fund	\$ 300,000	\$ -	\$ -	\$ -	\$ -
Water (501) Fund	\$ 50,000	\$ -	\$ -	\$ -	\$ -
Sewer (502) Fund	\$ 150,000	\$ -	\$ -	\$ -	\$ -
TIF	\$ -	\$ -	\$ -	\$ -	\$ -
Other	\$ -	\$ -	\$ -	\$ -	\$ -
<b>TOTAL</b>	<b>\$ 500,000</b>	<b>\$ -</b>	<b>\$ -</b>	<b>\$ -</b>	<b>\$ -</b>
<i>Notes:</i>					
Survey - Not required					
Design - City					
Water - Original 6" water main installed in 1933 & 1916, approximately 1-5 lead water services.					
Sewer - To be videoed					

ID:	16214	ADT:	350 400	Classification:	Local
Location:	<b>North 9th - Elm to Chestnut</b>				
Project #:	Not assigned	Ward:	2	2022 Rating:	4
Description/ Need:	Street in poor condition. Mill & resurface pavement.				
<b>Funding Sources</b>	<b>23/24</b>	<b>24/25</b>	<b>25/26</b>	<b>26/27</b>	<b>27/28</b>
Motor Fuel Tax	\$ -	\$ 250,000	\$ -	\$ -	\$ -
FAU (Federal)	\$ -	\$ -	\$ -	\$ -	\$ -
Capital Projects Fund	\$ -	\$ -	\$ -	\$ -	\$ -
Water (501) Fund	\$ -	\$ 100,000	\$ -	\$ -	\$ -
Sewer (502) Fund	\$ -	\$ 100,000	\$ -	\$ -	\$ -
TIF	\$ -	\$ -	\$ -	\$ -	\$ -
Other	\$ -	\$ -	\$ -	\$ -	\$ -
<b>TOTAL</b>	<b>\$ -</b>	<b>\$ 450,000</b>	<b>\$ -</b>	<b>\$ -</b>	<b>\$ -</b>
<i>Notes:</i>					
Survey - Needed - corners					
Design - City					
Water - Original 6" water main installed in 1920's, 0-5 lead water services.					
Sewer - to be videoed					

ID:	23202	ADT:	300	Classification:	Local
Location:	<b>North 7th - Lind to Chestnut</b>				
Project #:	Not assigned	Ward:	2	2022 Rating:	4
Description/ Need:	Repair pavement due to sewer replacement.				
<b>Funding Sources</b>	<b>23/24</b>	<b>24/25</b>	<b>25/26</b>	<b>26/27</b>	<b>27/28</b>
Motor Fuel Tax	\$ -	\$ -	\$ -	\$ -	\$ -
FAU (Federal)	\$ -	\$ -	\$ -	\$ -	\$ -
Capital Projects Fund	\$ 250,000	\$ -	\$ -	\$ -	\$ -
Water (501) Fund	\$ -	\$ -	\$ -	\$ -	\$ -
Sewer (502) Fund	\$ -	\$ -	\$ -	\$ -	\$ -
TIF	\$ -	\$ -	\$ -	\$ -	\$ -
Other	\$ -	\$ -	\$ -	\$ -	\$ -
<b>TOTAL</b>	<b>\$ 250,000</b>	<b>\$ -</b>	<b>\$ -</b>	<b>\$ -</b>	<b>\$ -</b>
<i>Notes:</i>					
Survey - none					
Design - City					
Water -					
Sewer - Replaced in winter of 2022 by City					



ID:	20325	ADT:	400	Classification:	Local
Location:	<b>North 26th - Elm to Chestnut</b>				
Project #:	MR 0661	Ward:	3	2022 Rating:	4
Description/ Need:	Existing oil & chip street, poor condition. Street reconstruction with curb & gutter, sidewalk, reconstruction of storm sewer inlets. Extend water main to remove dead-ends. Bid from Rees Construction approved 2/27/23.				
<b>Funding Sources</b>	<b>23/24</b>	<b>24/25</b>	<b>25/26</b>	<b>26/27</b>	<b>27/28</b>
Motor Fuel Tax	\$ -	\$ -	\$ -	\$ -	\$ -
FAU (Federal)	\$ -	\$ -	\$ -	\$ -	\$ -
Capital Projects Fund	\$ 550,000	\$ -	\$ -	\$ -	\$ -
Water (501) Fund	\$ 100,000	\$ -	\$ -	\$ -	\$ -
Sewer (502) Fund	\$ 60,000	\$ -	\$ -	\$ -	\$ -
TIF	\$ -	\$ -	\$ -	\$ -	\$ -
Other	\$ -	\$ -	\$ -	\$ -	\$ -
<b>TOTAL</b>	<b>\$ 710,000</b>	<b>\$ -</b>	<b>\$ -</b>	<b>\$ -</b>	<b>\$ -</b>
<i>Notes:</i>					
Survey - Completed - 2022					
Design - City, bid date: 2/15/23					
Water - Remove dead ends (416 ft of 6")					
Sewer - Rebuild existing inlets					

ID:	23302	ADT:	850	Classification:	Local
Location:	<b>Cedar St. - 24th to 26th</b>				
Project #:	Not assigned	Ward:	3	2022 Rating:	4/5
Description/ Need:	Resurface asphalt pavement due to poor condition. 20-25 lead service replacements.				
<b>Funding Sources</b>	<b>23/24</b>	<b>24/25</b>	<b>25/26</b>	<b>26/27</b>	<b>27/28</b>
Motor Fuel Tax	\$ -	\$ -	\$ -	\$ -	\$ -
FAU (Federal)	\$ -	\$ -	\$ -	\$ -	\$ -
Capital Projects Fund	\$ -	\$ -	\$ -	\$ 500,000	\$ -
Water (501) Fund	\$ -	\$ -	\$ -	\$ 350,000	\$ -
Sewer (502) Fund	\$ -	\$ -	\$ -	\$ 100,000	\$ -
TIF	\$ -	\$ -	\$ -	\$ -	\$ -
Other	\$ -	\$ -	\$ -	\$ -	\$ -
<b>TOTAL</b>	<b>\$ -</b>	<b>\$ -</b>	<b>\$ -</b>	<b>\$ 950,000</b>	<b>\$ -</b>
<i>Notes:</i>					
Survey - Required, to be completed by consultant.					
Design - City - 2024					
Water - 6" cast iron constructed in 1915, 20-25 lead water services.					
Sewer - To be videoed.					

ID:	243002	ADT:	750	Classification:	Local
Location:	<b>College Ave. - N. 24th to N. 28th</b>				
Project #:	Not assigned	Ward:	3	2022 Rating:	4
Description/ Need:	Resurface asphalt pavement due to poor condition. Sidewalk ADA improvements. Replace lead water services.				
<b>Funding Sources</b>	<b>23/24</b>	<b>24/25</b>	<b>25/26</b>	<b>26/27</b>	<b>27/28</b>
Motor Fuel Tax	\$ -	\$ -	\$ -	\$ -	\$ -
FAU (Federal)	\$ -	\$ -	\$ -	\$ -	\$ -
Capital Projects Fund	\$ -	\$ -	\$ 650,000	\$ -	\$ -
Water (501) Fund	\$ -	\$ -	\$ 200,000	\$ -	\$ -
Sewer (502) Fund	\$ -	\$ -	\$ 100,000	\$ -	\$ -
TIF	\$ -	\$ -	\$ -	\$ -	\$ -
Other	\$ -	\$ -	\$ -	\$ -	\$ -
<b>TOTAL</b>	<b>\$ -</b>	<b>\$ -</b>	<b>\$ 950,000</b>	<b>\$ -</b>	<b>\$ -</b>
<i>Notes:</i>					
Survey - To be determined.					
Design - City					
Water - 6" cast iron (1916 & 1937), 8" transite (1946), 5-10 lead services at east end.					
Sewer - to be videoed.					

ID:	23303	ADT:	525	Classification:	Local
Location:	<b>North 26th - Chestnut to Cherry, Cedar to Spruce</b>				
Project #:	Not assigned	Ward:	3	2022 Rating:	4
Description/ Need:	Resurface asphalt pavement due to poor condition. Sidewalk ADA improvements. Replace lead water services.				
<b>Funding Sources</b>	<b>23/24</b>	<b>24/25</b>	<b>25/26</b>	<b>26/27</b>	<b>27/28</b>
Motor Fuel Tax	\$ -	\$ -	\$ -	\$ -	\$ -
FAU (Federal)	\$ -	\$ -	\$ -	\$ -	\$ -
Capital Projects Fund	\$ -	\$ -	\$ -	\$ -	\$ 400,000
Water (501) Fund	\$ -	\$ -	\$ -	\$ -	\$ 150,000
Sewer (502) Fund	\$ -	\$ -	\$ -	\$ -	\$ 100,000
TIF	\$ -	\$ -	\$ -	\$ -	\$ -
Other	\$ -	\$ -	\$ -	\$ -	\$ -
<b>TOTAL</b>	<b>\$ -</b>	<b>\$ -</b>	<b>\$ -</b>	<b>\$ -</b>	<b>\$ 650,000</b>
<i>Notes:</i>					
Survey - To be determined					
Design - City					
Water - 6" cast iron, constructed 1920's & 1930's. 5-10 lead services					
Sewer - To be videoed					

ID:	21327	ADT:	150	Classification:	Local
Location:	<b>North Ave. - Locust to end</b>				
Project #:	MR 0662	Ward:	3	2022 Rating:	4
Description/ Need	Street in poor condition, no drainage. Water main dead end without blow off or hydrant. Bid from Rees Construction approved 2/27/23.				
<b>Funding Sources</b>	<b>23/24</b>	<b>24/2</b>	<b>25/2</b>	<b>26/2</b>	<b>27/2</b>
Motor Fuel Tax	\$ -	\$ -	\$ -	\$ -	\$ -
FAU (Federal)	\$ -	\$ -	\$ -	\$ -	\$ -
Capital Projects Fund	\$ 285,000	\$ -	\$ -	\$ -	\$ -
Water (501) Fund	\$ 40,000	\$ -	\$ -	\$ -	\$ -
Sewer (502) Fund	\$ 35,000	\$ -	\$ -	\$ -	\$ -
TIF	\$ -	\$ -	\$ -	\$ -	\$ -
Other	\$ -	\$ -	\$ -	\$ -	\$ -
<b>TOTAL</b>	<b>\$ 360,000</b>	<b>\$ -</b>	<b>\$ -</b>	<b>\$ -</b>	<b>\$ -</b>
<i>Notes:</i>					
Survey - Completed - 2022					
Design - City.					
Water - Add fire hydrant at north end.					
Sewer - Add storm sewers to provide roadway drainage.					

ID:	243001	ADT:	750	Classification:	Local
Location:	<b>Spring Street - N. 25th to Lenane Dr.</b>				
Project #:	Not assigned	Ward:	3	2022 Rating:	5/3
Description/ Need	Mix of oil & chip and asphalt pavement in poor condition. Spring St. without curb & gutters. Sidewalks, ADA improvements.				
<b>Funding Sources</b>	<b>23/24</b>	<b>24/25</b>	<b>25/26</b>	<b>26/27</b>	<b>27/28</b>
Motor Fuel Tax	\$ -	\$ -	\$ -	\$ -	\$ -
FAU (Federal)	\$ -	\$ -	\$ -	\$ -	\$ -
Capital Projects Fund	\$ -	\$ 700,000	\$ -	\$ -	\$ -
Water (501) Fund	\$ -	\$ 100,000	\$ -	\$ -	\$ -
Sewer (502) Fund	\$ -	\$ -	\$ -	\$ -	\$ -
TIF	\$ -	\$ -	\$ -	\$ -	\$ -
Other	\$ -	\$ -	\$ -	\$ -	\$ -
<b>TOTAL</b>	<b>\$ -</b>	<b>\$ 800,000</b>	<b>\$ -</b>	<b>\$ -</b>	<b>\$ -</b>
<i>Notes:</i>					
Survey - By Kligner in 2023					
Design - City - 2023					
Water - 8" transite, constructed 1950's. Lenane & Willow services to be reviewed.					
Sewer - To be videoed.					

ID:	15407	ADT:	850	Classification:	Local
Location:	<b>Hampshire St. - 18th to 20th</b>				
Project #:	MR 0622	Ward:	4	2022 Rating:	4
Description/ Need	Existing pavement is in poor condition. New pavement with curb & gutter, replace water main & lead water services, sewer improvements as needed.				
<b>Funding Sources</b>	<b>23/24</b>	<b>24/25</b>	<b>25/26</b>	<b>26/27</b>	<b>27/28</b>
Motor Fuel Tax	\$ -	\$ -	\$ -	\$ -	\$ -
FAU (Federal)	\$ -	\$ -	\$ -	\$ -	\$ -
Capital Projects Fund	\$ -	\$ 600,000	\$ -	\$ -	\$ -
Water (501) Fund	\$ -	\$ 500,000	\$ -	\$ -	\$ -
Sewer (502) Fund	\$ -	\$ 500,000	\$ -	\$ -	\$ -
TIF	\$ -	\$ -	\$ -	\$ -	\$ -
Other	\$ -	\$ -	\$ -	\$ -	\$ -
<b>TOTAL</b>	<b>\$ -</b>	<b>\$ 1,600,000</b>	<b>\$ -</b>	<b>\$ -</b>	<b>\$ -</b>
<i>Notes:</i>					
Survey - Completed					
Design - City					
Water - 6" Cast Iron constructed in 1898. 15-20 lead services					
Sewer - To be videoed, prior issues.					

ID:	16410	ADT:	650	Classification:	Local
Location:	<b>South 22nd - Jefferson to Payson</b>				
Project #:	not assigned	Ward:	4	2022 Rating:	5
Description/ Need	Existing pavement is in poor condition. Resurface pavement, replace water main & lead water services, sewer improvements as needed.				
<b>Funding Sources</b>	<b>23/24</b>	<b>24/25</b>	<b>25/26</b>	<b>26/27</b>	<b>27/28</b>
Motor Fuel Tax	\$ -	\$ -	\$ -	\$ -	\$ -
FAU (Federal)	\$ -	\$ -	\$ -	\$ -	\$ -
Capital Projects Fund	\$ -	\$ -	\$ -	\$ -	\$ 700,000
Water (501) Fund	\$ -	\$ -	\$ -	\$ -	\$ 500,000
Sewer (502) Fund	\$ -	\$ -	\$ -	\$ -	\$ 200,000
TIF	\$ -	\$ -	\$ -	\$ -	\$ -
Other	\$ -	\$ -	\$ -	\$ -	\$ -
<b>TOTAL</b>	<b>\$ -</b>	<b>\$ -</b>	<b>\$ -</b>	<b>\$ -</b>	<b>\$ 1,400,000</b>
<i>Notes:</i>					
Survey - Required, to be completed by consultant.					
Design - City					
Water - 6" Cast Iron constructed in 1908 & 1911. 15-20 lead services.					
Sewer - To be videoed					

ID:	15408	ADT:	500	Classification:	Local
Location:	<b>Kentucky St. - 16th to 18th</b>				
Project #:	not assigned	Ward:	4	2022 Rating:	
Description/ Need	Existing pavement is in poor condition. Resurface pavement, replace water main & lead water services, sewer improvements as needed.				
<b>Funding Sources</b>	<b>23/24</b>	<b>24/25</b>	<b>25/26</b>	<b>26/27</b>	<b>27/28</b>
Motor Fuel Tax	\$ -	\$ -	\$ -	\$ -	\$ -
FAU (Federal)	\$ -	\$ -	\$ -	\$ -	\$ -
Capital Projects Fund	\$ -	\$ -	\$ 600,000	\$ -	\$ -
Water (501) Fund	\$ -	\$ -	\$ 300,000	\$ -	\$ -
Sewer (502) Fund	\$ -	\$ -	\$ 200,000	\$ -	\$ -
TIF	\$ -	\$ -	\$ -	\$ -	\$ -
Other	\$ -	\$ -	\$ -	\$ -	\$ -
<b>TOTAL</b>	<b>\$ -</b>	<b>\$ -</b>	<b>\$ 1,100,000</b>	<b>\$ -</b>	<b>\$ -</b>
<i>Notes:</i>					
Survey - To be determined					
Design - City					
Water - 6" Cast Iron constructed in 1896. 10-15 lead services.					
Sewer - To be videoed					

ID:	23402	ADT:	350	Classification:	Local
Location:	<b>Jersey - 16th to 18th</b>				
Project #:	not assigned	Ward:	4	2022 Rating:	4
Description/ Need	Existing pavement is in poor condition. Resurface pavement, replace water main & lead water services, sewer improvements as needed.				
<b>Funding Sources</b>	<b>23/24</b>	<b>24/25</b>	<b>25/26</b>	<b>26/27</b>	<b>27/28</b>
Motor Fuel Tax	\$ -	\$ -	\$ -	\$ -	\$ -
FAU (Federal)	\$ -	\$ -	\$ -	\$ -	\$ -
Capital Projects Fund	\$ -	\$ -	\$ -	\$ 650,000	\$ -
Water (501) Fund	\$ -	\$ -	\$ -	\$ 350,000	\$ -
Sewer (502) Fund	\$ -	\$ -	\$ -	\$ 220,000	\$ -
TIF	\$ -	\$ -	\$ -	\$ -	\$ -
Other	\$ -	\$ -	\$ -	\$ -	\$ -
<b>TOTAL</b>	<b>\$ -</b>	<b>\$ -</b>	<b>\$ -</b>	<b>\$ 1,220,000</b>	<b>\$ -</b>
<i>Notes:</i>					
Survey - To be determined					
Design - City					
Water - 6" Cast Iron constructed in 1914. 10-15 lead services.					
Sewer - To be videoed					

ID:	24401	ADT:	350	Classification:	Local
Location:	<b>South 21st - Harrison to Jackson</b>				
Project #:	not assigned	Ward:	4	2022 Rating:	4/5
Description/ Need	Existing pavement is in poor condition and is oil & chip. New pavement with curb & gutter, remove lead water services, sewer improvements as needed.				
<b>Funding Sources</b>	<b>23/24</b>	<b>24/25</b>	<b>25/26</b>	<b>26/27</b>	<b>27/28</b>
Motor Fuel Tax	\$ -	\$ -	\$ -	\$ -	\$ -
FAU (Federal)	\$ -	\$ -	\$ -	\$ -	\$ -
Capital Projects Fund	\$ 650,000	\$ -	\$ -	\$ -	\$ -
Water (501) Fund	\$ 10,000	\$ -	\$ -	\$ -	\$ -
Sewer (502) Fund	\$ 60,000	\$ -	\$ -	\$ -	\$ -
TIF	\$ -	\$ -	\$ -	\$ -	\$ -
Other	\$ -	\$ -	\$ -	\$ -	\$ -
<b>TOTAL</b>	<b>\$ 720,000</b>	<b>\$ -</b>	<b>\$ -</b>	<b>\$ -</b>	<b>\$ -</b>
<i>Notes:</i>					
Survey - Required - Kligner & Assoc.					
Design - City					
Water - 6" Cast Iron constructed 1934, 6" transite constructed 1954. 0-2 lead services.					
Sewer - To be videoed.					

ID:	23405	ADT:	350	Classification:	Local
Location:	<b>South 23rd - Harrison to Monroe</b>				
Project #:	not assigned	Ward:	4	2022 Rating:	4
Description/ Need	Existing pavement is in poor condition and is oil & chip. New pavement with curb & gutter, sewer improvements as needed.				
<b>Funding Sources</b>	<b>23/24</b>	<b>24/25</b>	<b>25/26</b>	<b>26/27</b>	<b>27/28</b>
Motor Fuel Tax	\$ -	\$ -	\$ -	\$ -	\$ -
FAU (Federal)	\$ -	\$ -	\$ -	\$ -	\$ -
Capital Projects Fund	\$ -	\$ -	\$ -	\$ 900,000	\$ -
Water (501) Fund	\$ -	\$ -	\$ -	\$ -	\$ -
Sewer (502) Fund	\$ -	\$ -	\$ -	\$ 100,000	\$ -
TIF	\$ -	\$ -	\$ -	\$ -	\$ -
Other	\$ -	\$ -	\$ -	\$ -	\$ -
<b>TOTAL</b>	<b>\$ -</b>	<b>\$ -</b>	<b>\$ -</b>	<b>\$ 1,000,000</b>	<b>\$ -</b>
<i>Notes:</i>					
Survey - Required, to be completed by consultant.					
Design - City					
Water - 6" Cast Iron constructed in 1940's & 1950's. no lead services.					
Sewer - To be videoed					

ID:	16514	ADT:	400	Classification:	Local
Location:	<b>Carriage Hill Subdivision &amp; 1st Addition</b>				
Project #:	not assigned	Ward:	5	2022 Rating:	4/5
Description/ Need:	Streets in poor condition. Original pavement from early 1990's. Mill & resurface.				
<b>Funding Sources</b>	<b>23/24</b>	<b>24/25</b>	<b>25/26</b>	<b>26/27</b>	<b>27/28</b>
Motor Fuel Tax	\$ -	\$ 500,000	\$ -	\$ -	\$ -
FAU (Federal)	\$ -	\$ -	\$ -	\$ -	\$ -
Capital Projects Fund	\$ -	\$ -	\$ -	\$ -	\$ -
Water (501) Fund	\$ -	\$ -	\$ -	\$ -	\$ -
Sewer (502) Fund	\$ -	\$ -	\$ -	\$ -	\$ -
TIF	\$ -	\$ -	\$ -	\$ -	\$ -
Other	\$ -	\$ -	\$ -	\$ -	\$ -
<b>TOTAL</b>	<b>\$ -</b>	<b>\$ 500,000</b>	<b>\$ -</b>	<b>\$ -</b>	<b>\$ -</b>
<i>Notes:</i>					
Survey - Not required					
Design - City					
Water - PVC					
Sewer - To be videoed					

ID:	22524	ADT:	300	Classification:	Local
Location:	<b>Fundy Road, Scotia Trail, &amp; South 29th</b>				
Project #:	MR 0672	Ward:	5	2022 Rating:	4/5
Description/ Need	Streets in poor condition. Mill & resurface with gutter repairs.				
<b>Funding Sources</b>	<b>23/24</b>	<b>24/25</b>	<b>25/26</b>	<b>26/27</b>	<b>27/28</b>
Motor Fuel Tax	\$ 400,000	\$ -	\$ -	\$ -	\$ -
FAU (Federal)	\$ -	\$ -	\$ -	\$ -	\$ -
Capital Projects Fund	\$ -	\$ -	\$ -	\$ -	\$ -
Water (501) Fund	\$ -	\$ -	\$ -	\$ -	\$ -
Sewer (502) Fund	\$ -	\$ -	\$ -	\$ -	\$ -
TIF	\$ -	\$ -	\$ -	\$ -	\$ -
Other	\$ -	\$ -	\$ -	\$ -	\$ -
<b>TOTAL</b>	<b>\$ 400,000</b>	<b>\$ -</b>	<b>\$ -</b>	<b>\$ -</b>	<b>\$ -</b>
<i>Notes:</i>					
Survey - Not required					
Design - City					
Water - PVC					
Sewer - To be videoed					

ID:	23502	ADT:	100	Classification:	Local
Location:	<b>Van Buren - South 24th to end</b>				
Project #:	MR 0666	Ward:	5	2022 Rating:	4
Description/ Need	Existing pavement is in poor condition and is oil & chip. New pavement with gutter, drainage improvements as needed. Extend water main & provide fire hydrant at the east end.				
<b>Funding Sources</b>	<b>23/24</b>	<b>24/25</b>	<b>25/26</b>	<b>26/27</b>	<b>27/28</b>
Motor Fuel Tax	\$ -	\$ -	\$ -	\$ -	\$ -
FAU (Federal)	\$ -	\$ -	\$ -	\$ -	\$ -
Capital Projects Fund	\$ 550,000	\$ -	\$ -	\$ -	\$ -
Water (501) Fund	\$ 150,000	\$ -	\$ -	\$ -	\$ -
Sewer (502) Fund	\$ 100,000	\$ -	\$ -	\$ -	\$ -
TIF	\$ -	\$ -	\$ -	\$ -	\$ -
Other	\$ -	\$ -	\$ -	\$ -	\$ -
<b>TOTAL</b>	<b>\$ 800,000</b>	<b>\$ -</b>	<b>\$ -</b>	<b>\$ -</b>	<b>\$ -</b>
<i>Notes:</i>					
Survey - Complete					
Design - City					
Water - 6" Transite constructed in 1970.					
Sewer - To be videoed					

ID:	23503	ADT:	200	Classification:	Local
Location:	<b>Breckenridge Subdivision - 1st Addition</b>				
Project #:	not assigned	Ward:	5	2022 Rating:	5
Description/ Need	Streets in poor condition. Mill & resurface with gutter repairs.				
<b>Funding Sources</b>	<b>23/24</b>	<b>24/25</b>	<b>25/26</b>	<b>26/27</b>	<b>27/28</b>
Motor Fuel Tax	\$ -	\$ -	\$ -	\$ 500,000	\$ -
FAU (Federal)	\$ -	\$ -	\$ -	\$ -	\$ -
Capital Projects Fund	\$ -	\$ -	\$ -	\$ -	\$ -
Water (501) Fund	\$ -	\$ -	\$ -	\$ -	\$ -
Sewer (502) Fund	\$ -	\$ -	\$ -	\$ -	\$ -
TIF	\$ -	\$ -	\$ -	\$ -	\$ -
Other	\$ -	\$ -	\$ -	\$ -	\$ -
<b>TOTAL</b>	<b>\$ -</b>	<b>\$ -</b>	<b>\$ -</b>	<b>\$ 500,000</b>	<b>\$ -</b>
<i>Notes:</i>					
Survey - Not required					
Design - City					
Water - PVC					
Sewer - To be videoed					



ID:	22524	ADT:	400	Classification:	Local
Location:	<b>Wilderness Trails Subdivision</b>				
Project #:	not assigned	Ward:	5	2022 Rating:	4/5/6
Description/ Need	Streets in poor condition. Mill & resurface with gutter repairs.				
<b>Funding Sources</b>	<b>23/24</b>	<b>24/25</b>	<b>25/26</b>	<b>26/27</b>	<b>27/28</b>
Motor Fuel Tax	\$ -	\$ -	\$ -	\$ -	\$ 700,000
FAU (Federal)	\$ -	\$ -	\$ -	\$ -	\$ -
Capital Projects Fund	\$ -	\$ -	\$ -	\$ -	\$ -
Water (501) Fund	\$ -	\$ -	\$ -	\$ -	\$ -
Sewer (502) Fund	\$ -	\$ -	\$ -	\$ -	\$ -
TIF	\$ -	\$ -	\$ -	\$ -	\$ -
Other	\$ -	\$ -	\$ -	\$ -	\$ -
<b>TOTAL</b>	<b>\$ -</b>	<b>\$ -</b>	<b>\$ -</b>	<b>\$ -</b>	<b>\$ 700,000</b>
<i>Notes:</i>					
Survey - Not required					
Design - City					
Water - PVC					
Sewer - To be videoed					

ID:	235001	ADT:	400	Classification:	Local
Location:	<b>Ridgewood Drive - State to end</b>				
Project #:	not assigned	Ward:	5	2022 Rating:	5
Description/ Need	Streets in poor condition. Mill & resurface with drainage & gutter repairs.				
<b>Funding Sources</b>	<b>23/24</b>	<b>24/25</b>	<b>25/26</b>	<b>26/27</b>	<b>27/28</b>
Motor Fuel Tax	\$ -	\$ -	\$ -	\$ -	\$ -
FAU (Federal)	\$ -	\$ -	\$ -	\$ -	\$ -
Capital Projects Fund	\$ -	\$ -	\$ 700,000	\$ -	\$ -
Water (501) Fund	\$ -	\$ -	\$ -	\$ -	\$ -
Sewer (502) Fund	\$ -	\$ -	\$ 200,000	\$ -	\$ -
TIF	\$ -	\$ -	\$ -	\$ -	\$ -
Other	\$ -	\$ -	\$ -	\$ -	\$ -
<b>TOTAL</b>	<b>\$ -</b>	<b>\$ -</b>	<b>\$ 900,000</b>	<b>\$ -</b>	<b>\$ -</b>
<i>Notes:</i>					
Survey - Not anticipated					
Design - City					
Water - 8" Transite constructed in 1963.					
Sewer - To be videoed.					

ID:	20623	ADT:	250	Classification:	Local
Location:	<b>Adams Street - 14th to 16th</b>				
Project #:	MR 0660	Ward:	6	2022 Rating:	4
Description/ Need	Existing pavement is in poor condition and is oil & chip. New pavement with curb & gutter, possible sidewalk, replace lead water services, sewer improvements as needed.				
<b>Funding Sources</b>	<b>23/24</b>	<b>24/25</b>	<b>25/26</b>	<b>26/27</b>	<b>27/28</b>
Motor Fuel Tax	\$ -	\$ -	\$ -	\$ -	\$ -
FAU (Federal)	\$ -	\$ -	\$ -	\$ -	\$ -
Capital Projects Fund	\$ 600,000	\$ -	\$ -	\$ -	\$ -
Water (501) Fund	\$ 150,000	\$ -	\$ -	\$ -	\$ -
Sewer (502) Fund	\$ 200,000	\$ -	\$ -	\$ -	\$ -
TIF	\$ -	\$ -	\$ -	\$ -	\$ -
Other	\$ -	\$ -	\$ -	\$ -	\$ -
<b>TOTAL</b>	<b>\$ 950,000</b>	<b>\$ -</b>	<b>\$ -</b>	<b>\$ -</b>	<b>\$ -</b>
<i>Notes:</i>					
Survey - Completed.					
Design - City, in progress					
Water - 6" Cast Iron constructed 1925. 5-10 lead services.					
Sewer - To be videoed.					

ID:	23601	ADT:	900	Classification:	Local
Location:	<b>South 5th - Grant Dr. to Jackson</b>				
Project #:	not assigned	Ward:	6	2022 Rating:	4
Description/ Need	Street in poor condition. Mill & resurface pavement, replace curb & gutter. Replace lead services. See 23702 (7th Ward Project).				
<b>Funding Sources</b>	<b>23/24</b>	<b>24/25</b>	<b>25/26</b>	<b>26/27</b>	<b>27/28</b>
Motor Fuel Tax	\$ -	\$ -	\$ -	\$ -	\$ -
FAU (Federal)	\$ -	\$ -	\$ -	\$ -	\$ -
Capital Projects Fund	\$ -	\$ -	\$ 750,000	\$ -	\$ -
Water (501) Fund	\$ -	\$ -	\$ 100,000	\$ -	\$ -
Sewer (502) Fund	\$ -	\$ -	\$ 250,000	\$ -	\$ -
TIF	\$ -	\$ -	\$ -	\$ -	\$ -
Other	\$ -	\$ -	\$ -	\$ -	\$ -
<b>TOTAL</b>	<b>\$ -</b>	<b>\$ -</b>	<b>\$ 1,100,000</b>	<b>\$ -</b>	<b>\$ -</b>
<i>Notes:</i>					
Survey - Required, to be completed by consultant.					
Design - City					
Water - 4" Cast Iron constructed in 1925, 2-3 lead services.					
Sewer - To be videoed.					

ID:	16615	ADT:	350	Classification:	Local
Location:	<b>Mary Lane, Anne Avenue, &amp; Southern Lane</b>				
Project #:	not assigned	Ward:	6	2022 Rating:	4/5
Description/ Need	Street in poor condition. Mill & resurface pavement.				
<b>Funding Sources</b>	<b>23/24</b>	<b>24/25</b>	<b>25/26</b>	<b>26/27</b>	<b>27/28</b>
Motor Fuel Tax	\$ -	\$ 400,000	\$ -	\$ -	\$ -
FAU (Federal)	\$ -	\$ -	\$ -	\$ -	\$ -
Capital Projects Fund	\$ -	\$ -	\$ -	\$ -	\$ -
Water (501) Fund	\$ -	\$ -	\$ -	\$ -	\$ -
Sewer (502) Fund	\$ -	\$ -	\$ -	\$ -	\$ -
TIF	\$ -	\$ -	\$ -	\$ -	\$ -
Other	\$ -	\$ -	\$ -	\$ -	\$ -
<b>TOTAL</b>	<b>\$ -</b>	<b>\$ 400,000</b>	<b>\$ -</b>	<b>\$ -</b>	<b>\$ -</b>
<i>Notes:</i>					
Survey - Not required					
Design - City					
Water - 8" Transite constructed in 1964 & 1972					
Sewer - To be videoed					

ID:	19618	ADT:	400	Classification:	Local
Location:	<b>Ohio St. - 16th to 17th / 17th - Ohio to State</b>				
Project #:	MR 0664	Ward:	6	2022 Rating:	4
Description/ Need	Existing pavement is in poor condition and is oil & chip. New pavement with curb & gutter, sidewalk, water main replacement, lead services replacement, sewer improvements as needed.				
<b>Funding Sources</b>	<b>23/24</b>	<b>24/25</b>	<b>25/26</b>	<b>26/27</b>	<b>27/28</b>
Motor Fuel Tax	\$ -	\$ -	\$ -	\$ -	\$ -
FAU (Federal)	\$ -	\$ -	\$ -	\$ -	\$ -
Capital Projects Fund	\$ -	\$ -	\$ -	\$ 700,000	\$ -
Water (501) Fund	\$ -	\$ -	\$ -	\$ 400,000	\$ -
Sewer (502) Fund	\$ -	\$ -	\$ -	\$ 200,000	\$ -
TIF	\$ -	\$ -	\$ -	\$ -	\$ -
Other	\$ -	\$ -	\$ -	\$ -	\$ -
<b>TOTAL</b>	<b>\$ -</b>	<b>\$ -</b>	<b>\$ -</b>	<b>\$ 1,300,000</b>	<b>\$ -</b>
<i>Notes:</i>					
Survey - Complete					
Design - City					
Water - Existing 6" Cast Iron constructed in 1905, 1924, & 1938. 20-25 lead water services.					
Sewer - To be videoed					

ID:	22625	ADT:	350	Classification:	Local
Location:	<b>Van Buren - 16th to 18th</b>				
Project #:	not assigned	Ward:	6	2022 Rating:	4/5
Description/ Need:	Existing pavement is in poor condition and is oil & chip. New pavement with curb & gutter, sidewalk, water main extended to remove dead end, sewer improvements as needed.				
<b>Funding Sources</b>	<b>23/24</b>	<b>24/25</b>	<b>25/26</b>	<b>26/27</b>	<b>27/28</b>
Motor Fuel Tax	\$ -	\$ -	\$ -	\$ -	\$ -
FAU (Federal)	\$ -	\$ -	\$ -	\$ -	\$ -
Capital Projects Fund	\$ -	\$ -	\$ -	\$ -	\$ 700,000
Water (501) Fund	\$ -	\$ -	\$ -	\$ -	\$ 100,000
Sewer (502) Fund	\$ -	\$ -	\$ -	\$ -	\$ 100,000
TIF	\$ -	\$ -	\$ -	\$ -	\$ -
Other	\$ -	\$ -	\$ -	\$ -	\$ -
<b>TOTAL</b>	<b>\$ -</b>	<b>\$ -</b>	<b>\$ -</b>	<b>\$ -</b>	<b>\$ 900,000</b>
<i>Notes:</i>					
Survey - Required, to be completed by consultant.					
Design - City					
Water - 6" Transite constructed in 1955, 6" Cast Iron constructed in 1938. 0 lead services.					
Sewer - To be videoed					

ID:	24601	ADT:	400	Classification:	Local
Location:	<b>Monroe St. - 19th to 20th</b>				
Project #:	not assigned	Ward:	6	2022 Rating:	4
Description/ Need:	Existing oil & chip street in poor condition. No curb & gutter. Construct new paver				
<b>Funding Sources</b>	<b>23/24</b>	<b>24/25</b>	<b>25/26</b>	<b>26/27</b>	<b>27/28</b>
Motor Fuel Tax	\$ -	\$ -	\$ -	\$ -	\$ -
FAU (Federal)	\$ -	\$ -	\$ -	\$ -	\$ -
Capital Projects Fund	\$ -	\$ -	\$ 300,000	\$ -	\$ -
Water (501) Fund	\$ -	\$ -	\$ -	\$ -	\$ -
Sewer (502) Fund	\$ -	\$ -	\$ 100,000	\$ -	\$ -
TIF	\$ -	\$ -	\$ -	\$ -	\$ -
Other	\$ -	\$ -	\$ -	\$ -	\$ -
<b>TOTAL</b>	<b>\$ -</b>	<b>\$ -</b>	<b>\$ 400,000</b>	<b>\$ -</b>	<b>\$ -</b>
<i>Notes:</i>					
Survey - Required, to be completed by consultant.					
Design - City					
Water - No water main.					
Sewer - to be videoed					

ID:	16712	ADT:	250	Classification:	Local
Location:	<b>Adams St. - 5th to 8th</b>				
Project #:	not assigned	Ward:	7	2022 Rating:	4
Description/ Need	Street in poor condition, 100+ yr water main & lead services				
<b>Funding Sources</b>	<b>23/24</b>	<b>24/25</b>	<b>25/26</b>	<b>26/27</b>	<b>27/28</b>
Motor Fuel Tax	\$ -	\$ -	\$ -	\$ -	\$ -
FAU (Federal)	\$ -	\$ -	\$ -	\$ -	\$ -
Capital Projects Fund	\$ -	\$ -	\$ 600,000	\$ -	\$ -
Water (501) Fund	\$ -	\$ -	\$ 400,000	\$ -	\$ -
Sewer (502) Fund	\$ -	\$ -	\$ 100,000	\$ -	\$ -
TIF	\$ -	\$ -	\$ -	\$ -	\$ -
Other	\$ -	\$ -	\$ -	\$ -	\$ -
<b>TOTAL</b>	<b>\$ -</b>	<b>\$ -</b>	<b>\$ 1,100,000</b>	<b>\$ -</b>	<b>\$ -</b>
<i>Notes:</i>					
Survey - Completed					
Design - City					
Water - 6" Cast Iron constructed in 1887, 30 lead services					
Sewer - To be videoed					

ID:	23701	ADT:		Classification:	Local
Location:	<b>Jackson - 5th to 8th</b>				
Project #:	MU 0022	Ward:	7	2022 Rating:	
Description/ Need	Replacement of collapsed sewer, pavement repairs. Replacement of lead service lines.				
<b>Funding Sources</b>	<b>23/24</b>	<b>24/25</b>	<b>25/26</b>	<b>26/27</b>	<b>27/28</b>
Motor Fuel Tax	\$ -	\$ -	\$ -	\$ -	\$ -
FAU (Federal)	\$ -	\$ -	\$ -	\$ -	\$ -
Capital Projects Fund	\$ -	\$ 800,000	\$ -	\$ -	\$ -
Water (501) Fund	\$ -	\$ 200,000	\$ -	\$ -	\$ -
Sewer (502) Fund	\$ -	\$ 1,000,000	\$ -	\$ -	\$ -
TIF	\$ -	\$ -	\$ -	\$ -	\$ -
Other	\$ -	\$ -	\$ -	\$ -	\$ -
<b>TOTAL</b>	<b>\$ -</b>	<b>\$ 2,000,000</b>	<b>\$ -</b>	<b>\$ -</b>	<b>\$ -</b>
<i>Notes:</i>					
Survey - Completed					
Design - City					
Water - 6" Cast Iron constructed in 1905 & 1907, 15-20 lead services					
Sewer - Poor condition, collapsed.					

ID:	15710	ADT:	275	Classification:	Local
Location:	<b>Madison St. - 8th to 12th</b>				
Project #:	not assigned	Ward:	7	2022 Rating:	3/4
Description/ Need	Street in poor condition, 100+ yr water main & lead services				
<b>Funding Sources</b>	<b>23/24</b>	<b>24/25</b>	<b>25/26</b>	<b>26/27</b>	<b>27/28</b>
Motor Fuel Tax	\$ -	\$ -	\$ -	\$ -	\$ -
FAU (Federal)	\$ -	\$ -	\$ -	\$ -	\$ -
Capital Projects Fund	\$ -	\$ -	\$ -	\$ 900,000	\$ -
Water (501) Fund	\$ -	\$ -	\$ -	\$ 600,000	\$ -
Sewer (502) Fund	\$ -	\$ -	\$ -	\$ 350,000	\$ -
TIF	\$ -	\$ -	\$ -	\$ -	\$ -
Other	\$ -	\$ -	\$ -	\$ -	\$ -
<b>TOTAL</b>	<b>\$ -</b>	<b>\$ -</b>	<b>\$ -</b>	<b>\$ 1,850,000</b>	<b>\$ -</b>
<i>Notes:</i>					
Survey - Required, to be completed by consultant.					
Design - City					
Water - 6" Cast Iron constructed in 1896 & 1901, 70-80 lead services					
Sewer - To be videoed					

ID:	20716	ADT:	400	Classification:	Local
Location:	<b>Payson Ave. - 5th to 8th</b>				
Project #:	MR 0670	Ward:	7	2022 Rating:	3
Description/ Need	Replace water main, new pavement, separate storm and sanitary sewers.				
<b>Funding Sources</b>	<b>23/24</b>	<b>24/25</b>	<b>25/26</b>	<b>26/27</b>	<b>27/28</b>
Motor Fuel Tax	\$ -	\$ -	\$ -	\$ -	\$ -
FAU (Federal)	\$ -	\$ -	\$ -	\$ -	\$ -
Capital Projects Fund	\$ 1,500,000	\$ -	\$ -	\$ -	\$ -
Water (501) Fund	\$ 1,100,000	\$ -	\$ -	\$ -	\$ -
Sewer (502) Fund	\$ 600,000	\$ -	\$ -	\$ -	\$ -
TIF	\$ -	\$ -	\$ -	\$ -	\$ -
Other	\$ -	\$ -	\$ -	\$ -	\$ -
<b>TOTAL</b>	<b>\$ 3,200,000</b>	<b>\$ -</b>	<b>\$ -</b>	<b>\$ -</b>	<b>\$ -</b>
<i>Notes:</i>					
Survey - Completed					
Design - Hanson / City - 95% completed					
Water - 6" Cast Iron constructed in 1889 & 1890, 4" constructed 1920, 60 lead services					
Sewer - Repair portions of failed sewer. Separate the storm sewer from the sanitary.					

ID:	23703	ADT:	775	Classification:	Local
Location:	<b>7th St. - State to Jersey</b>				
Project #:	not assigned	Ward:	7	2022 Rating:	2
Description/ Need	Existing brick street is in bad condition with the base failing. New pavement, sewer repairs, and water main replacement.				
<b>Funding Sources</b>	<b>23/24</b>	<b>24/25</b>	<b>25/26</b>	<b>26/27</b>	<b>27/28</b>
Motor Fuel Tax	\$ -	\$ -	\$ -	\$ -	\$ -
FAU (Federal)	\$ -	\$ -	\$ -	\$ -	\$ -
Capital Projects Fund	\$ -	\$ -	\$ -	\$ -	\$ 800,000
Water (501) Fund	\$ -	\$ -	\$ -	\$ -	\$ 400,000
Sewer (502) Fund	\$ -	\$ -	\$ -	\$ -	\$ 300,000
TIF	\$ -	\$ -	\$ -	\$ -	\$ -
Other	\$ -	\$ -	\$ -	\$ -	\$ -
<b>TOTAL</b>	<b>\$ -</b>	<b>\$ -</b>	<b>\$ -</b>	<b>\$ -</b>	<b>\$ 1,500,000</b>
<i>Notes:</i>					
Survey - Required, to be completed by consultant.					
Design - City					
Water - 6" Cast Iron constructed in 1891, 1898. 16" Cast Iron (transmission) constructed 1922. 10-15 lead water services.					
Sewer - To be videoed					

ID:	23702	ADT:	750	Classification:	Local
Location:	<b>5th St. - Adams to Jackson</b>				
Project #:	not assigned	Ward:	7	2022 Rating:	3
Description/ Need	Street in poor condition. Mill & resurface pavement, replace curb & gutter. Replace lead services. See 23601 (6th Ward Project)				
<b>Funding Sources</b>	<b>23/24</b>	<b>24/25</b>	<b>25/26</b>	<b>26/27</b>	<b>27/28</b>
Motor Fuel Tax	\$ -	\$ -	\$ -	\$ -	\$ -
FAU (Federal)	\$ -	\$ -	\$ -	\$ -	\$ -
Capital Projects Fund	\$ -	\$ -	\$ 350,000	\$ -	\$ -
Water (501) Fund	\$ -	\$ -	\$ 100,000	\$ -	\$ -
Sewer (502) Fund	\$ -	\$ -	\$ 150,000	\$ -	\$ -
TIF	\$ -	\$ -	\$ -	\$ -	\$ -
Other	\$ -	\$ -	\$ -	\$ -	\$ -
<b>TOTAL</b>	<b>\$ -</b>	<b>\$ -</b>	<b>\$ 600,000</b>	<b>\$ -</b>	<b>\$ -</b>
<i>Notes:</i>					
Survey - Required, to be completed by consultant.					
Design - City					
Water - 6" Cast Iron constructed in 1915, 2-3 lead services.					
Sewer - To be videoed					

This page has been left blank intentionally.



**FUND 305 TRANSIT CAPITAL PROJECTS FUND**

**SUMMARY**

This fund was created in FYE 2023 for the purpose of tracking two Transit Capital Grant projects.

TRB01: Transit Building Grant - \$2,507,096 federal grant for the Building/Bus Wash at Seminary Road

MR659: Transfer Station Grant - to construct a new Transfer Station to be located at Parking Lot A, between 6th & 7th on Jersey, covered by two grants (Round 2 and Round 3, no Round 1 issued)

\$1,249,440 state funded (round 2) grant for a new with a total project cost of \$3.7 million.

\$3,892,394 state funded (round 3) for a total grant of \$5,141,834

ACCOUNT NUMBER	ACCOUNT DESCRIPTION	2023/2024 PROPOSED BUDGET	2022/2023 REVISED BUDGET	2022/2023 PROJECTED ACTUAL	2021/2022 YTD ACTUAL	2020/2021 YTD ACTUAL
<b>Revenues</b>						
305-0000-383.02-02	State Infra Grant	0	0	0	0	0
305-0000-383.03-02	Federal Infra Grant	0	0	0	0	0
305-0000-383.02-03	State/Dept of Transport	5,141,834	1,249,440	0	0	0
305-0000-383.03-06	Federal/Dept of Transprt	0	2,507,096	5,818	0	0
<b>Totals</b>		<b>5,141,834</b>	<b>3,756,536</b>	<b>5,818</b>	<b>0</b>	<b>0</b>
<b>Expenses</b>						
<b>Professional Services</b>						
305-3410-403.31-04	Engineering/Architectural	250,000	100,000	0	0	0
<b>Commodities</b>						
305-3410-403.41-02	Office Supplies	0	5,000	0	0	0
<b>Capital Outlay</b>						
305-3410-403.52-01	Land	100,000	88,000	0	0	0
305-3410-403.52-02	Capital Outlay-Building	2,000,000	1,457,096	491	0	0
305-3410-403.52-03	Improv other than Bldgs	0	1,050,000	0	0	0
305-3410-403.52-08	Controllable	25,000	10,000	5,327	2,550	0
<b>Subtotal</b>		<b>2,125,000</b>	<b>2,605,096</b>	<b>5,818</b>	<b>2,550</b>	<b>0</b>
<b>Miscellaneous</b>						
305-3410-491.62-15	Other	0	0	0	0	0
<b>Totals</b>		<b>2,375,000</b>	<b>2,710,096</b>	<b>5,818</b>	<b>2,550</b>	<b>0</b>

**FUND 309 SPECIAL CAPITAL PROJECTS FUND**

**SUMMARY**

The Special Capital Projects Fund was created in FY 2000 to track special capital projects and is now essentially the operating fund for the Washington Theatre. All project costs related to the Washington Theatre are tracked separately within this fund to make sure revenues are sufficient to cover expenses.

The Theater currently has two commercial tenants leasing spaces. Due to the limited revenues, the expenses are only utilities, insurance, and taxes. Any building maintenance will be funded from the fund balance.

ACCOUNT NUMBER	ACCOUNT DESCRIPTION	2023/2024 PROPOSED BUDGET	2022/2023 REVISED BUDGET	2022/2023 PROJECTED ACTUAL	2021/2022 YTD ACTUAL	2020/2021 YTD ACTUAL
<b>Revenues</b>						
309-0000-321.00-00	Donations	0	0	400	0	2099
309-0000-331.01-01	Interest Income	100	100	61	89	301
309-0000-341.04-00	Rent-Wash Theatre	16,200	15,000	14,594	15,800	12,150
309-0000-342.09-00	Other	0	3,000	3,000		0
309-0000-383.01-04	Local Sources/Matching	0	0	0	0	70,000
	<b>Totals</b>	<b>16,300</b>	<b>18,100</b>	<b>18,055</b>	<b>15,889</b>	<b>84,550</b>
<b>Expenses</b>						
<b>Contractual Services</b>						
309-1899-401.31-04	Engineering/Architectural	0	5,000	20,600	38,800	26,200
309-1899-401.33-01	Utility Svcs-Water/Sewer	1,000	1,000	972	534	357
309-1899-401.35-01	R&M-Buildings	0	4,400	4,385	3,216	4,855
309-1899-401.38-01	MICA	1,445	4,445	4,445	4,859	4,859
309-1899-401.39-08	Contracted Services	0	0	0	0	600
		2,445	14,845	30,402	47,409	36,871
<b>Commodities</b>						
309-1899-401.42-02	Electricity	11,655	12,500	11,073	6,186	3,598
309-1899-401.45-01	Building Supplies	0	0	0	0	0
		11,655	12,500	11,073	6,186	3,598
<b>Miscellaneous</b>						
309-1899-401.61-02	Taxes	1,700	1,600	1,662	1,624	1,593
309-1899-401.61-04	Other	500	1,641	0	1,673	0
		2,200	3,241	1,662	3,297	1,593
	<b>Totals</b>	<b>16,300</b>	<b>30,586</b>	<b>43,137</b>	<b>56,892</b>	<b>42,062</b>

**FUND 312 SPECIAL TAX ALLOCATION TIF #2**

**SUMMARY**

The Tax Increment Financing (TIF) is a governmental financing tool that the City of Quincy uses to fund public infrastructure construction, promote development, and to expand the future tax base.

TIF #2, also known as TIF West, was established in 1998 and expires in 2033.

The goal is to direct TIF revenues when possible toward: 50% private investment, upper floor residential, economic development incentives to attract new business, 35% toward infrastructure needs, and 15% toward discretionary projects. These percentages were established in the TIF Investment Plan adopted by City Council 2/2/2015.

FY 2024 plans for funding a portion of Downtown Beautification Contract, 6th Street project, Riverfront powerline burial, and the Downtown Rental Rehab program.

ACCOUNT NUMBER	ACCOUNT DESCRIPTION	2023/2024 PROPOSED BUDGET	2022/2023 REVISED BUDGET	2022/2023 PROJECTED ACTUAL	2021/2022 YTD ACTUAL	2020/2021 YTD ACTUAL
<b>Revenues</b>						
312-0000-311.01-00	General Levy	605,000	602,000	602,270	525,491	495,142
312-0000-331.01-01	Interest Income	6,500	2,500	11,834	2,353	7,251
312-0000-331.01-02	Tax Payments	0	0	422	90	144
312-0000-331.04-00	Origination & Loan Fees	0	0	0	0	376
312-0000-342.09-00	Other	0	0	0	0	0
312-0000-382.02-03	Dept of Transportation	0	0	0	0	25,289
312-0000-383.01-03	Econ Dev/Rehab Grant	0	0	0	0	0
312-0000-383.02-03	Econ Dev/Rehab Grant	0	0	0	0	0
	<b>Totals</b>	<b>611,500</b>	<b>604,500</b>	<b>614,526</b>	<b>527,934</b>	<b>528,202</b>
<b>Expenses</b>						
<b>Contractual Services</b>						
312-3712-408.31-04	Engineer/Architectural	50,000	56,153	62,779	63,983	90,155
312-3712-408.31-05	Prof Services/Other	0	0	0	0	29,439
312-3712-408.39-02	Advertising/Publishing	500	500	251		366
312-3712-408.39-04	Travel	2,000	2,000	2,149	1,803	0
312-3712-408.39-07	Regist, Schools, Mtgs	5,000	1,500	2,630	2,550	0
312-3712-408.39-08	Contracted-Other	16,000	16,000	16,000	18,366	14,962
	<b>Subtotal</b>	<b>73,500</b>	<b>76,153</b>	<b>83,809</b>	<b>86,702</b>	<b>134,922</b>
<b>Capital Outlay</b>						
312-3712-408.52-01	Land	0	0	0	0	36,172
312-3712-408.53-02	Streets-Replacement	1,250,000	1,006,000	0	112,154	1,075,814
312-3712-408.53-06	Infrastructure-Lighting	0	0	0	0	0
312-3712-408.53-07	Rental Rehab	0	0	0	0	0
312-3712-408.53-09	Infrastructure-Other	200,000	193,847	0	0	132,322
	<b>Subtotal</b>	<b>1,450,000</b>	<b>1,199,847</b>	<b>0</b>	<b>112,154</b>	<b>1,244,308</b>
<b>Miscellaneous</b>						
312-3712-408.61-01	Dues	1,200	1,200	850	850	850
312-3712-408.61-04	Other	0	0	0		0
312-3712-408.62-87	Rental Rehab Grants	150,000	50,000	0	75,000	134,878
		<b>151,200</b>	<b>51,200</b>	<b>850</b>	<b>75,850</b>	<b>135,728</b>
	<b>Totals</b>	<b>1,674,700</b>	<b>1,327,200</b>	<b>84,659</b>	<b>274,706</b>	<b>1,514,958</b>

**FUND 313 SPECIAL TAX ALLOCATION TIF #3**

**SUMMARY**

The Tax Increment Financing (TIF) is a governmental financing tool that the City of Quincy uses to fund public infrastructure construction, promote development, and to expand the future tax base.

TIF #3, also known as TIF East, was established in 2010 and expires in 2033.

The goal is to direct TIF revenues when possible toward: 50% private investment, upper floor residential, economic development incentives to attract new business, 35% toward infrastructure needs, and 15% toward discretionary projects.

The FY 2024 budget plans to fund 8th Street development projects.

ACCOUNT NUMBER	ACCOUNT DESCRIPTION	2023/2024 PROPOSED BUDGET	2022/2023 REVISED BUDGET	2022/2023 PROJECTED ACTUAL	2021/2022 YTD ACTUAL	2020/2021 YTD ACTUAL
<b>Revenues</b>						
313-0000-311.01-00	General Levy	150,000	125,000	147,886	126,801	105,271
313-0000-321.00-00	Donations-Not restricted	0	0	0		0
313-0000-331.01-01	Interest Income	2,000	1,000	3,950	919	1,668
313-0000-331.01-02	Tax Payments	0	0	104	22	31
	<b>Totals</b>	<b>152,000</b>	<b>126,000</b>	<b>151,940</b>	<b>127,742</b>	<b>106,970</b>
<b>Expenses</b>						
<b>Contractual Services</b>						
313-3712-408.31-04	Engineer/Architectural	15,000	28,553	28,553	58,450	32,997
313-3712-408.31-05	Prof Services/Other	0	0	0	0	0
313-3712-408.33-02	Landfill Fees	0	0	0	0	0
313-3712-408.39-02	Advertisng-Publishing	2,000	2,000	0	0	0
313-3712-408.39-08	Contracted-Other	0	2,800	2,800	0	0
	<b>Subtotal</b>	<b>17,000</b>	<b>33,353</b>	<b>31,353</b>	<b>58,450</b>	<b>32,997</b>
<b>Capital Outlay</b>						
313-3712-408.52-02	Buildings	0	0	0	0	0
313-3712-408.53-01	Sreets-New Construct	0	0	0	0	0
313-3712-408.53-02	Streets-Replacement	554,445	289,369	0	0	0
313-3712-408.53-06	Infrastructure-Lighting	0	0	0	0	0
313-3712-408.53-09	Infrastructure-Other	0	0	0	0	0
		<b>554,445</b>	<b>289,369</b>	<b>0</b>	<b>0</b>	<b>0</b>
<b>Miscellaneous</b>						
313-3712-408.61-04	Other	5,000	3,278	3,578	300	4,523
	<b>Totals</b>	<b>576,445</b>	<b>326,000</b>	<b>34,931</b>	<b>58,750</b>	<b>37,520</b>

**FUND 314 WATER EPA 2019 PROJECT FUND**

**SUMMARY**

This fund was created in FY 2019 to account for Illinois EPA funded capital improvement projects for the city water supply. The EPA issues forgivable loans for qualified projects.

In FY24, the City expects to receive \$8.5 million in loan funds from the Illinois EPA for planned pump station improvements at the water treatment plant.

ACCOUNT NUMBER	ACCOUNT DESCRIPTION	2023/2024 PROPOSED BUDGET	2022/2023 REVISED BUDGET	2022/2023 PROJECTED ACTUAL	2021/2022 YTD ACTUAL	2020/2021 YTD ACTUAL
<b>Revenues</b>						
314-0000-331-01-01	Interest Income	2,500	2,500	115	2,473	329
314-0000-391.01-28	Trnsfrs from Water Fd	-	400,000	843,464	1,318,509	688,732
314-0000-392.03-00	Loan Proceeds	8,500,000	7,000,000	-4,032,526	0	0
	<b>Totals</b>	<b>8,502,500</b>	<b>7,402,500</b>	<b>-3,188,947</b>	<b>1,320,982</b>	<b>689,061</b>
<b>Expenses</b>						
<b>Transfers</b>						
314-1801-491-62-07	Water Fund 501	0	0	5,406,969	5,406,969	804,198
<b>Capital Outlay</b>						
314-3313-411-53-09	Infrastructure-Other	8,502,500	7,000,000	-4,388,361	-112,367	-804,198
314-3314-411-53-09	Infrastructure-Other	0	0	0	0	804,198
<b>Debt Service</b>						
314-3313-411-71-02	Interest	0	0	59,012	59,012	20,875
	<b>Totals</b>	<b>8,502,500</b>	<b>7,000,000</b>	<b>1,077,620</b>	<b>5,353,614</b>	<b>825,073</b>

**FUND 315 SEWER EPA 2019 PROJECT FUND**

**SUMMARY**

This fund was created in FY 2019 to account for Illinois EPA funded capital improvement projects to the City's sewage collection and treatment system. The EPA issues forgivable loans for qualified projects.

In FY24, the City expects to receive \$6 million in loan funds from the Illinois EPA for 2nd Phase planned improvements at the sewage treatment plant.

ACCOUNT NUMBER	ACCOUNT DESCRIPTION	2023/2024 PROPOSED BUDGET	2022/2023 REVISED BUDGET	2022/2023 PROJECTED ACTUAL	2021/2022 YTD ACTUAL	2020/2021 YTD ACTUAL
<b>Revenues</b>						
315-0000-331-01-01	Interest Income	2,000	1,000	1,946	595	1,435
315-0000-391.01-29	Utilities Fund-Sewer	-	281,000	507,764	226,764	0
315-0000-392.03-00	Loan Proceeds	6,002,000	4,000,000	-3,448,969	0	0
	<b>Totals</b>	<b>6,004,000</b>	<b>4,282,000</b>	<b>-2,939,259</b>	<b>227,359</b>	<b>1,435</b>
<b>Expenses</b>						
<b>Transfers</b>						
315-1801-491.62-17	Sewer fund	0	0	4,501,853	4,501,853	4,331,862
<b>Capital Outlay</b>						
315-3322-412-53-09	Infrastructure-Other	6,002,000	4,000,000	-316,579	-131,554	0
	<b>Totals</b>	<b>6,002,000</b>	<b>4,000,000</b>	<b>4,185,274</b>	<b>4,370,299</b>	<b>4,331,862</b>

**FUND 317 AMERICAN RESCUE PLAN FUND**

**SUMMARY**

This fund was created in FYE 2022 for the purpose of collecting and expending the ARPA (American Rescue Plan Act) funding reimbursement. Other home rule communities are also creating capital project type funds to account for the funding. This will accomplish separate fund reporting for audit purposes and to not distort the General Fund with the additional revenues/expenses. The City was able to claim eligible public safety salary/benefit expenses to claim the entire ARPA grant award. The funding arrived before the expenses were claimed. In FY 2022 the first tranche of \$2.7M was received and was allocated to Capital Projects Funds-Ward funds and some other expenses related to upgrades after the Cyber incident. The second tranche of \$2.7 million received in FY 2023 is being filed on the federal ARPA portal in April 2023.

Two resolutions have passed council to encourage private residential housing development:

- 1) Resolution adopted June 14, 2022 Incentives for New Residential Construction West of 12th Street between Harrison and Locust Streets - reimburses Utilities for maximum of \$5,000 for water extensions and maximum of \$10,000 for sewer extensions
- 2) Resolution adopted November 28, 2022 Incentives for City water connection waiver and Building Permit waivers for fire sprinkler installation projects paid to Planning & Development.

Approx \$82,000 was committed by Council March 6, 2022 granting permit fee waivers for 8th & Jersey development. Additionally, City is planning to disburse \$1,000,000 of ARPA funds to the Capital Projects Fund for funding a new fire truck and \$1,050,000 for ward funds (\$150,000 per ward). There is \$1 million remaining for Water/Sewer connection grants and/or permit fee waivers. The remaining amount of \$78,828 is earmarked as Capital Outlay/Improvements as a placeholder.

ACCOUNT NUMBER	ACCOUNT DESCRIPTION	2023/2024 PROPOSED BUDGET	2022/2023 REVISED BUDGET	2022/2023 PROJECTED ACTUAL	2021/2022 YTD ACTUAL	2020/2021 YTD ACTUAL
<b>Revenues</b>						
317-0000-331-01-01	Interest Income	-	5,000	-	-	-
317-0000-381.03-07	Federal-ARPA	-	2,800,000	5,436,446	2,718,223	-
		0	0	0	0	0
	<b>Totals</b>	<b>0</b>	<b>2,805,000</b>	<b>5,436,446</b>	<b>2,718,223</b>	<b>0</b>
<b>Expenses</b>						
<b>Transfers:</b>						
317-1801-491.62-02	To Planning & Dev	24,850	0	0	0	0
317-1801-491.62-07	To Water Fund 501	52,500	0	0	0	0
317-1801-491.62-15	To Capital Projects Fund	2,050,000	2,100,000	2,100,000	0	0
317-1801-491.62-17	To Sewer Fund 502	4,500	0	0	0	0
317-1801-491.62-34	Self Insurance Fund 611	0	15,000	15,000	0	0
317-1899-401.35-05	R&M/Other	0	150,000	150,000	0	0
		2,131,850	2,265,000	2,265,000	0	0
<b>Capital Outlay</b>						
317-1899-401.52-03	Improv other than Bldgs	78,828	3,035,000	0	0	0
		78,828	3,035,000	0	0	0
<b>Grant Disbursement</b>						
317-899-408.64-04	Water/Sewer Connect	1,000,000	100,000			
	<b>Totals</b>	<b>3,210,678</b>	<b>5,400,000</b>	<b>2,265,000</b>	<b>0</b>	<b>0</b>

**FUND 323 2019B GO STREET PROJECT FUND**

**SUMMARY**

This fund was created in FY 2020 to account for \$19 million bond proceeds that funded capital improvements to city streets, sidewalks and other transportation related infrastructure.

The projected budget for FYE 2024 plans to expend the remaining balance of \$1.75 million on the 48th Street intersection project.

ACCOUNT NUMBER	ACCOUNT DESCRIPTION	2023/2024 PROPOSED BUDGET	2022/2023 REVISED BUDGET	2022/2023 PROJECTED ACTUAL	2021/2022 YTD ACTUAL	2020/2021 YTD ACTUAL
<b>Revenues</b>						
323-0000-331.01-01	Deposit Accounts	1,000	3,000	26,856	7,028	61,649
323-0000-342-09-00	Other	0	0	0	107,273	0
323-0000-392-01-00	Bond Proceeds	0	0	0	0	0
<b>Totals</b>		<b>1,000</b>	<b>3,000</b>	<b>26,856</b>	<b>114,301</b>	<b>61,649</b>
<b>Expenses</b>						
<b>Contractual Services</b>						
323-1899-401.31-04	Engineering/Architectural	54,777	655,700	541,681	645,622	120,897
323-1899-401-31-05	Prof Svcs/Engineering	0	0	0	0	0
<b>Capital Outlay</b>						
323-1899-401-53-02	Streets-Replacement	1,603,117	5,750,000	5,309,723	7,028,510	4,192,566
323-1899-401-53-09	Infrastructure-Other	97,300	97,300	0	121,605	491,874
<b>Totals</b>		<b>1,755,194</b>	<b>6,503,000</b>	<b>5,851,404</b>	<b>7,795,737</b>	<b>4,805,337</b>



**FUND 395 QMEA CAPITAL RESERVE FUND**

**SUMMARY**

The QMEA Capital Reserve Fund was created in July 2009 as a result of the intergovernmental agreement with Quincy Metropolitan Exposition, Auditorium, and Office Building Authority (QMEA). The Hotel/Motel tax revenues are re-distributed based on the inter-governmental agreement with the QMEA (Quincy Metropolitan Exposition & Auditorium) / Oakley-Lindsay Center. A new agreement was just passed in December 2022. The new agreement will allow for Hotel/Motel taxes to be distributed to this fund on a monthly basis. This fund holds excess hotel/motel tax collections for capital needs at the Oakley-Lindsey Center (OLC).

ACCOUNT NUMBER	ACCOUNT DESCRIPTION	2023/2024 PROPOSED BUDGET	2022/2023 REVISED BUDGET	2022/2023 PROJECTED ACTUAL	2021/2022 YTD ACTUAL	2020/2021 YTD ACTUAL
<b>Revenues</b>						
395-0000-331.01-01	Interest Income	1,000	700	1,551	438	1,051
395-0000-391.01-50	From Tourism Tax Fd	216,000	20,000	56,000	0	0
	<b>Totals</b>	<b>217,000</b>	<b>20,700</b>	<b>57,551</b>	<b>438</b>	<b>1,051</b>
<b>Expenses</b>						
395-1899-401.35-05	R&M-Other	0	0	0	0	0
395-1899-401.52-02	Capital Outlay-Bldg	0	0	0	0	0
395-1899-401.52-03	Improv other than Bldgs	0	0	0	0	0
395-1899-401.62-01	General Fund Transfer	0	0	0	0	0
<b>Capital Outlay</b>						
395-1899-401.62-56	Oakley-Lindsay Center	452,000	138,000	0	0	0
	<b>Totals</b>	<b>452,000</b>	<b>138,000</b>	<b>0</b>	<b>0</b>	<b>0</b>

**FUND 397 FIRE EQUIPMENT/IMPROVEMENT FUND**

**SUMMARY**

This fund was created in FY 2012. The purpose of the Fire Equipment Improvement Fund is to utilize the revenue from the Illinois Veteran's Home fire protection for the specific purpose of fire equipment replacement. In FY 2018 this fund purchased two pumper trucks with the assistance of loan from the General Fund. The loan was repaid in FY 2022 using the revenue generated from the fire protection revenues. Also, in FYE 2022, the Capital Projects Fund 301 disbursed the funding earmarked for "Fire Station Reserve" funds to this fund. There are no specific plans; but the total available has been appropriated to replace Fire Apparatus, if needed.

ACCOUNT NUMBER	ACCOUNT DESCRIPTION	2023/2024 PROPOSED BUDGET	2022/2023 REVISED BUDGET	2022/2023 PROJECTED ACTUAL	2021/2022 YTD ACTUAL	2020/2021 YTD ACTUAL
<b>Revenues</b>						
397-0000-331.01-01	Interest Income	1,000	150	2,065	194	142
397-0000-362.02-01	Veteran's Home Prot	80,000	75,000	89,830	77,643	93,969
397-0000-362.02-09	Sale of Service	2,869	2,869	2,869	2,869	5,739
397-0000-391.01-01	General Fund	0	0	0	136,970	0
397-0000-391.01-15	from Capital Fund	0	0	136,970	136,970	0
	<b>Totals</b>	<b>83,869</b>	<b>78,019</b>	<b>231,734</b>	<b>354,646</b>	<b>99,850</b>
<b>Expenses</b>						
397-1801-491.62-01	Trnsfr to General Fund	0	0	22,300	22,300	0
397-1801-491.62-15	Trnsfr to Capital Fund	0	0	0	0	0
397-2210-402.52-02	Capital Outlay/Bldgs	0	0	0	0	0
397-2210-402.52-05	Capital/Machinery&Eq	0	0	0	0	0
397-2210-402.52-06	Capital/Vehicles	223,000	223,000	0	0	0
	<b>Totals</b>	<b>223,000</b>	<b>223,000</b>	<b>22,300</b>	<b>22,300</b>	<b>0</b>

**CITY OF QUINCY**  
**DEBT SERVICE FUNDS**

**Revenue/Expenditures & Change in Fund Balance**  
**Summary**

	2009 Library G/O Fund 412	2017 GO Bond 415	2019B GO Bond 416	Total
<b>Beginning Balance, May 1</b>	<b>228,000</b>	<b>19,000</b>	<b>360,270</b>	<b>607,270</b>
<b>REVENUES</b>				
Taxes	461,100	649,725	685,000	1,795,825
Licenses & Permits				-
Charges for Services				-
Rent & Other Income				-
Interest Income	300	500	-	800
Debt Proceeds				-
Grants	-			-
Transfers In		-	-	-
Inter-Gov. Revenues				-
<b>TOTAL REVENUE</b>	<b>461,400</b>	<b>650,225</b>	<b>685,000</b>	<b>1,796,625</b>
Total Funds Available	689,400	669,225	1,045,270	2,403,895
<b>EXPENDITURES</b>				
Salaries & Benefits				-
Contracted Services				-
Commodities				-
Capital Outlay				-
Miscellaneous	150	600	500	1,250
Debt Service	468,400	658,500	685,000	1,811,900
Transfers				-
<b>TOTAL EXPENDITURES</b>	<b>468,550</b>	<b>659,100</b>	<b>685,500</b>	<b>1,813,150</b>
<b>Ending Balance, Apr 30</b>	<b>\$ 220,850</b>	<b>\$ 10,125</b>	<b>\$ 359,770</b>	<b>\$ 590,745</b>

PURPOSE

The 2019A bond issue of \$3,425,000 (Ordinance 2019-23) was the refinance of the former Series 2009C Library G/O Bonds (\$5,533,000) which were issued to finance improvements to the Quincy Public Library (Ordinance 2009-27). These bonds are financed through the property tax levy with a final levy in 2027 to be collected in FY 2029 with final payment June 1, 2029.

ACCOUNT NUMBER	ACCOUNT DESCRIPTION	2023/2024 PROPOSED BUDGET	2022/2023 REVISED BUDGET	2022/2023 PROJECTED ACTUAL	2021/2022 YTD ACTUAL	2020/2021 YTD ACTUAL
<b>Revenue</b>						
412-0000-311.01-00	General Levy	461,100	440,000	447,127	432,588	413,432
412-0000-331.01-01	Interest Income	300	500	214	601	150
412-0000-342.09-00	Misc-Other	0	0	0	0	0
412-0000-381.03-03	Stimulus Rebate	0	0	0	0	0
412-0000-392.01-00	Gen Obligation Bonds	0	0	0	0	0
	<b>Totals</b>	<b>461,400</b>	<b>440,500</b>	<b>447,341</b>	<b>433,189</b>	<b>413,582</b>
<b>Expenses</b>						
<b>Debt Service</b>						
412-1899-409.61-04	Misc-Other	150	125	125	125	125
412-1899-409.71-01	Principal	365,000	330,000	330,000	305,000	205,000
412-1899-409.71-02	Interest	103,400	116,600	116,600	128,800	140,806
	<b>Totals</b>	<b>468,550</b>	<b>446,725</b>	<b>446,725</b>	<b>433,925</b>	<b>345,931</b>

**FUND 415 2017 G/O Bond**

**SUMMARY**

The Series 2017 G/O Note was issued February 2017 (Ord 2017- 07) in the amount of \$4,240,753. The debt was issued to fund the Adams County public safety building in exchange for a 20-year lease allowing the Quincy Police Department to relocate and occupy the new space for 20 years. The debt was structured as interest only payments for the first three years (FY 2018-FY 2020) followed by seven years of principal and interest with final payment due December, 2026 - FY 2027. The FY 2020 budget includes a transfer from the Capital Projects Fund 301 fund in the amount of \$124,000 for interest payments which will be transferred from internal sources until FY 2021 when the debt service will be placed on the tax levy.

The additional bond proceeds of \$240,000 are being held to cover maintenance costs over the life of the lease.

The final payment will be levied during the 2025 levy and paid in FYE 2027.

ACCOUNT NUMBER	ACCOUNT DESCRIPTION	2023/2024 PROPOSED BUDGET	2022/2023 REVISED BUDGET	2022/2023 PROJECTED ACTUAL	2021/2022 YTD ACTUAL	2020/2021 YTD ACTUAL
<b>Revenue</b>						
415-0000-311.01-00	Tax Levy	649,725	652,050	657,637	661,398	660,505
415-0000-331.01-01	Interest Income	500	400	1,359	381	748
415-0000-391.01-00	Transfers from Bank 01	0	0	10,792	0	0
415-0000-391.01-15	Capital Projects Fund	0	0	5,000	5,000	0
415-0000-391.04-00	Transfers form Bank 4	0	0	205	205	0
415-0000-392.03-00	Loan Proceeds	0	0	0	0	0
	<b>Totals</b>	<b>650,225</b>	<b>652,450</b>	<b>674,993</b>	<b>666,984</b>	<b>661,253</b>
<b>Expenses</b>						
<b>Contractual Services</b>						
415-1899-409.31-02	Legal	0	0	0	0	0
	<b>Subtotal</b>	<b>0</b>	<b>0</b>	<b>0</b>	<b>0</b>	<b>0</b>
<b>Miscellaneous</b>						
415-1899-409.61-04	Misc-Other	600	600	500	500	500
415-1899-491.62-01	Transfers to GF	0	0	0	0	200,000
	<b>Subtotal</b>	<b>600</b>	<b>600</b>	<b>500</b>	<b>500</b>	<b>200,500</b>
<b>Debt Service</b>						
415-1899-409.71-01	Principal	585,000	570,000	570,000	555,000	540,000
415-1899-409.71-02	Interest	73,500	90,600	90,600	107,250	123,450
415-1899-409.72-00	Loan/Lease payments	0	0	0	0	0
	<b>Subtotal</b>	<b>658,500</b>	<b>660,600</b>	<b>660,600</b>	<b>662,250</b>	<b>663,450</b>
	<b>Totals</b>	<b>659,100</b>	<b>661,200</b>	<b>661,100</b>	<b>662,750</b>	<b>863,950</b>

The Series 2019B G/O debt was approved Council on August 27, 2019 as Ordinance 2019- 23. The bond proceeds of \$19 million were receipted into the 2019B Street Projects Capital Project Fund on November 21, 2019. The debt was issued to fund a City Wide Street Infrastructure program (resolution approved by Council on Dec 9, 2019). The City issued the bonds to replace expiring debt that was falling off the property tax levy. The debt was structured to maintain a flat infrastructure tax rate of .2589 or lower with a 20 year debt schedule.

The final payment is due December 1, 2039 and will be levied during the 2038 property tax levy and paid in FYE 2040.

ACCOUNT NUMBER	ACCOUNT DESCRIPTION	2023/2024 PROPOSED BUDGET	2022/2023 REVISED BUDGET	2022/2023 PROJECTED ACTUAL	2021/2022 YTD ACTUAL	2020/2021 YTD ACTUAL
<b>Revenue</b>						
416-0000-311.01-01	Tax Levy	685,000	685,000	687,505	692,828	690,388
416-0000-331-01-01	Interest Income	-	-	-	0	127
416-0000-391-04-00	Trnsfr from Bank 04	-	0	-	0	0
416-0000-391-16-00	Trnsfr from Bank 16	-	0	-	0	0
416-0000-392-01-01	Refunding Bonds	0	0	0	0	0
	<b>Totals</b>	<b>685,000</b>	<b>685,000</b>	<b>687,505</b>	<b>692,828</b>	<b>690,515</b>
<b>Expenses</b>						
<b>Contractual Services</b>						
416-1899-409.31-02	Legal	0	0	0	0	0
	<b>Subtotal</b>	<b>0</b>	<b>0</b>	<b>0</b>	<b>0</b>	<b>0</b>
<b>Miscellaneous</b>						
416-1899-409.61-04	Misc-Other	500	500	125	125	125
	<b>Subtotal</b>	<b>500</b>	<b>500</b>	<b>125</b>	<b>125</b>	<b>125</b>
<b>Debt Service</b>						
416-1899-409.71-01	Principal	0	0	0	0	0
416-1899-409.71-02	Interest	685,000	685,000	685,000	685,000	704,028
416-1899-409.72-00	Loan/Lease payments	0	0	0	0	0
	<b>Subtotal</b>	<b>685,000</b>	<b>685,000</b>	<b>685,000</b>	<b>685,000</b>	<b>704,028</b>
<b>Interfund Transfers</b>						
416-1899-491.62-27	Transfers to Spec Debt	0	0	0	0	0
	<b>Totals</b>	<b>685,500</b>	<b>685,500</b>	<b>685,125</b>	<b>685,125</b>	<b>704,153</b>

**CITY OF QUINCY  
ENTERPRISE FUNDS**

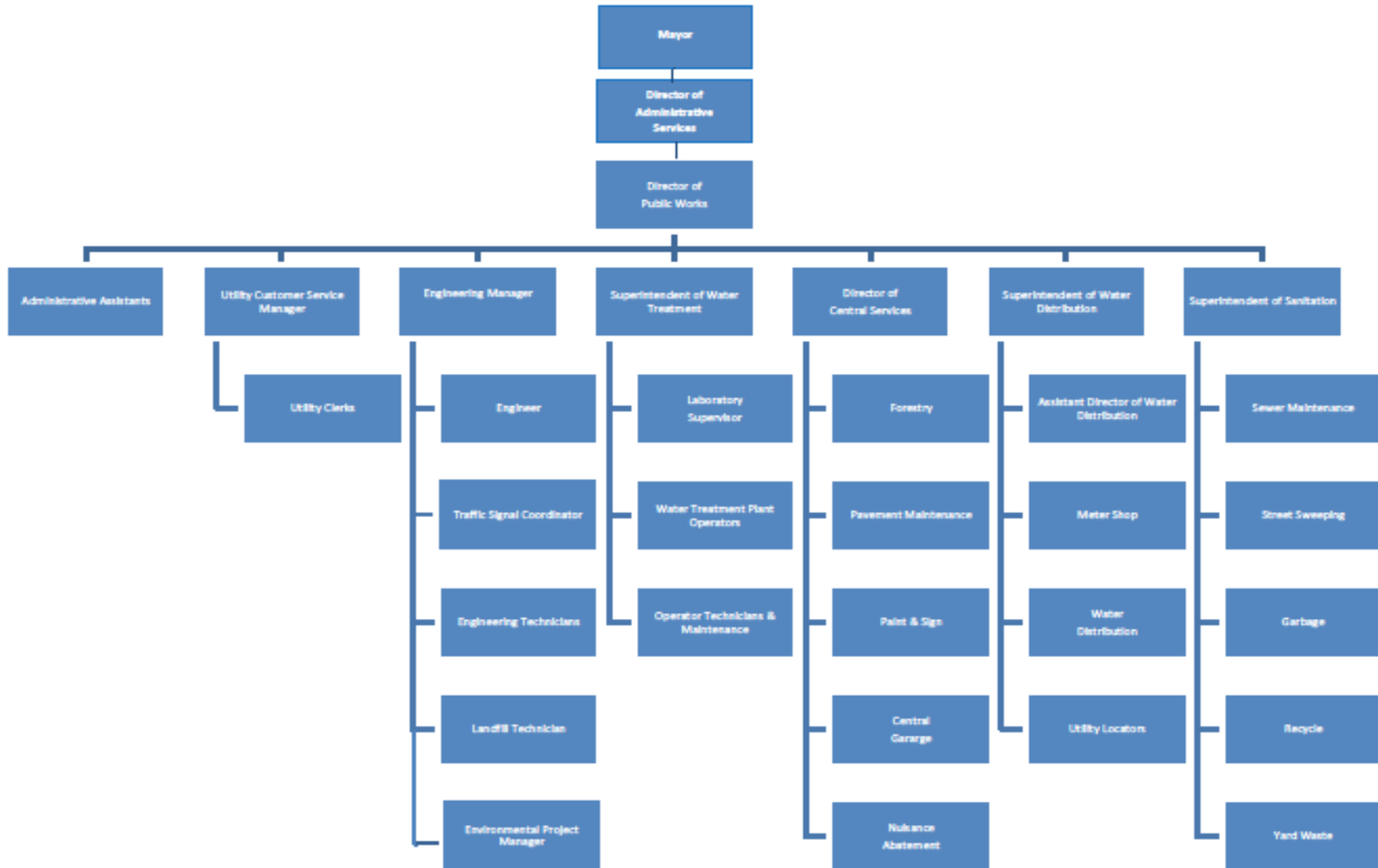
**Revenue/Expenditures & Change in Fund Balance  
Summary**

	Water Fund 501	Sewer Fund 502	Airport Fund 511	Airport PFC 512	Airport Hangar 513
<b>Beginning Balance, May 1</b>	<b>3,000,000</b>	<b>3,690,000</b>	<b>100</b>	<b>264,000</b>	<b>894,000</b>
<b>REVENUES</b>					
Taxes	-	-	20,000	15,000	-
Licenses & Permits	-	-	-	-	-
Charges for Services	10,805,000	8,016,500	-	-	140,000
Rent & Other Income	30,000	-	84,248	-	4,200
Interest Income	15,000	20,000	154,500	500	-
Debt Proceeds	3,500,000	3,500,000	-	-	-
Grants	-	-	10,582,415	-	5,310,000
Transfers In	-	-	911,918	-	455,000
Inter-Gov. Revenues	-	-	-	-	-
<b>TOTAL REVENUE</b>	<b>14,350,000</b>	<b>11,536,500</b>	<b>11,753,081</b>	<b>15,500</b>	<b>5,909,200</b>
Total Funds Available	17,350,000	15,226,500	11,753,181	279,500	6,803,200
<b>EXPENDITURES</b>					
Salaries & Benefits	2,809,471	888,759	547,171	-	-
Contracted Services	2,081,065	3,371,122	356,321	50,000	-
Commodities	3,322,350	833,300	152,370	-	-
Capital Outlay	4,212,500	4,167,842	10,362,472	145,395	6,795,181
Miscellaneous	393,500	366,230	334,747	-	7,500
Debt Service	1,210,000	1,750,000	-	20,105	-
Transfers	-	-	-	-	-
<b>TOTAL EXPENDITURES</b>	<b>14,028,886</b>	<b>11,377,253</b>	<b>11,753,081</b>	<b>215,500</b>	<b>6,802,681</b>
<b>Ending Balance, April 30</b>	<b>\$ 3,321,114</b>	<b>\$ 3,849,247</b>	<b>\$ 100</b>	<b>\$ 64,000</b>	<b>\$ 519</b>

	Municipal Barge Dock 514	Reg Trng Facility 531	Garbage Fund 533	Recycle Fund 534	Total
<b>Beginning Balance, May 1</b>	<b>620,000</b>	<b>11,000</b>	<b>73,700</b>	-	<b>8,552,800</b>
<b>REVENUES</b>					
Taxes	-	-	-	-	35,000
Licenses & Permits	-	-	-	-	-
Charges for Services	380,000	124,000	1,200,000	-	20,665,500
Rent & Other Income	-	3,100	-	-	121,548
Interest Income	2,000	-	400	-	192,400
Debt Proceeds	-	-	-	-	7,000,000
Grants	743,000	1,000	-	-	16,636,415
Transfers In	-	-	186,410	-	1,553,328
Inter-Gov. Revenues	-	-	-	-	-
<b>TOTAL REVENUE</b>	<b>1,125,000</b>	<b>128,100</b>	<b>1,386,810</b>	-	<b>46,204,191</b>
Total Funds Available	1,745,000	139,100	1,460,510	-	54,756,991
<b>EXPENDITURES</b>					
Salaries & Benefits	-	17,526	555,533	-	4,818,460
Contracted Services	14,377	71,126	760,407	-	6,704,418
Commodities	3,800	19,650	46,370	-	4,377,840
Capital Outlay	1,186,075	2,000	-	-	26,871,465
Miscellaneous	13,912	-	24,500	-	1,140,389
Debt Service	46,800	3,000	-	-	3,029,905
Transfers	-	-	-	-	-
<b>TOTAL EXPENDITURES</b>	<b>1,264,964</b>	<b>113,302</b>	<b>1,386,810</b>	-	<b>46,942,477</b>
<b>Ending Balance, April 30</b>	<b>\$ 480,036</b>	<b>\$ 25,798</b>	<b>\$ 73,700</b>	<b>\$ -</b>	<b>\$ 7,814,514</b>



# Public Works Org Chart



---

---

**PURPOSE**

The Water Department is responsible for the treatment, storage and distribution of potable water to residential, commercial, industrial and other users, as well as the financial management of the water utility. The Water Department is funded by user charges for water service, which include fixed monthly demand charges (based upon meter size) and metered consumption charges. As an enterprise fund, the fund is expected to be self-sufficient and revenues for services rendered should fund all expenses associated with the maintenance and administration of the water utility.

**GOALS/OBJECTIVES**

The Utilities Department has set the following goals for FY2024:

- Complete construction of new water treatment plant pump station due to flooding risk and deteriorated condition
- Invest in capital replacement of aged water distribution system components in conjunction with street improvement projects
- Construct new water pump station to improve pressure and fire flows east of 42<sup>nd</sup> Street

**PAST FISCAL YEAR HIGHLIGHTS**

In the previous fiscal year, the Water Enterprise Fund:

- Produced a net operating income of approximately \$1.5 million
- Invested approximately \$2.5 million in capital improvements to the water distribution system
- Adjusted water demand charges to offset rapid inflation of operating expenses

**BUDGET SUMMARY**

Revenue projections for FY24 are based upon a metered water sales volume similar to recent years. Operating revenues for FY24 are projected to be \$10.80 million. Operating expenses (which excludes debt service and capital investments) are projected to be \$8.55 million. Budgeted operating expenses are 5.4% above projected FY23 levels, which accounts for expected inflation in the input costs. The water fund is projected to produce a net operating income of \$2.25 million in FY24, prior to capital investments and debt service.

Total debt service on prior borrowing will be roughly \$820k, which leaves \$1.43 million in profits available for capital investment.

A total capital expense budget of roughly \$4.430 million is proposed, which excludes construction of the new WTP pump station (which is budgeted in Fund 314). Capital funding includes:

- \$3.545 million for water infrastructure replacement associated with FY24 Fund 301 street improvement projects (\$6 million in new Fund 301 spending)
- \$750k for construction of the Harrison pump station
- \$135k for replacement vehicles and equipment

Additional borrowing of \$3.5 million is planned to fund water infrastructure associated with street improvement projects and to maintain the minimum reserve per adopted policy.

**FUND 501 WATER FUND  
UTILITIES DEPARTMENT**

**SUMMARY**

**REVENUE SUMMARY**

ACCOUNT NUMBER	2023/2024	% Change	2022/2023	2022/2023	2021/2022
	PROPOSED BUDGET		REVISED BUDGET	PROJECTED ACTUAL	YTD ACTUAL
Other Income	45,000	0.00%	45,000	62,596	50,736
Charges for Services	10,805,000	0.98%	10,700,000	9,185,541	8,659,781
Debt Proceeds	3,500,000		2,250,000	-	-
Grants	-		-	-	5,406,969
Transfers	-		-	-	-
<b>Total</b>	<b>14,350,000</b>	<b>10.43%</b>	<b>12,995,000</b>	<b>9,248,137</b>	<b>14,117,486</b>

**EXPENSE SUMMARY**

ACCOUNT DESCRIPTION	2023/2024	% Change	2022/2023	2022/2023	2021/2022
	PROPOSED BUDGET		REVISED BUDGET	PROJECTED ACTUAL	YTD ACTUAL
Salaries & Benefits	2,809,471	-1.96%	2,865,634	2,668,662	2,807,528
Contractual Services	2,081,065	-29.74%	2,962,065	2,099,689	1,499,417
Commodities	3,322,350	2.13%	3,253,100	2,679,465	1,855,183
Capital Outlay	4,212,500	38.17%	3,048,843	2,379,826	3,629,392
Miscellaneous	393,500	-61.77%	1,029,270	1,193,212	1,663,169
Debt Service	1,210,000	21.61%	995,000	215,468	77,097
<b>Totals</b>	<b>14,028,886</b>	<b>-0.88%</b>	<b>14,153,912</b>	<b>11,236,322</b>	<b>11,531,786</b>

Totals by Division

3155 Utilities	5,363,023	8.23%	4,955,124	4,021,995	5,251,646
3156 Water Meter	998,948	5.05%	950,930	987,785	733,523
3310 Admin	1,837,112	-25.42%	2,463,374	1,673,511	2,053,264
3312 Commercial	402,145	5.90%	379,727	348,396	345,468
3314 Purification	5,427,658	0.42%	5,404,757	4,204,635	3,147,885
<b>Totals</b>	<b>14,028,886</b>	<b>-0.88%</b>	<b>14,153,912</b>	<b>11,236,322</b>	<b>11,531,786</b>

**STAFFING**

	FY 2024 PROPOSED	FY 2023 Budget	FY 2022 Budget	FY 2021 Budget
Authorized Full Time Positions	34.90	34.4	35.72	32.6

The proposed budget includes the following Water Department staff:

Water Distribution	2.00 Supervisor	
	.50 Clerical (non-union)	
	12.00 822 union laborers/operators	14.50 total Water Dist
Water Metering	5.00 822 union laborers/operators	5.00 total Water Meter
Utilities Admin	Director 0.25, Admin 0.75, Supv 0.6	1.60 total Admin
Commercial	3.00 822 union laborers/operator	3.00 total Commerical
Purification	5.00 Non-union supervisors	
	5.00 822 union laborers/operators	10.80 total Purification
	.80 Environmental Project Manager	<b>34.90 Total FTEs</b>

**FUND 501 WATER FUND  
UTILITIES DEPARTMENT**

**REVENUE  
DETAIL**

ACCOUNT NUMBER	ACCOUNT DESCRIPTION	2023/2024 PROPOSED BUDGET	2022/2023 REVISED BUDGET	2022/2023 PROJECTED ACTUAL	2021/2022 YTD ACTUAL	2020/2021 YTD ACTUAL
<b>Revenue</b>						
501-0000-331.01-01	Interest Income	15,000	15,000	28,221	16,465	58,192
501-0000-341.04-00	Rent-Equip/Facilities	30,000	30,000	34,375	33,538	32,561
501-0000-342.03-00	Jury Duty Reimb	0	0	0	0	128
501-0000-342.09-00	Other	0	0	0	0	8,125
501-0000-350.00-00	Sale of Property	0	0	0	733	1,960
501-0000-371.01-00	Metered Water Sales	4,900,000	6,520,000	5,287,497	5,143,617	4,879,758
501-0000-371.01-01	Water Base Revenues	5,790,000	3,990,000	3,761,536	3,307,994	3,281,398
501-0000-371.02-00	Fire Protection Fees	0	0	159	68	0
501-0000-371.03-04	Misc Water Sales	0	0	1,091	3,308	2,104
501-0000-371.04-00	Service Connect Fees	85,000	85,000	80,326	83,878	112,845
501-0000-371.05-00	Miscellaneous	0	0	0	0	0
501-0000-371.05-01	Penalties - Past Due	100,000	115,000	86,673	107,310	122,592
501-0000-371.05-02	Consumer Service Chg	25,000	25,000	15,920	35,140	26,997
501-0000-371.05-03	Mdse Sales/Services	0	0	6,054	5,339	5,241
501-0000-371.05-07	Water Services In Kind	(100,000)	(40,000)	(65,751)	(38,417)	(49,017)
501-0000-371.05-08	Salvage Scrap Sales	3,000	3,000	8,716	8,844	2,560
501-0000-371.05-09	NSF Check Reimb	2,000	2,000	3,320	2,700	2,980
501-0000-381.03-01	FEMA Reimbursements	0	0	0	0	28,852
501-0000-381.03-06	CURES grant	0	0	0	0	5,403
501-0000-391.01-16	EPA 2019 Proj Fnd	0	0	0	5,406,969	804,198
501-0000-391.01-33	Vehicle Replcmnt Fund	0	0	0		457,163
501-0000-392.03-00	Loan Proceeds	3,500,000	2,250,000	0	0	0
<b>Totals</b>		<b>14,350,000</b>	<b>12,995,000</b>	<b>9,248,137</b>	<b>14,117,486</b>	<b>9,784,040</b>

**FUND 501 WATER FUND  
UTILITIES DEPARTMENT**

**WATER DISTRIBUTION  
DETAIL**

ACCOUNT NUMBER	ACCOUNT DESCRIPTION	2023/2024	2022/2023	2022/2023	2021/2022	2020/2021
		PROPOSED BUDGET	REVISED BUDGET	PROJECTED ACTUAL	YTD ACTUAL	YTD ACTUAL
<b>Salaries &amp; Benefits</b>						
501-3155-411.11-01	Regular Salary/Wages	684,225	652,769	621,570	594,973	581,664
501-3155-411.11-02	Overtime	65,441	65,441	51,374	51,947	57,433
501-3155-411.11-03	Sick Pay	24,537	25,102	18,406	29,109	18,255
501-3155-411.11-04	Holiday Pay	44,681	44,347	40,917	35,924	41,529
501-3155-411.11-15	Vacation	41,550	41,030	34,715	38,014	29,603
501-3155-411.11-16	Major Medical	0	0	0	11,687	16,975
501-3155-411.11-17	Sick Pay buyback	6,400	4,505	7,095	7,015	7,966
501-3155-411.11-18	Vacation Pay buyback	0	0	1,804	1,804	6,515
501-3155-411.21-01	Group Insurance	152,973	187,857	157,622	166,331	168,685
501-3155-411.21-03	Board Paid Life Ins	1,358	1,324	1,261	1,281	947
501-3155-411.22-01	Social Security	53,744	46,683	46,543	46,431	46,013
501-3155-411.22-02	Medicare	12,569	10,918	10,885	10,859	10,761
501-3155-411.22-03	Unemployment Comp	1,500	1,500	1,500	1,500	1,300
501-3155-411.23-01	IMRF	34,673	46,533	43,785	71,219	79,466
501-3155-411.24-03	CDL Reimbursements	90	90	0	30	0
	<b>Subtotal</b>	<b>1,123,741</b>	<b>1,128,099</b>	<b>1,037,477</b>	<b>1,068,124</b>	<b>1,067,112</b>
<b>Contractual Services</b>						
501-3155-411.31-04	Eng/Architectural	0	250,000	187,433	10,038	-9,611
501-3155-411.31-05	Other	0	0	0	1,494	11,811
501-3155-411.35-01	Buildings	2,500	2,500	0	129	476
501-3155-411.35-02	R&M-Mach & Equip	10,000	7,500	3,512	4,748	3,393
501-3155-411.35-06	R&M-Infrastructure	75,000	175,000	18,420	130,469	39,532
501-3155-411.36-01	Fleet Maintenance	172,500	175,000	151,326	138,213	105,350
501-3155-411.36-02	Rentals/Lnd & Bldg	2,000	1,500	1,343	1,256	1,220
501-3155-411.36-03	Equipment & Vehicle	3,750	2,500	318	739	360
501-3155-411.36-05	Vehicle Replacement	0	0	0	0	50,408
501-3155-411.38-01	Insurance/MICA	92,932	82,975	82,975	69,730	69,730
501-3155-411.39-01	Communications	6,000	6,000	5,729	5,637	5,420
501-3155-411.39-02	Advertising/Publishing	2,000	1,500	314	0	847
501-3155-411.39-03	Printing & Binding	500	500	1,847	1,655	1,519
501-3155-411.39-06	JULIE Location Req	4,000	4,000	3,435	3,901	4,166
501-3155-411.39-07	Regist,Schools,Mtgs	1,000	1,000	249	0	0
501-3155-411.39-08	Contracted Services	1,000	5,000	563	554	500
	<b>Subtotal</b>	<b>373,182</b>	<b>714,975</b>	<b>457,464</b>	<b>368,563</b>	<b>285,121</b>
<b>Commodities</b>						
501-3155-411.41-02	Office Supplies	1,200	1,000	696	916	532
501-3155-411.42-02	Electricity	0	0	0	0	0
501-3155-411.45-02	Custodial Supplies	2,400	2,000	2,246	1,837	3,767
501-3155-411.45-03	Equip Consumable	5,000	4,350	4,412	1,627	1,481
501-3155-411.45-04	Equip Replacemt Pts	5,000	5,000	4,681	1,649	4,113
501-3155-411.45-05	Small Tool/Small Equip.	10,000	10,000	6,322	9,102	11,130
501-3155-411.46-01	Concrete	85,000	70,000	68,593	57,149	64,505
501-3155-411.46-02	Asphalt	1,000	1,000	0	0	884
501-3155-411.46-03	Sand, Stone & Gravel	25,000	20,000	28,514	17,634	18,578
501-3155-411.46-07	Barricades	5,000	5,000	6,781	1,347	0
501-3155-411.46-08	Paint	2,000	2,000	2,208	1,523	1,601
501-3155-411.46-09	Pipe	2,500	2,500	1,144	1,298	1,709
501-3155-411.46-10	Lumber	3,000	2,000	3,164	1,187	1,462
501-3155-411.46-11	Oper Supplies-Other	175,000	150,000	139,591	109,407	91,653
501-3155-411.46-12	Gasoline/Diesel	500	500	252	144	288

**FUND 501 WATER FUND  
UTILITIES DEPARTMENT**

**WATER DISTRIBUTION  
DETAIL**

ACCOUNT NUMBER	ACCOUNT DESCRIPTION	2023/2024 PROPOSED BUDGET	2022/2023 REVISED BUDGET	2022/2023 PROJECTED ACTUAL	2021/2022 YTD ACTUAL	2020/2021 YTD ACTUAL
501-3155-411.47-01	Clothing/Uniforms	1,500	1,000	900	1,034	454
501-3155-411.47-02	Safety Equipment	2,000	7,000	5,412	688	698
	<b>Subtotal</b>	<b>326,100</b>	<b>283,350</b>	<b>274,916</b>	<b>206,542</b>	<b>202,855</b>
<b>Capital Outlay</b>						
501-3155-411.52-05	Mach & Equipment	95,000	150,000	72,000	138,622	0
501-3155-411.52-06	Vehicles	40,000	40,000	-	-	75,358
501-3155-411.52-08	Controllable	10,000	10,000	8,976	6,871	9,379
501-3155-411.53-03	Utility Piping, meters, etc	3,395,000	2,628,700	2,171,101	3,462,924	1,936,120
501-3155-411.53-09	Other	-	-	61	-	-
	<b>Subtotal</b>	<b>3,540,000</b>	<b>2,828,700</b>	<b>2,252,138</b>	<b>3,608,417</b>	<b>2,020,857</b>
	<b>Totals</b>	<b>5,363,023</b>	<b>4,955,124</b>	<b>4,021,995</b>	<b>5,251,646</b>	<b>3,575,945</b>

**FUND 501 WATER FUND  
UTILITIES DEPARTMENT**

**WATER METERING  
DETAIL**

ACCOUNT NUMBER	ACCOUNT DESCRIPTION	2023/2024 PROPOSED BUDGET	2022/2023 REVISED BUDGET	2022/2023 PROJECTED ACTUAL	2021/2022 YTD ACTUAL	2020/2021 YTD ACTUAL
<b>Salaries &amp; Benefits</b>						
501-3156-411.11-01	Regular Salary/Wages	228,206	220,417	231,869	224,767	219,943
501-3156-411.11-02	Overtime	20,055	20,055	18,023	19,231	19,268
501-3156-411.11-03	Sick Pay	4,189	6,616	6,641	6,151	3,912
501-3156-411.11-04	Holiday Pay	14,345	13,951	13,892	13,367	14,093
501-3156-411.11-15	Vacation	19,667	18,109	19,485	21,002	16,751
501-3156-411.11-16	Major Medical	0	0	2,807	0	0
501-3156-411.11-17	Sick Pay buyback	6,298	2,505	7,455	9,139	2,225
501-3156-411.11-18	Vacation Pay buyback	0	0	7,463	6,964	0
501-3156-411.21-01	Group Insurance	61,109	71,753	70,455	73,350	81,793
501-3156-411.21-03	Board Pd Life Ins	485	457	480	467	348
501-3156-411.22-01	Social Security	18,151	17,462	18,072	17,505	16,064
501-3156-411.22-02	Medicare	4,245	4,084	4,226	4,094	3,757
501-3156-411.22-03	Unemployment Comp.	500	500	500	500	500
501-3156-411.23-01	IMRF	11,710	17,406	17,465	25,044	28,955
501-3156-411.24-03	CDL Reimbursements	0	60	0	0	30
	<b>Subtotal</b>	<b>388,960</b>	<b>393,375</b>	<b>418,833</b>	<b>421,581</b>	<b>407,639</b>
<b>Contractual Services</b>						
501-3156-411.33-01	Water/Sewerage	1,000	1,000	0	616	0
501-3156-411.34-03	Custodial Services	0	0	0	0	0
501-3156-411.34-06	Linens mats,uniforms	2,000	2,000	1666	1,654	1,749
501-3156-411.35-01	R&M-Buildings	2500	2500	0	95	7352
501-3156-411.35-02	R&M-Mach & Equip	4,000	4,000	260	6	3,252
501-3156-411.35-05	Rep & Maint-Other	5,000	7,000	1,982	1,516	2,827
501-3156-411.36-01	Fleet Maintenance	27,000	26,600	25,543	16,842	16,819
501-3156-411.36-05	Vehicle Replacement	0	0	76	0	15,768
501-3156-411.38-01	Insurance/MICA	57,238	51,105	51,105	48,568	48,568
501-3156-411.39-01	Communications	2,000	2,000	2,479	2,038	1,659
501-3156-411.39-03	Printing & Binding	250	250	0	249	0
501-3156-411.39-08	Contracted Services	2,000	4,350	2,407	311	1,565
	<b>Subtotal</b>	<b>102,988</b>	<b>100,805</b>	<b>85,518</b>	<b>71,895</b>	<b>99,559</b>
<b>Commodities</b>						
501-3156-411.41-02	Office Supplies	750	750	130	617	25
501-3156-411.45-01	Building Supplies	500	500	166	53	474
501-3156-411.45-02	Custodial Supplies	750	1,500	292	521	497
501-3156-411.45-03	Equip Consumable	500	500	156	67	292
501-3156-411.45-04	Equip Replace Parts	500	500	34	118	239
501-3156-411.45-05	Small Tools/ Equip	3,000	2,500	3,153	290	1,291
501-3156-411.46-08	Paint	0	0	8	60	36
501-3156-411.46-09	Pipe	1,000	500	888	0	49
501-3156-411.46-11	Other	500,000	450,000	478,607	238,321	107,659
	<b>Subtotal</b>	<b>507,000</b>	<b>456,750</b>	<b>483,434</b>	<b>240,047</b>	<b>110,562</b>
<b>Capital Outlay</b>						
501-3156-411.52-05	Mach & Equip	-	-	-	-	-
501-3156-411.52-08	Controllable	-	-	-	-	-
	<b>Subtotal</b>	<b>0</b>	<b>0</b>	<b>0</b>	<b>0</b>	<b>0</b>
	<b>Totals</b>	<b>998,948</b>	<b>950,930</b>	<b>987,785</b>	<b>733,523</b>	<b>617,760</b>

**FUND 501 WATER FUND  
UTILITIES DEPARTMENT**

**UTILITIES-ADMINISTRATION  
DETAIL**

ACCOUNT NUMBER	ACCOUNT DESCRIPTION	2023/2024 PROPOSED BUDGET	2022/2023 REVISED BUDGET	2022/2023 PROJECTED ACTUAL	2021/2022 YTD ACTUAL	2020/2021 YTD ACTUAL
<b>Salaries &amp; Wages</b>						
501-3310-411.11-01	Regular Salary/Wages	99,301	160,746	119,394	166,010	154,160
501-3310-411.11-02	Overtime	-	-	1,699	5,745	4,361
501-3310-411.11-03	Sick Pay	-	-	307	-	-
501-3310-411.11-04	Holiday Pay	6,113	9,579	6,283	8,652	9,220
501-3310-411.11-15	Vacation	8,114	11,337	7,984	10,506	8,666
501-3310-411.11-17	Sick Pay buyback	4,311	3,499	4,186	5,125	4,822
501-3310-411.21-01	Group Insurance	35,195	39,796	33,066	39,796	40,916
501-3310-411.21-03	Board Pd Life Ins	155	203	167	220	156
501-3310-411.22-01	Social Security	7,306	13,698	7,883	11,209	10,473
501-3310-411.22-02	Medicare	1,709	3,204	1,844	2,621	2,450
501-3310-411.22-03	Unemployment Comp	250	250	250	250	150
501-3310-411.23-01	IMRF	4,714	13,654	8,083	16,604	19,016
	<b>Subtotal</b>	<b>167,168</b>	<b>255,966</b>	<b>191,146</b>	<b>266,738</b>	<b>254,390</b>
<b>Contractual Services</b>						
501-3310-411.31-01	Audit	16,000	8,000	8,000	7,900	7,800
501-3310-411.32-02	Technical Svc-Comp	30,000	30,000	12,398	22,350	23,271
501-3310-411.38-01	MICA	2,094	1,870	1,870	1,731	1,731
501-3310-411.39-01	Communications	15,000	14,700	16,287	13,322	12,693
501-3310-411.39-02	Advertising/Publishing	-	-	-	-	-
501-3310-411.39-03	Printing & Binding	500	500	-	-	-
501-3310-411.39-05	Mileage Reimb	250	250	-	-	-
501-3310-411.39-07	Regist,Schools, Mtgs	100	100	-	66	92
501-3310-411.39-08	Contracted Services	-	2,500	-	-	855
	<b>Subtotal</b>	<b>63,944</b>	<b>57,920</b>	<b>38,555</b>	<b>45,369</b>	<b>46,442</b>
<b>Commodities</b>						
501-3310-411.41-01	Postage	500	1,000	313	291	360
501-3310-411.41-02	Office Supplies	1,000	500	999	101	210
	<b>Subtotal</b>	<b>1,500</b>	<b>1,500</b>	<b>1,312</b>	<b>392</b>	<b>570</b>
<b>Capital Outlay</b>						
501-3310-411.52-04	Office Equipment	-	122,718	33,458	-	-
501-3310-411.52-08	Controllable	1,000	1,000	360	499	1,385
	<b>Subtotal</b>	<b>1,000</b>	<b>123,718</b>	<b>33,818</b>	<b>499</b>	<b>1,385</b>
<b>Miscellaneous</b>						
501-3310-411.61-01	Dues	500	500	238	231	224
501-3310-411.61-04	Other	1,000	1,000	1,392	171	50
501-3310-411.61-06	Refunds	1,000	1,000	417	60	-
501-3310-411.61-08	Bad Debt Expense	35,000	35,000	23,782	35,146	26,662
501-3310-411.61-89	Over & Short	20,000	20,000	(12,081)	(26,948)	20,545
501-3310-411.65-01	Admin Cost Share	336,000	336,000	336,000	336,000	336,000
501-3310-491.62-62	Water EPA 2019ProjFund	-	635,770	843,464	1,318,509	688,732
	<b>Subtotal</b>	<b>393,500</b>	<b>1,029,270</b>	<b>1,193,212</b>	<b>1,663,169</b>	<b>1,072,213</b>
<b>Debt Service</b>						
501-3310-409-72-00	Loan/Lease Payment	-	-	-	-	-
501-3310-411-72-00	Debt Service	1,210,000	995,000	215,468	77,097	59,715
	<b>Subtotal</b>	<b>1,210,000</b>	<b>995,000</b>	<b>215,468</b>	<b>77,097</b>	<b>59,715</b>
	<b>Totals</b>	<b>1,837,112</b>	<b>2,463,374</b>	<b>1,673,511</b>	<b>2,053,264</b>	<b>1,434,715</b>



**FUND 501 WATER FUND  
UTILITIES DEPARTMENT**

**COMMERCIAL  
DETAIL**

ACCOUNT NUMBER	ACCOUNT DESCRIPTION	2023/2024 PROPOSED BUDGET	2022/2023 REVISED BUDGET	2022/2023 PROJECTED ACTUAL	2021/2022 YTD ACTUAL	2020/2021 YTD ACTUAL
<b>Salaries &amp; Benefits</b>						
501-3312-411.11-01	Regular Salary/Wages	129,288	131,775	102,587	118,343	123,627
501-3312-411.11-02	Overtime	-	-	1,806	446	1,765
501-3312-411.11-03	Sick Pay	4,673	2,269	4,058	6,483	2,595
501-3312-411.11-04	Holiday Pay	8,178	7,941	5,645	6,961	8,050
501-3312-411.11-15	Vacation	9,736	9,453	8,426	9,402	7,809
501-3312-411.11-16	Major Medical	-	-	17,734	4,968	-
501-3312-411.11-17	Sick Pay buyback	2,337	2,269	2,069	2,001	2,256
501-3312-411.11-18	Vacation Pay buyback	-	-	2,063	0	0
501-3312-411.21-01	Group Insurance	61,075	41,904	37,706	41,904	43,225
501-3312-411.21-03	Board Pd Life Ins	291	274	259	283	208
501-3312-411.22-01	Social Security	9,561	9,635	8,369	8,670	8,803
501-3312-411.22-02	Medicare	2,236	2,253	1,957	2,028	2,059
501-3312-411.22-03	Unemployment Comp	300	300	300	300	300
501-3312-411.23-01	IMRF	6,168	9,604	8,294	12,561	15,356
	<b>Subtotal</b>	<b>233,843</b>	<b>217,677</b>	<b>201,273</b>	<b>214,350</b>	<b>216,053</b>
<b>Contractual Services</b>						
501-3312-411.35-02	R&M-Mach & Equip	2000	3500	2236	1863	10264
501-3312-411.35-05	Other	0	0	0	0	0
501-3312-411.36-03	Equipment & Vehicle	2,500	2,500	2,059	2,146	2,227
501-3312-411.38-01	Insurance/MICA	2,352	2,100	2,100	2,095	2,095
501-3312-411.39-02	Advertising/Publishing	200	200	188	0	0
501-3312-411.39-03	Printing & Binding	250	250	0	0	0
501-3312-411.39-08	Contracted Services	150,000	142,000	131,247	119,329	143,149
	<b>Subtotal</b>	<b>157,302</b>	<b>150,550</b>	<b>137,830</b>	<b>125,433</b>	<b>157,735</b>
<b>Commodities</b>						
501-3312-411.41-01	Postage	1,000	500	3,902	3,241	224
501-3312-411.41-02	Office Supplies	3,500	3,500	2,710	1,446	3,318
501-3312-411.45-01	Building Supplies	0	0	0	0	0
	<b>Subtotal</b>	<b>4,500</b>	<b>4,000</b>	<b>6,612</b>	<b>4,687</b>	<b>3,542</b>
<b>Capital Outlay</b>						
501-3312-411.52-04	Office Equipment	2,500	2,500	0	0	0
501-3312-411.52-08	Conrollable	4,000	5,000	2,681	998	2,728
		<b>6,500</b>	<b>7,500</b>	<b>2,681</b>	<b>998</b>	<b>2,728</b>
<b>Miscellaneous</b>						
501-3312-411.61-04	Other	0	0	0	0	0
	<b>Totals</b>	<b>402,145</b>	<b>379,727</b>	<b>348,396</b>	<b>345,468</b>	<b>380,058</b>

**FUND 501 WATER FUND  
UTILITIES DEPARTMENT**

**PURIFICATION  
DETAIL**

ACCOUNT NUMBER	ACCOUNT DESCRIPTION	2023/2024	2022/2023	2022/2023	2021/2022	2020/2021
		PROPOSED BUDGET	REVISED BUDGET	PROJECTED ACTUAL	YTD ACTUAL	YTD ACTUAL
<b>Salaries &amp; Benefits</b>						
501-3314-411.11-01	Regular Salary/Wages	556,523	533,771	516,255	509,108	459,288
501-3314-411.11-02	Overtime	20,193	20,193	8,919	14,161	25,194
501-3314-411.11-03	Sick Pay	7,519	2,003	10,702	11,652	4,981
501-3314-411.11-04	Holiday Pay	34,192	32,793	30,411	33,167	23,598
501-3314-411.11-15	Vacation	36,759	35,904	30,071	26,388	28,707
501-3314-411.11-16	Major Medical	0	0	0	0	2,731
501-3314-411.11-17	Sick Pay buyback	14,273	14,620	12,632	14,560	16,645
501-3314-411.11-18	Vacation buyback	0	0	401	4,884	293
501-3314-411.12-01	TempReg Salary/Wages	0	0	0	0	0
501-3314-411.21-01	Group Insurance	148,483	142,648	129,196	122,750	151,896
501-3314-411.21-03	Board Pd Life Ins	1,048	1,005	949	923	682
501-3314-411.22-01	Social Security	40,254	38,866	36,333	37,053	33,543
501-3314-411.22-02	Medicare	9,414	9,043	8,497	8,666	7,845
501-3314-411.22-03	Unemployment Comp	1,100	1,100	1,100	1,000	1,100
501-3314-411.23-01	IMRF	25,971	38,541	34,437	52,393	59,070
501-3314-411.24-03	CDL Reimbursements	30	30	30	30	30
	<b>Subtotal</b>	<b>895,759</b>	<b>870,517</b>	<b>819,933</b>	<b>836,735</b>	<b>815,603</b>
<b>Contractual Services</b>						
501-3314-411.31-04	Eng/Architectural	50,000	175,000	78,445	20,511	-10,332
501-3314-411.31-05	Prof Svc-Other	2,000	0	1,038	0	609
501-3314-411.33-01	Water/Sewerage	160,000	450,000	186,705	408,034	881
501-3314-411.34-01	Cleaning Svc-Disposal	1,000	1,000	873	788	732
501-3314-411.34-03	Custodial	0	0	0	0	0
501-3314-411.34-04	Lawn Care	7,500	7,500	5,750	7,266	14,280
501-3314-411.34-06	Linens mats,mop,uniform	5,000	3,200	3,755	3,545	3,483
501-3314-411.35-01	R&M-Buildings	20,000	20,000	14,865	23,711	2,105
501-3314-411.35-02	R&M-Mach & Equip	100,000	75,000	100,347	39,476	126,541
501-3314-411.35-05	R&M-Other	0	0	100	0	0
501-3314-411.36-01	Fleet Maintenance	15,000	20,000	8,446	11,623	4,956
501-3314-411.36-03	Equipment & Vehicle	3,000	2,500	2,354	1,290	351
501-3314-411.36-05	Vehicle Replacement	0	0	0	0	7,600
501-3314-411.38-01	Insurance/MICA	96,449	86,115	86,115	104,726	104,726
501-3314-411.38-05	Boiler & Machinery Ins.	168,000	202,000	215,666	125,305	100,337
501-3314-411.39-01	Communications	4,000	4,000	3,707	3,654	1,625
501-3314-411.39-02	Advertising/Publishing	1,000	1,000	1,808	922	1,298
501-3314-411.39-03	Printing & Binding	200	0	187	0	0
501-3314-411.39-05	Mileage Reimb	0	0	0	0	0
501-3314-411.39-07	Regist, Schools, Mtgs	500	500	0	200	460
501-3314-411.39-05	Mileage Reimb	0	0	0	0	0
501-3314-411.39-08	Contracted Services	750,000	890,000	670,161	137,106	305,491
	<b>Subtotal</b>	<b>1,383,649</b>	<b>1,937,815</b>	<b>1,380,322</b>	<b>888,157</b>	<b>665,143</b>

**FUND 501 WATER FUND  
UTILITIES DEPARTMENT**

**PURIFICATION  
DETAIL**

ACCOUNT NUMBER	ACCOUNT DESCRIPTION	2023/2024 PROPOSED BUDGET	2022/2023 REVISED BUDGET	2022/2023 PROJECTED ACTUAL	2021/2022 YTD ACTUAL	2021/2022 YTD ACTUAL
<b>Commodities</b>						
501-3314-411.41-01	Postage	500	500	52	370	653
501-3314-411.41-02	Office Supplies	750	1,000	422	929	247
501-3314-411.42-01	Natural Gas	30,000	30,000	22,256	17,869	23,529
501-3314-411.42-02	Electricity	1,150,000	1,150,000	836,961	488,470	454,643
501-3314-411.45-01	Building Supplies	4,000	4,000	1,440	953	1,521
501-3314-411.45-02	Custodial Supplies	3,000	3,000	2,061	2,234	912
501-3314-411.45-03	Equip Consumable	1,000	1,000	1,268	784	169
501-3314-411.45-04	Equip Replace Parts	50,000	73,000	75,381	15,544	16,805
501-3314-411.45-05	Small Tools/ Equip	5,000	5,000	1,854	2,905	1,608
501-3314-411.46-05	Chemicals	1,150,000	1,150,000	902,755	803,324	771,054
501-3314-411.46-10	Lumber	500	500	0	0	0
501-3314-411.46-11	Operation Supply-Other	25,000	25,000	25,100	26,117	18,779
501-3314-411.46-12	Gasoline/Diesel	1,500	1,500	698	1,882	205
501-3314-411.46-14	Laboratory	60,000	60,000	40,617	40,474	53,382
501-3314-411.47-02	Safety Equipment	2,000	3,000	2,326	1,660	2,516
	<b>Subtotal</b>	<b>2,483,250</b>	<b>2,507,500</b>	<b>1,913,191</b>	<b>1,403,515</b>	<b>1,346,023</b>
<b>Capital Outlay</b>						
501-3314-411.52-02	Buildings	0	0	0	0	0
501-3314-411.52-04	Office Equipment	0	0	0	0	0
501-3314-411.52-05	Mach & Equip	0	0	5,229	0	0
501-3314-411.52-06	Vehicles	0	0	0	0	0
501-3314-411.52-08	Controllable	15,000	21,000	18,035	19,478	8,300
501-3314-411.53-09	Other	650,000	67,925	67,925	0	0
	<b>Subtotal</b>	<b>665,000</b>	<b>88,925</b>	<b>91,189</b>	<b>19,478</b>	<b>8,300</b>
<b>Miscellaneous</b>						
501-3314-411.61-04	Other	0	0	0	0	0
	<b>Totals</b>	<b>5,427,658</b>	<b>5,404,757</b>	<b>4,204,635</b>	<b>3,147,885</b>	<b>2,835,069</b>

---

---

**PURPOSE**

The Sewer Department is responsible for the collection, treatment and disposal of sanitary and combined sewage (sanitary sewage + storm water) generated in areas served by public sewers, as well as the financial management of the sewer utility. The Sewer Department is funded by user charges for sewer service, which include fixed monthly demand charges (based upon meter size) and usage charges based upon metered water consumption. As an enterprise fund, the fund is expected to be self-sufficient and revenues for services rendered should fund all expenses associated with the maintenance and administration of the sewer utility.

**GOALS/OBJECTIVES**

The Utilities Department has set the following goals for FY2024:

- Complete Phase 2 CSO long-term control plan construction
- Clean major riverside interceptor sewers to maximize flow to WWTP
- Repair and replace defective sewers in coordination with street improvement projects

**PAST FISCAL YEAR HIGHLIGHTS**

In the previous fiscal year, the Sewer Enterprise Fund:

- Produced a net operating income of roughly \$1.7 million
- Invested roughly \$2 million in capital improvements to the sewage collection system
- Adjusted sewer demand charges to offset rapid inflation of operating expenses

**BUDGET SUMMARY**

Revenue projections for FY24 are based upon a metered water sales volume similar to recent years. Operating revenues for FY24 are projected to be \$8.02 million. Operating expenses (which excludes debt service and capital investments) are projected to be \$5.06 million. Budgeted operating expenses are roughly 6.6% above projected FY23, which accounts for expected inflation in the input costs. The water fund is projected to produce a net operating income of \$2.96 million in FY24. Total debt service on prior borrowing will be roughly \$1.36 million, which leaves \$1.6 million in profits available for capital investment.

A total capital expense budget of roughly \$4.32 million is proposed, which excludes Phase 2 CSO long-term control plan construction (which is budgeted in Fund 315). Capital funding includes:

- \$3.065 million for sewer infrastructure replacement associated with Fund 301 street improvement projects (\$6 million in new Fund 301 spending)
- \$500k for lining of various defective/problem sewers
- \$400k for design engineering services for planned FY25 projects
- \$338k for replacement vehicles and equipment

Additional borrowing of \$3.5 million is planned to fund sewer infrastructure improvement projects and maintain the minimum reserve per adopted policy. Fund 502 is projected to begin FY24 with a cash reserve balance of \$2.8 million and end the fiscal year with a cash reserve balance of \$3.5 million.

**FUND 502 SEWER FUND  
UTILITIES DEPARTMENT**

**SUMMARY**

<b>REVENUE SUMMARY</b>					
ACCOUNT NUMBER	2023/2024	% Change	2022/2023	2022/2023	2021/2022
	PROPOSED BUDGET		REVISED BUDGET	PROJECTED ACTUAL	YTD ACTUAL
Other Income	20,000	33.33%	15,000	34,934	23,620
Charges for Services	8,016,500	-5.69%	8,500,000	7,084,928	6,568,995
Debt Proceeds	3,500,000		2,750,000	-	-
Grants	-	0.00%	-	-	-
Transfers	27,000	0.00%	-	-	4,501,853
<b>Total</b>	<b>11,563,500</b>	<b>2.65%</b>	<b>11,265,000</b>	<b>7,119,862</b>	<b>11,094,468</b>

<b>EXPENSE SUMMARY</b>					
ACCOUNT DESCRIPTION	2023/2024	% Change	2022/2023	2022/2023	2021/2022
	PROPOSED BUDGET		REVISED BUDGET	PROJECTED ACTUAL	YTD ACTUAL
Salaries & Benefits	888,759	26.08%	704,898	607,408	607,106
Contractual Services	3,371,122	-24.96%	4,492,525	4,552,684	3,158,969
Commodities	833,300	-6.73%	893,450	743,850	584,696
Capital Outlay	4,167,842	-21.66%	5,320,518	2,370,011	4,530,395
Miscellaneous	366,230	-43.74%	650,930	836,790	579,160
Debt Service	1,750,000	13.64%	1,540,000	261,681	188,755
<b>Totals</b>	<b>11,377,253</b>	<b>-16.36%</b>	<b>13,602,321</b>	<b>9,372,424</b>	<b>9,649,081</b>

Totals by Division

3150 Administration	2,275,303	-6.97%	2,445,712	1,229,610	841,691
3153 Street Cleaning	143,115	12.05%	127,725	88,268	94,966
3157 Sewer Maintenance	5,637,312	-20.40%	7,081,723	4,894,775	6,610,189
3321 Pretreatment	167,360	-7.91%	181,726	168,931	168,998
3322 Waste Water	3,154,163	-16.23%	3,765,435	2,990,840	1,933,237
<b>Totals</b>	<b>11,377,253</b>	<b>-16.36%</b>	<b>13,602,321</b>	<b>9,372,424</b>	<b>9,649,081</b>

**STAFFING**

	FY 2024 PROPOSED	FY 2023 Budget	FY 2022 Budget	FY 2021 Budget
Authorized Full Time Positions	11.20	8.95	8.75	10.75

The proposed budget includes the following Sewer Department staff:

3150 Admin	0.25	Director of Public Works
3157 Sewer Mnt	0.75	Asst. Director
	8.75	822 union laborers/operators
	1.25	822 Street Cleaner Operator
3321 Pretmnt	0.20	Environmental Coordinator
	<b>11.20</b>	<b>TOTAL</b>

**FUND 502 SEWER FUND  
UTILITIES DEPARTMENT**

**REVENUE  
DETAIL**

ACCOUNT NUMBER	ACCOUNT DESCRIPTION	2023/2024 PROPOSED BUDGET	2022/2023 REVISED BUDGET	2022/2023 PROJECTED ACTUAL	2021/2022 YTD ACTUAL	2020/2021 YTD ACTUAL
<b>Revenues</b>						
502-0000-331.01-01	Interest Income	20,000	15,000	34,834	18,726	52,584
502-0000-342.09-00	Other	0	0	100	4,894	0
502-0000-350.00-00	Sale of Property	0	0	0	0	-174
502-0000-372.01-00	User Charges	6,080,000	7,365,000	6,017,433	5,986,428	5,446,669
502-0000-372.01-01	User/Improv surcharge	1,640,000	735,000	549,279	51,705	0
502-0000-372.02-00	Surcharges	350,000	340,000	543,503	473,614	334,083
502-0000-372.03-00	Miscellaneous	0	0	700	800	900
502-0000-372.03-01	Sewer Servics In Kind	(115,000)	(50,000)	(77,605)	(45,041)	(60,689)
502-0000-372.03-02	Penalties past due	60,000	65,000	50,993	61,204	73,293
502-0000-372.04-00	Connection Charges	1,500	45,000	625	40,285	9,775
502-0000-372.05-00	Flat Rate Charges	0	0	0		0
502-0000-372.09-00	Refunds	0	0	0		992
502-0000-381.03-01	FEMA Reimb	0	0	0		3,502
502-0000-381.03-06	CURES Grant	0	0	0		587
502-0000-382.03-06	Dept of Transportation	0	0	0		225,392
502-0000-391.01-00	Transfer from EPA	0	0	0	4,501,853	0
502-0000-391.01-01	General Fund	27,000	0	0	0	0
502-0000-391.01-33	Vehicle Replcmnt Fund	0	0	0	0	701,917
502-0000-392.03-00	Loan Proceeds	3,500,000	2,750,000	0	0	0
	<b>Totals</b>	<b>11,563,500</b>	<b>11,265,000</b>	<b>7,119,862</b>	<b>11,094,468</b>	<b>6,788,831</b>

**FUND 502 SEWER FUND  
UTILITIES DEPARTMENT**

**ADMINISTRATION/FIELD OPERATIONS  
DETAIL**

ACCOUNT NUMBER	ACCOUNT DESCRIPTION	2023/2024 PROPOSED BUDGET	2022/2023 REVISED BUDGET	2022/2023 PROJECTED ACTUAL	2021/2022 YTD ACTUAL	2020/2021 YTD ACTUAL
<b>Salaries &amp; Benefits</b>						
502-3150-412.11-01	Regular Salary/Wages	28,597	27,764	17,668	0	0
502-3150-412.11-04	Holiday Pay	1,733	1,683	1,202	0	0
502-3150-412.11-15	Vacation	0	1,803	1,562	0	0
502-3150-412.11-17	Sick Pay Buyback	0	721	541	0	0
502-3150-412.11-18	Vacation Pay buyback	0	0	0	0	0
502-3150-412.21-01	Group Insurance	6,014	4,471	3,109	0	0
502-3150-412.21-03	Board Paid Life Ins.	24	0	15	0	0
502-3150-412.21-04	Workers' Compensation	0	0	0	0	0
502-3150-412.22-01	Social Security	2,030	2,446	1,236	0	0
502-3150-412.22-02	Medicare	475	0	289	0	0
502-3150-412.23-01	IMRF	1,310	1,976	1,138	0	0
502-3150-412.24-03	CDL Reimbursements	90	0	0	0	0
	<b>Subtotal</b>	<b>40,273</b>	<b>40,864</b>	<b>26,760</b>		<b>0</b>
<b>Contractual Services</b>						
502-3150-412.31-01	Audit	12,000	6,000	6,000	5,925	5,850
502-3150-412.32-02	Computer	30,000	30,000	16,542	12,897	13,090
502-3150-412.39-01	Communications	15,000	15,000	8,889	15,330	10,099
502-3150-412.39-02	Advertising/Publishing	0	0	240	0	0
	<b>Subtotal</b>	<b>57,000</b>	<b>51,000</b>	<b>31,671</b>	<b>34,152</b>	<b>29,039</b>
<b>Commodities</b>						
502-3150-412.41-01	Postage	300	100	443	134	0
502-3150-412.41-02	Office Supplies	0	100	29	102	82
502-3150-412.41-03	Shared Billing Expense	135,000	115,000	111,287	111,897	68,737
	<b>Subtotal</b>	<b>135,300</b>	<b>115,200</b>	<b>111,759</b>	<b>112,133</b>	<b>68,819</b>
<b>Capital Outlay</b>						
502-3150-412.52-04	Office Equipment	0	122,718	33,449	-9	0
502-3150-412.52-05	Mach & Equipment	0	0	0	0	0
	<b>Subtotal</b>	<b>0</b>	<b>122,718</b>	<b>33,449</b>	<b>-9</b>	<b>0</b>
<b>Miscellaneous</b>						
502-3150-412.61-04	Other	5,000	3,200	11,868	12,337	920
502-3150-412.61-06	Refunds	1,500	1,500	0	0	2,654
502-3150-412.61-08	Bad Debt Expense	25,000	29,000	18,300	26,419	22,054
502-3150-412.64-02	Overhead Sewer Grants	50,000	50,000	15,128	29,910	28,921
502-3150-412.65-01	Admin cost share	211,230	211,230	211,230	211,230	190,494
502-3150-412.65-02	Space cost share	0	0	0	0	0
502-3150-491.62-26	2005 G/O Bond Fund	0	0	0	0	0
502-3150-491.62-32	Central Services Fund	0	0	0	0	0
502-3150-491.62-67	Sewer EPA 2019 Proj Fur	0	281,000	507,764	226,764	0
	<b>Subtotal</b>	<b>292,730</b>	<b>575,930</b>	<b>764,290</b>	<b>506,660</b>	<b>245,043</b>
<b>Debt Service</b>						
502-3150-409.72-00	Loan/Lease Payments	1,750,000	1,540,000	261,681	188,755	112,115
	<b>Totals</b>	<b>2,275,303</b>	<b>2,445,712</b>	<b>1,229,610</b>	<b>841,691</b>	<b>455,016</b>

**FUND 502 SEWER FUND**

**STREET CLEANING  
DETAIL**

ACCOUNT NUMBER	ACCOUNT DESCRIPTION	2023/2024 PROPOSED BUDGET	2022/2023 REVISED BUDGET	2022/2023 PROJECTED ACTUAL	2021/2022 YTD ACTUAL	2020/2021 YTD ACTUAL
<b>Salaries &amp; Benefits</b>						
502-3153-412.11-01	Regular Salary/Wages	57,740	56,069	27,274	32,607	37,044
502-3153-412.11-02	Overtime	1,370	1,370	500	1,174	1,054
502-3153-412.11-03	Sick Pay	-	-	193	-	-
502-3153-412.11-04	Holiday Pay	2,778	2,697	2,687	2,425	2,720
502-3153-412.11-15	Vacation Pay	3,968	3,854	3,845	3,721	3,582
502-3153-412.11-17	Sick Pay Buy Back	2,381	2,312	2,119	2,250	2,176
502-3153-412.21-01	Group Insurance	14,415	15,070	8,236	9,636	28,234
502-3153-412.21-03	Board Paid Life Ins	121	114	63	73	63
502-3153-412.22-01	Social Security	4,231	4,111	2,236	2,577	2,816
502-3153-412.22-02	Medicare	989	961	523	603	658
502-3153-412.22-03	Unemployment Comp	100	100	100	100	100
502-3153-412.23-01	IMRF	2,729	4,097	2,192	3,622	4,904
502-3153-412.24-03	CDL Reimbursements	-	30	-	-	30
	<b>Subtotal</b>	<b>90,822</b>	<b>90,785</b>	<b>49,968</b>	<b>58,788</b>	<b>83,381</b>
<b>Contractual Services</b>						
502-3153-412.36-01	Fleet Maintenance	45,000	30,000	35,360	33,198	26,218
502-3153-412.36-05	Vehicle Replacement	-	-	-	-	26,664
502-3153-412.38-01	MICA	3,293	2,940	2,940	2,980	2,980
	<b>Subtotal</b>	<b>48,293</b>	<b>32,940</b>	<b>38,300</b>	<b>36,178</b>	<b>55,862</b>
<b>Commodities</b>						
502-3153-412.45-04	Equip Replace Parts	2,000	2,000	-	-	224
502-3153-412.45-05	Small Tools/ Equip	2,000	2,000	-	-	-
	<b>Subtotals</b>	<b>4,000</b>	<b>4,000</b>	<b>-</b>	<b>-</b>	<b>224</b>
	<b>Totals</b>	<b>143,115</b>	<b>127,725</b>	<b>88,268</b>	<b>94,966</b>	<b>139,467</b>



**FUND 502 SEWER FUND  
UTILITIES DEPARTMENT**

**SEWER MAINTENANCE & COLLECTION  
DETAIL**

ACCOUNT NUMBER	ACCOUNT DESCRIPTION	2023/2024 PROPOSED BUDGET	2022/2023 REVISED BUDGET	2022/2023 PROJECTED ACTUAL	2021/2022 YTD ACTUAL	2020/2021 YTD ACTUAL
<b>Salaries &amp; Benefits</b>						
502-3157-412.11-01	Regular Salary/Wages	427,691	304,317	308,330	296,367	374,728
502-3157-412.11-02	Overtime	48,793	48,793	19,388	29,896	49,589
502-3157-412.11-03	Sick Pay	16,992	11,193	13,730	13,754	10,593
502-3157-412.11-04	Holiday Pay	27,380	19,816	20,004	16,612	23,537
502-3157-412.11-15	Vacation	23,530	20,789	16,299	21,168	22,491
502-3157-412.11-17	Sick Pay Buyback	1,546	3,367	571	158	4,851
502-3157-412.11-18	Vacation Pay Buyback	-	-	2,305	2,305	1,932
502-3157-412.21-01	Group Insurance	124,981	86,103	76,495	83,702	147,110
502-3157-412.21-03	Board Paid Life Ins.	922	662	654	593	564
502-3157-412.22-01	Social Security	33,848	25,819	22,841	22,729	28,649
502-3157-412.22-02	Medicare	7,916	5,038	5,342	5,316	6,700
502-3157-412.22-03	Unemployment Comp.	900	800	800	900	900
502-3157-412.23-01	IMRF	21,837	25,736	21,389	32,129	51,386
502-3157-412.24-03	CDL Reimbursements	90	90	60	60	-
	<b>Subtotal</b>	<b>736,426</b>	<b>552,523</b>	<b>508,208</b>	<b>525,689</b>	<b>723,997</b>
<b>Contractual Services</b>						
502-3157-412.31-04	Engineer/Architectural	150,000	688,000	564,457	6,375	(3,978)
502-3157-412.31-05	Other	-	-	8,950	-	-
502-3157-412.35-02	R&M-Mach & Equip	20,000	20,000	13,980	3,639	47,608
502-3157-412.35-05	R&M - Other	-	-	983	3,522	3,130
502-3157-412.35-06	R&M-Infrastructure	25,000	125,000	982,100	1,001,613	91,615
502-3157-412.36-01	Fleet Maintenance	220,000	220,000	213,148	226,400	185,142
502-3157-412.36-03	Equipment & Vehicle	4,000	9,000	9,443	3,108	3,341
502-3157-412.36-05	Vehicle Replacement	-	-	-	-	114,221
502-3157-412.38-01	MICA	134,344	119,950	119,950	177,470	177,470
502-3157-412.39-01	Communications	1,000	1,000	788	846	1,389
502-3157-412.39-02	Advertising/Publishing	1,500	1,500	570	2,356	1,875
502-3157-412.39-04	Travel	100	100	-	-	50
502-3157-412.39-05	Mileage Reimb	100	100	-	-	-
502-3157-412.39-06	JULIE Location request	4,000	4,000	3,435	3,901	4,166
502-3157-412.39-07	Regist,Schools,Mtgs	500	500	750	-	-
502-3157-412.39-08	Contracted Services	3,000	2,000	2,876	1,441	2,025
	<b>Subtotal</b>	<b>563,544</b>	<b>1,191,150</b>	<b>1,921,430</b>	<b>1,430,671</b>	<b>628,577</b>
<b>Commodities</b>						
502-3157-412.41-01	Postage	100	-	-	-	176
502-3157-412.41-02	Office Supplies	-	100	44	98	-
502-3157-412.42-02	Electricity	40,000	40,000	35,282	25,728	26,686
502-3157-412.45-01	Building Supplies	100	100	50	-	66
502-3157-412.45-02	Custodial Supplies	750	300	518	-	264
502-3157-412.45-03	Equip Consumable	900	900	408	463	246
502-3157-412.45-04	Equip Replace Parts	15,000	15,000	14,970	9,414	4,040
502-3157-412.45-05	Small Tools/ Equip.	4,000	4,000	2,614	3,276	5,696
502-3157-412.46-01	Concrete	50,000	50,000	42,219	36,598	25,685
502-3157-412.46-02	Asphalt	1,000	1,000	-	-	-
502-3157-412.46-03	Sand, Stone & Gravel	15,000	15,000	11,914	11,569	6,521
502-3157-412.46-07	Barricades	10,000	5,000	6,781	-	-
502-3157-412.46-08	Paint	100	100	15	-	16
502-3157-412.46-09	Pipe	3,500	3,500	4,645	6,946	6,995
502-3157-412.46-10	Lumber	1,000	1,000	1,060	966	462
502-3157-412.46-11	Other	25,000	25,000	26,897	31,567	20,159

**FUND 502 SEWER FUND  
UTILITIES DEPARTMENT**

**SEWER MAINTENANCE & COLLECTION  
DETAIL**

ACCOUNT NUMBER	ACCOUNT DESCRIPTION	2023/2024 PROPOSED BUDGET	2022/2023 REVISED BUDGET	2022/2023 PROJECTED ACTUAL	2021/2022 YTD ACTUAL	2020/2021 YTD ACTUAL
502-3157-412.46-12	Gasoline/Diesel	300	150	225	90	269
502-3157-412.47-01	Clothing/Uniforms	750	600	1,209	1,297	557
502-3157-412.47-02	Safety Equipment	2,000	3,500	1,324	400	3,201
	<b>Subtotal</b>	<b>169,500</b>	<b>165,250</b>	<b>150,175</b>	<b>128,412</b>	<b>101,039</b>
<b>Capital Outlay</b>						
502-3157-412.52-03	Improv other than Bldgs	3,815,000	4,887,800	2,014,998	4,418,519	2,989,910
502-3157-412.52-05	Mach & Equip	125,500	270,000	125,500	96,256	-
502-3157-412.52-06	Vehicles	212,342	-	172,342	-	-
502-3157-412.52-08	Controllable	15,000	15,000	2,122	10,642	14,815
502-3157-412.53-03	Infrastructure	-	-	-	-	-
	<b>Subtotal</b>	<b>4,167,842</b>	<b>5,172,800</b>	<b>2,314,962</b>	<b>4,525,417</b>	<b>3,004,725</b>
<b>Miscellaneous</b>						
502-3157-412.61-04	Other	-	-	-	-	20,263
		-	-	-	-	20,263
	<b>Totals</b>	<b>5,637,312</b>	<b>7,081,723</b>	<b>4,894,775</b>	<b>6,610,189</b>	<b>4,478,601</b>

**FUND 502 SEWER FUND  
UTILITIES DEPARTMENT**

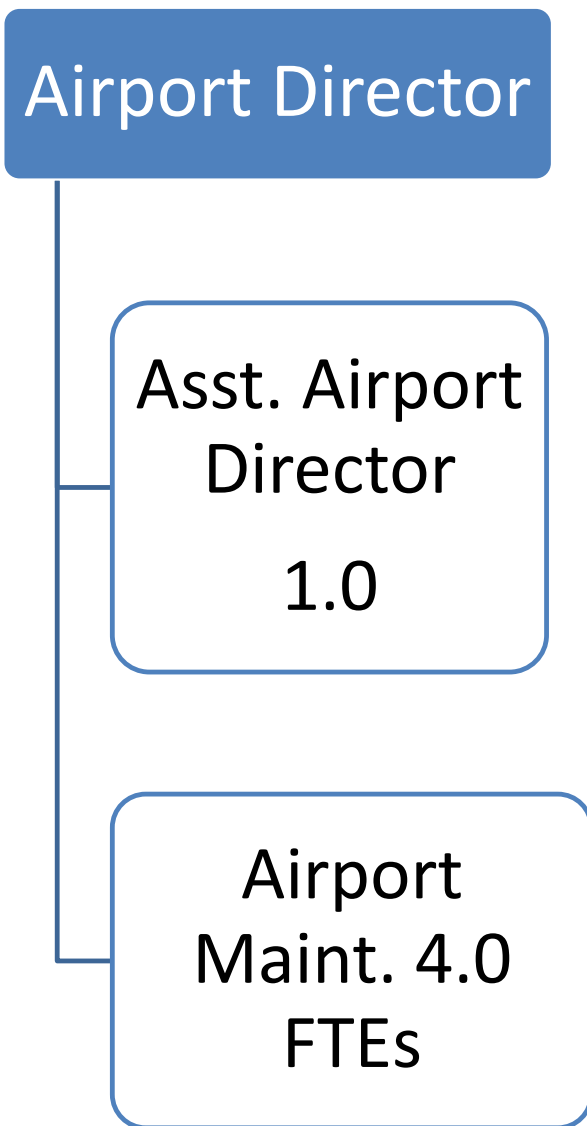
**PRETREATMENT  
DETAIL**

ACCOUNT NUMBER	ACCOUNT DESCRIPTION	2023/2024 PROPOSED BUDGET	2022/2023 REVISED BUDGET	2022/2023 PROJECTED ACTUAL	2021/2022 YTD ACTUAL	2020/2021 YTD ACTUAL
<b>Salaries &amp; Benefits</b>						
502-3321-412.11-01	Regular Salary/Wages	12,084	11,644	14,089	14,373	9,390
502-3321-412.11-02	Overtime	0	0	0	0	0
502-3321-412.11-03	Sick Pay	554	462	0	0	0
502-3321-412.11-04	Holiday Pay	754	718	654	0	0
502-3321-412.11-15	Vacation	616	513	262	0	0
502-3321-412.21-01	Group Insurance	5,580	5,522	5,610	6,181	3,230
502-3321-412.21-03	Board Paid Life Ins.	19	23	23	26	13
502-3321-412.22-01	Social Security	868	827	791	738	502
502-3321-412.22-02	Medicare	203	193	185	173	118
502-3321-412.23-01	IMRF	560	824	858	1,138	982
	<b>Subtotal</b>	<b>21,238</b>	<b>20,726</b>	<b>22,472</b>	<b>22,629</b>	<b>14,235</b>
<b>Contractual Services</b>						
502-3321-412.31-05	Other	70,000	72,000	61,202	73,301	53,637
502-3321-412.35-02	Machinery & Equip	0	5,900	5,865	0	0
502-3321-412.38-01	MICA	74,872	66,850	66,850	73,068	73,068
502-3321-412.39-04	Travel	500	500	0	0	0
502-3321-412.39-05	Mileage Reimb	500	500	0	0	0
502-3321-412.39-07	Regist,Schools,Meetings	250	250	-	-	-
	<b>Subtotal</b>	<b>146,122</b>	<b>146,000</b>	<b>133,917</b>	<b>146,369</b>	<b>126,705</b>
<b>Capital Outlay</b>						
502-3321-412.52-08	<b>Controllable</b>	<b>0</b>	<b>15,000</b>	<b>12,542</b>	<b>0</b>	<b>0</b>
	<b>Totals</b>	<b>167,360</b>	<b>181,726</b>	<b>168,931</b>	<b>168,998</b>	<b>140,940</b>

**FUND 502 SEWER FUND  
UTILITIES DEPARTMENT**

**WASTE WATER TREATMENT  
DETAIL**

ACCOUNT NUMBER	ACCOUNT DESCRIPTION	2023/2024 PROPOSED BUDGET	2022/2023 REVISED BUDGET	2022/2023 PROJECTED ACTUAL	2021/2022 YTD ACTUAL	2020/2021 YTD ACTUAL
<b>Contractual Services</b>						
502-3322-412.31-04	Eng/Architectural	250,000	250,000	150,000	-25,000	0
502-3322-412.31-05	Other	1,100,000	985,000	977,362	927,418	819,094
502-3322-412.34-01	Disposal	50,000	37,200	33,608	83,053	8,460
502-3322-412.35-01	Buildings	20,000	20,000	4,415	14,919	6,025
502-3322-412.35-02	R&M-Mach & Equip	42,000	200,000	28,064	131,000	86,096
502-3322-412.35-05	Other	0	0	0	0	0
502-3322-412.36-01	Fleet Maintenance	15,000	7,750	9,754	461	674
502-3322-412.36-03	Equipment & Vehicle	75,000	66,000	56,620	19,265	9,341
502-3322-412.38-01	MICA	99,663	88,985	88,985	97,281	97,281
502-3322-412.38-05	Boiler & Machinery Ins	100,000	202,000	215,666	125,305	100,000
502-3322-412.39-01	Communications	3,500	3,500	3,112	1,183	3,393
502-3322-412.39-02	Advertising/Publishing	1,000	1,000	620	572	1,216
502-3322-412.39-07	Regist,Schools,Meetings	0	0	0	1,230	0
502-3322-412.39-08	Contracted Services	800,000	1,210,000	859,160	134,912	189,443
	<b>Subtotal</b>	<b>2,556,163</b>	<b>3,071,435</b>	<b>2,427,366</b>	<b>1,511,599</b>	<b>1,321,023</b>
<b>Commodities</b>						
502-3322-412.42-01	Natural Gas	15,000	15,000	7,225	6,123	12,546
502-3322-412.42-02	Electricity	400,000	500,000	397,420	254,777	288,250
502-3322-412.45-01	Building Supplies	2,500	2,000	1,991	760	149
502-3322-412.45-02	Custondial Supplies	3,000	3,000	0	628	180
502-3322-412.45-04	Equip Replace Parts	7,500	7,500	5,497	19,668	1,160
502-3322-412.46-05	Chemicals	35,000	20,000	31,719	7,629	5,200
502-3322-412.46-11	Other	40,000	40,000	26,201	34,557	30,536
502-3322-412.46-12	Gasoline/Diesel	20,000	20,000	11,863	20,009	39,514
502-3322-412.46-14	Laboratory	1,000	1,000	0	0	0
502-3322-412.47-02	Safety Equipment	500	500	0	0	0
	<b>Subtotal</b>	<b>524,500</b>	<b>609,000</b>	<b>481,916</b>	<b>344,151</b>	<b>377,535</b>
<b>Capital Outlay</b>						
502-3322-412.52-02	Buildings	0	0	0	0	0
502-3322-412.52-03	Improv other than bldg	0	0	0	0	0
502-3322-412.52-05	Mach & Equip	0	0	8,708	0	0
502-3322-412.52-08	Controllable	0	10,000	350	4,987	0
	<b>Subtotal</b>	<b>0</b>	<b>10,000</b>	<b>9,058</b>	<b>4,987</b>	<b>0</b>
<b>Miscellaneous</b>						
502-3322-412.61-01	Dues	72,500	72,500	72,500	72,500	72,500
502-3322-412.61-04	Other	1,000	2,500	0	0	2,500
	<b>Subtotal</b>	<b>73,500</b>	<b>75,000</b>	<b>72,500</b>	<b>72,500</b>	<b>75,000</b>
	<b>Totals</b>	<b>3,154,163</b>	<b>3,765,435</b>	<b>2,990,840</b>	<b>1,933,237</b>	<b>1,773,558</b>



**PURPOSE**

The Quincy Regional Airport-Baldwin Field is owned and operated by the City of Quincy. The airport provides a safe and secure environment for aircraft operators who serve private, corporate, and commercial travelers. The airfield is a public asset open to users 24 hours a day 365 days a year.

The purpose of this fund is to develop and maintain airport facilities and infrastructure in accordance with federal standards. The airport has a 24.7 million dollar economic impact on the region by serving the public and private sectors of air travel. Quincy is an Essential Air Service Community served by Southern Airways Express, and subsidies allow daily air service to and from Chicago O'Hare International Airport and St. Louis-Lambert International Airport.

The airport sits on a 1,100 acre parcel of land and includes over 20 structures, two runway surfaces, an interconnecting taxiway and

**GOALS/OBJECTIVES**

- Provide a safe and secure environment for aircraft operations
- Meet and exceed FAA 14 CFR Part 139 requirements and TSA 49 CFR 1542 regulations
- Support the commercial airline in an effort to ensure safe and timely air service to the community.
- Provide a comfortable travel experience for airport users flying to and from Quincy.
- Promote continued development by supporting the variety of tenants who do business at the airport.
- Explore additional revenue channels to decrease the general fund subsidy.

**Projects for FY 2024:**

- Complete Phase 3 construction phase of the four year, nearly \$40 million project
- Complete final items from Phase 1 and 2, and make final payments for those
- Plan, design, bid, and secure funding for phase 4 of the runway project
- Plan, design, and secure funding for airport terminal repairs and expansions
- Purchase snow removal attachments for the new wheel loader
- Purchase a new plow truck to replace aging equipment

**PAST FISCAL YEAR HIGHLIGHTS**

- Certified the new Aircraft Rescue and Fire Fighting truck.
- Selection of Southern Airways Express as our essential air service provider for the next four years.
- We claimed over \$700,000 in Covid relief funds.
- Brought Solar project online, decreasing commercial energy use to the terminal, the largest electric user on the airport, by 24%

**BUDGET SUMMARY**

Phase 1 and 2 of the Runway Project are both nearly complete. The final items will be completed as soon as weather permits, and final payments made, closing these projects out. The totals in 53-09 reflect this, as well as payment for Phase 3 of the project.

Operation costs have decreased due to consistent management of resources and funding. Under Capital Outlay 52-05, we are planning replacement of our 1988 Ford plow truck. This truck is increasingly difficult to maintain, and we require reliable equipment so we can meet operational needs.

The budget reflects the continued commitment of the City of Quincy to providing a safe and secure environment for air travel, while simultaneously investing in an essential economic engine of the region. The requested General Fund subsidy is less than half the total received in 2023, and our goal is to continue that trend. This represents the Airport's goal of becoming fiscally independent by Year 2027.

<u>Active Projects</u>	<u>Total Approved</u>	<u>FY 24 Rev</u>	<u>FY 24 Exp</u>	<u>City Match</u>
UIN4754 Reconstruct Rnway 4/22	445,069	41,803	44,004	2,200
UIN 4834 Phase 1 Rnwy 4/22 Construction	8,278,901	2,703,825	2,846,131	142,307
UIN4899 Runway 04/22 Phase 2 Design	724,780	161,196	161,196	0
UIN 4909 Reconstruct Rnway 4/22 Ph2	8,470,878	1,923,152	1,923,152	0
UIN 4953 Reconstruct Rnway 4/22 Ph3	5,184,451	5,052,442	5,181,991	129,550
	<b>23,104,079</b>	<b>9,882,418</b>	<b>10,156,474</b>	<b>274,057</b>

<b>REVENUE SUMMARY</b>					
ACCOUNT NUMBER	2023/2024	% Change	2022/2023	2022/2023	2021/2022
	PROPOSED BUDGET		REVISED BUDGET	PROJECTED ACTUAL	YTD ACTUAL
Taxes	20,000		-	504	-
Other Income	154,500	28.64%	120,100	203,062	226,097
Charges for Services	-		-	-	-
Rent & Other Income	84,248	-48.95%	165,041	128,375	119,996
Grants	10,582,415	-43.61%	18,765,654	7,128,852	1,574,233
Transfers In	911,918	-44.76%	1,650,905	1,453,279	450,500
<b>Total</b>	<b>11,753,081</b>	<b>-43.23%</b>	<b>20,701,700</b>	<b>8,914,072</b>	<b>2,370,826</b>

<b>EXPENSE SUMMARY</b>					
ACCOUNT DESCRIPTION	2023/2024	% Change	2022/2023	2022/2023	2021/2022
	PROPOSED BUDGET		REVISED BUDGET	PROJECTED ACTUAL	YTD ACTUAL
Salaries & Benefits	547,171	3.44%	528,974	426,560	461,664
Contractual Services	356,321	-5.91%	378,692	367,577	247,901
Commodities	152,370	-20.88%	192,588	221,219	201,275
Capital Outlay	10,362,472	-47.77%	19,839,627	11,116,054	1,510,383
Miscellaneous	334,747	19.25%	280,721	119,067	103,391
<b>Totals</b>	<b>11,753,081</b>	<b>-44.61%</b>	<b>21,220,602</b>	<b>12,250,477</b>	<b>2,524,614</b>

Totals by Division

4310 Administration	287,272	3.53%	277,488	199,440	227,124
4313 Maintenance	349,899	2.46%	341,486	316,786	322,536
4314 Operations	11,090,310	-46.12%	20,582,040	11,714,188	1,955,479
4315 Fire Protection	25,600	30.69%	19,588	20,063	19,475
<b>Totals</b>	<b>11,753,081</b>	<b>-44.61%</b>	<b>21,220,602</b>	<b>12,250,477</b>	<b>2,524,614</b>

**STAFFING**

	FY 2024 PROPOSED	FY 2023 Budget	FY 2022 Budget	FY 2021 Budget
Authorized Full Time Positions	6	6	6	5

The proposed budget includes the following staff:

Position	Full Time Equivalents (FTE)
Airport Manager	1.00
Airport Asst. Manager	1.00
Airport Maintenance Technician	4.00
<b>Total</b>	<b>6.00</b>

**FUND 511 AIRPORT FUND**

**REVENUE  
DETAIL**

ACCOUNT NUMBER	ACCOUNT DESCRIPTION	2023/2024 PROPOSED BUDGET	2022/2023 REVISED BUDGET	2022/2023 PROJECTED ACTUAL	2021/2022 YTD ACTUAL	2020/2021 YTD ACTUAL
<b>Revenues</b>						
511-0000-314.02-11	Aviation Fuel Tax	20,000	-	504	-	2,147
511-0000-331.01-01	Deposit Accounts	500	500	3,548	356	592
511-0000-343.03-00	Solar Field	14,000	0	3,015	0	0
511-0000-350.00-00	Sale of Property	0	0	6,325	298	4,700
511-0000-373.01-00	Farm Income	100,000	75,000	143,886	170,150	116,600
511-0000-373.02-00	Fuel Flowage Fees	35,000	35,000	39,894	46,344	22,766
511-0000-373.03-00	Landing Fees	5,000	9,600	6,394	8,949	9,947
511-0000-373.04-00	Use of Equip/Facilities	0	0	0	0	0
511-0000-373.05-01	Rnts/Leases-Business f	0	0	0	0	0
511-0000-373.05-02	Rnts/Lease-Airline	22,248	25,248	23,048	22,848	22,848
511-0000-373.05-03	Rnts/Lease-FBO	21,000	20,829	21,312	21,660	-1,633
511-0000-373.05-04	Rnts/Lease-Tiedowns	0	0	0	0	0
511-0000-373.05-05	Rnts/Lease-Cargo & Hang	0	79,083	31,717	29,870	22,327
511-0000-373.05-06	Rnts/Lease-Terminal	32,000	28,821	26,127	24,650	27,803
511-0000-373.05-07	Rnts/Lease-Frm House	0	0	0	0	0
511-0000-373.05-08	Rnts/Lease-Rest	8,400	8,400	9,300	8,400	4,900
511-0000-373.05-09	Rnts/Lease-Parking	0	0	0	0	0
511-0000-373.05-10	Rnts/Lease-AARF Bldg	0	0	0	0	0
511-0000-373.06-00	Trash Disposal Fees	0	0	825	900	900
511-0000-373.07-00	Other	0	1,500	8,981	4,457	1,676
511-0000-373.08-00	Concessions	0	0	0	0	0
511-0000-373.09-00	Utility Fees	0	660	4,238	4,400	4,708
511-0000-373.10-00	Vending	600	500	827	811	318
511-0000-373.11-00	Sale of Property	0	0	2,000	2,000	0
511-0000-373.12-00	Special Permit Fees	0	0	0	0	0
511-0000-381.03-05	CARES grant	0	390,000	680,238	865,349	626,472
511-0000-381.03-07	ARPA	700,000	0	76,641	0	0
511-0000-382.02-03	State Gov-Dept.of Trans	9,882,415	18,375,654	6,371,973	708,884	668,812
511-0000-391.01-01	From General Fund	911,918	1,650,905	1,453,279	150,500	36,217
511-0000-391.01-15	From Capital Proj Fund	0	0	0	300,000	80,000
511-0000-391.01-31	From Airprt HangrFund	0	0	0	0	0
511-0000-392.03-00	Loan Proceeds	0	0	0	0	0
<b>Totals</b>		<b>11,753,081</b>	<b>20,701,700</b>	<b>8,914,072</b>	<b>2,370,826</b>	<b>1,652,100</b>



**FUND 511 AIRPORT FUND**

**AIRPORT-ADMINISTRATION  
DETAIL**

ACCOUNT NUMBER	ACCOUNT DESCRIPTION	2023/2024 PROPOSED BUDGET	2022/2023 REVISED BUDGET	2022/2023 PROJECTED ACTUAL	2021/2022 YTD ACTUAL	2020/2021 YTD ACTUAL
<b>Salaries &amp; Wages</b>						
511-4310-413.11-01	Regular Salary/Wages	142,183	131,585	81,770	97,334	68,916
511-4310-413.11-02	Overtime	0	0	0		446
511-4310-413.11-03	Sick Pay	0	0	309	1701	2518
511-4310-413.11-04	Holiday Pay	7,011	7,806	5,106	5,329	4,158
511-4310-413.11-15	Vacation Pay	5,008	5,576	2,221	2,660	2,885
511-4310-413.11-17	Sick Pay Buy Back	0	0	822	822	0
511-4310-413.12-01	Regular Salary/Wages	0	0	3,230	3,230	22,144
511-4310-413.21-01	Group Insurance	25,671	22,089	3,751	9,722	13,017
511-4310-413.21-03	Board Paid Life Ins.	194	183	132	168	79
511-4310-413.22-01	Social Security	9,909	8,988	5,753	6,848	6,221
511-4310-413.22-02	Medicare	1,888	2,102	1,346	1,602	1,455
511-4310-413.22-03	Unemployment Comp	200	200	200	200	200
511-4310-413.23-01	IMRF	5,208	8,959	5,134	9,512	10,633
	<b>Subtotals</b>	<b>197,272</b>	<b>187,488</b>	<b>109,774</b>	<b>139,128</b>	<b>132,672</b>
<b>Miscellaneous</b>						
511-4310-413.65-01	Admin Cost Share	90,000	90,000	89,666	87,996	84,000
	<b>Subtotals</b>	<b>90,000</b>	<b>90,000</b>	<b>89,666</b>	<b>87,996</b>	<b>84,000</b>
	<b>Totals</b>	<b>287,272</b>	<b>277,488</b>	<b>199,440</b>	<b>227,124</b>	<b>216,672</b>

**FUND 511 AIRPORT FUND**

**MAINTENANCE/OPERATIONS  
DETAIL**

ACCOUNT NUMBER	ACCOUNT DESCRIPTION	2023/2024 PROPOSED BUDGET	2022/2023 REVISED BUDGET	2022/2023 PROJECTED ACTUAL	2021/2022 YTD ACTUAL	2020/2021 YTD ACTUAL
<b>Salaries &amp; Benefits</b>						
511-4313-413.11-01	Regular Salary/Wages	192,993	187,633	182,893	182,457	170,599
511-4313-413.11-02	Overtime	29,460	29,460	14,538	19,755	30,908
511-4313-413.11-03	Sick Pay	3,644	3,538	3,564	3,390	3,755
511-4313-413.11-04	Holiday Pay	11,338	11,006	9,249	3,847	5,056
511-4313-413.11-15	Vacation Pay	12,147	11,792	13,385	10,716	14,308
511-4313-413.11-17	Sick Pay Buy Back	4,859	4,717	4,324	4,653	3,627
511-4313-413.11-18	Vac Pay Buy Back	0	0	0	4,866	0
511-4313-413.11-23	Firearms Allow/Wildlf	0	0	0	0	0
511-4313-413.21-01	Group Insurance	65,028	58,257	58,685	56,305	74,823
511-4313-413.21-03	Board Paid Life Ins	388	365	369	360	280
511-4313-413.22-01	Social Security	15,775	15,385	13,376	13,460	12,974
511-4313-413.22-02	Medicare	3,689	3,598	3,128	3,148	3,034
511-4313-413.22-03	Unemployment Comp	400	400	400	400	500
511-4313-413.23-01	IMRF	10,178	15,335	12,875	19,179	23,957
511-4313-413.24-03	CDL Reimbursements	0	0	0		60
	<b>Totals</b>	<b>349,899</b>	<b>341,486</b>	<b>316,786</b>	<b>322,536</b>	<b>343,881</b>

FUND 511 AIRPORT FUND

OPERATIONS  
DETAIL

ACCOUNT NUMBER	ACCOUNT DESCRIPTION	2023/2024	2022/2023	2022/2023	2021/2022	2020/2021
		PROPOSED BUDGET	REVISED BUDGET	PROJECTED ACTUAL	YTD ACTUAL	YTD ACTUAL
<b>Contractual Services</b>						
511-4314-413.31-01	Audit	1,950	1,500	1,500	1,500	1,475
511-4314-413.31-04	Eng/Architectural	9,000	11,000	9,291	3,500	11,691
511-4314-413.31-05	Other	0	0	1,313	2,350	2,535
511-4314-413.33-01	Water/Sewerage	1,500	1,500	1,444	1,417	1,523
511-4314-413.34-01	Disposal	3,000	5,655	6,150	2,731	1,478
511-4314-413.34-03	Custodial	0	0	0	0	0
511-4314-413.34-05	Uniforms	0	0	0	0	0
511-4314-413.34-06	Linens mats,uniforms	1,750	1,750	1,851	1,823	1,499
511-4314-413.35-01	R&M-Building	24,000	17,000	19,344	15,778	13,495
511-4314-413.35-02	R&M-Mach & Equip	7,000	11,400	8,465	5,902	4,839
511-4314-413.35-03	R&M-Office Furn,Equip	0	1,775	0	0	468
511-4314-413.35-05	Repair & Maint -Other	1,000	2,500	2,663	12,231	1,027
511-4314-413.35-06	R&M-Other	33,607	34,880	33,737	130	0
511-4314-413.35-08	R&M-Restaurant	2,000	1,000	3,868	2,187	806
511-4314-413.36-01	Fleet Maintenance	50,000	61,000	65,032	43,787	43,242
511-4314-413.36-03	Vehicle Rental	1,000	1,000	789	727	2,117
511-4314-413.36-05	Vehicle Replacement	16,800	16,500	16,113	16,113	11,428
511-4314-413.38-01	MICA	113,014	100,905	100,905	75,375	75,375
511-4314-413.38-06	Airport Liability	20,000	20,127	20,123	22,038	15,994
511-4314-413.39-01	Communications	23,700	23,700	19,821	3,547	3,316
511-4314-413.39-02	Advertising/Publishing	3,000	5,000	188	3,183	1,179
511-4314-413.39-03	Printing & Binding	0	0	0	245	0
511-4314-413.39-04	Travel	2,000	5,000	6,104	3,038	386
511-4314-413.39-05	Mileage Reimb	0	500	0	0	0
511-4314-413.39-07	Regist, Schools, Mtgs	1,000	5,000	1,178	1,500	6,015
511-4314-413.39-08	Contracted Services	16,000	31,000	28,698	9,799	7,599
	<b>Subtotals</b>	<b>331,321</b>	<b>359,692</b>	<b>348,577</b>	<b>228,901</b>	<b>207,487</b>
<b>Supplies</b>						
511-4314-413.41-01	Postage	20	100	30	39	61
511-4314-413.41-02	Office Supplies	500	500	451	518	393
511-4314-413.42-01	Natural Gas	21,000	24,500	17,899	16,841	14,024
511-4314-413.42-02	Electricity	75,000	102,000	92,834	98,470	97,009
511-4314-413.45-01	Building Supplies	5,700	5,000	5,855	5,920	5,662
511-4314-413.45-02	Custodial Supplies	2,500	2,500	2,940	2,492	1,302
511-4314-413.45-03	EquipConsumable	6,450	7,500	6,783	640	639
511-4314-413.45-04	Equip Replace Parts	7,000	8,000	7,632	6,890	3,881
511-4314-413.45-05	Small Tools/ Equip	1,500	1,500	4,039	2,404	3,147
511-4314-413.46-01	Concrete	500	2,500	319	12	153
511-4314-413.46-03	Sand, Stone & Gravel	600	1,500	2,106	3,543	0
511-4314-413.46-04	Salt & Cinders	500	500	310	326	420
511-4314-413.46-05	Chemicals	2,500	5,000	5,032	1,312	2,121
511-4314-413.46-06	Signs & Posts	500	3,900	1,942	3,151	2,010
511-4314-413.46-08	Paint	2,000	3,500	534	47	1,947
511-4314-413.46-11	Other	3,000	3,000	46,682	39,314	2,637
511-4314-413.46-12	Gasoline/Diesel	22,000	20,000	24,547	18,420	10,999
511-4314-413.47-01	Clothing/Uniforms	250	250	194	413	556
511-4314-413.47-02	Safety Equipment	250	250	27	48	260
	<b>Subtotals</b>	<b>151,770</b>	<b>192,000</b>	<b>220,156</b>	<b>200,800</b>	<b>147,221</b>

FUND 511 AIRPORT FUND

OPERATIONS  
DETAIL

ACCOUNT NUMBER	ACCOUNT DESCRIPTION	2023/2024	2022/2023	2022/2023	2021/2022	2020/2021
		PROPOSED BUDGET	REVISED BUDGET	PROJECTED ACTUAL	YTD ACTUAL	YTD ACTUAL
<b>Capital Outlay</b>						
511-4314-413.52-02	Buildings	0	16,900	0	0	0
511-4314-413.52-03	Improv other than Bldg	0	1,213,582	1,213,582	0	0
511-4314-413.52-04	Office Equipment	3,000	3,000	0	0	
511-4314-413.52-05	Mach & Equip	0	50,000	32,013	236,503	35,732
511-4314-413.52-06	Vehicles	200,000	53,145	0	725,822	0
511-4314-413.52-08	Controllable	3,000	3,000	19,014	19,649	748
511-4314-413.53-09	Infrastructure-Other	10,156,472	18,000,000	9,600,770	528,409	643,728
511-4314-413.54-21	Matching Funds	0	500,000	250,675	0	0
	<b>Subtotals</b>	<b>10,362,472</b>	<b>19,839,627</b>	<b>11,116,054</b>	<b>1,510,383</b>	<b>680,208</b>
<b>Miscellaneous</b>						
511-4314-413.61-01	Dues	2,000	2,725	1,675	1,700	1,460
511-4314-413.61-02	Taxes	13,600	12,405	12,473	11,122	10,232
511-4314-413.61-04	Other	3,000	11,800	12,773	2,573	1,405
511-4314-413.61-08	Bad Debt Expense	0	0	0	0	0
511-4314-413.72-00	Loan/Lease Payments	226,147	163,791	2,480	0	
	<b>Subtotals</b>	<b>244,747</b>	<b>190,721</b>	<b>29,401</b>	<b>15,395</b>	<b>13,097</b>
Transfers						
511-1801-491.62-42	Trnsfr to Hangar Fund	0	0	0	0	0
	<b>Totals</b>	<b>11,090,310</b>	<b>20,582,040</b>	<b>11,714,188</b>	<b>1,955,479</b>	<b>1,048,013</b>

FUND 511 AIRPORT FUND

FIRE PROTECTION SERVICES  
SUMMARY

ACCOUNT NUMBER	ACCOUNT DESCRIPTION	2023/2024	2022/2023	2022/2023	2021/2022	2020/2021
		PROPOSED BUDGET	REVISED BUDGET	PROJECTED ACTUAL	YTD ACTUAL	YTD ACTUAL
<b>Salaries &amp; Benefits</b>						
511-4315-413.11-01	Regular Salary/Wages	0	0	0	0	0
511-4315-413.11-02	Overtime	0	0	0	0	0
	<b>Subtotal</b>	<b>0</b>	<b>0</b>	<b>0</b>	<b>0</b>	<b>0</b>
<b>Contractual Services</b>						
511-4315-413.39-04	Travel	0	0	0	0	0
511-4315-413.39-07	Regist, Schools, Mtgs	25,000	19,000	19,000	19,000	19,000
511-4315-413.39-08	Other Contracted Svcs	0	0	0	0	0
	<b>Subtotal</b>	<b>25,000</b>	<b>19,000</b>	<b>19,000</b>	<b>19,000</b>	<b>19,000</b>
<b>Commodities</b>						
511-4315-413.47-01	Clothing/Uniforms	0	0	0	0	0
511-4315-413.47-02	Safety Equipment	0	0	0	0	
511-4315-413.47-03	Training Supplies	600	588	1,063	475	0
	<b>Subtotal</b>	<b>600</b>	<b>588</b>	<b>1,063</b>	<b>475</b>	<b>0</b>
	<b>Totals</b>	<b>25,600</b>	<b>19,588</b>	<b>20,063</b>	<b>19,475</b>	<b>19,000</b>

**PURPOSE**

The Passenger Facility Charge Fund (PFC) collects a charge of \$4.50 per passenger travelling through Quincy Regional Airport. The charge is federally regulated and all projects using PFC funds must be approved and audited by the FAA.

**GOAL/OBJECTIVES**

- Provide a safe, secure and comfortable experience for airline passengers.
- Maintain and upgrade aging passenger facilities.

**PAST YEAR HIGHLIGHTS**

Projects for FY2024

- Study and overhaul of airports HVAC system
- Offset capital expenses by paying the interest on the local debt service on runway improvements
- Replace terminal roof

**BUDGET SUMMARY**

Revenues have been projected to increase as air travel recovers from the Covid-19 pandemic. Expenditures include the replacement of the terminal HVAC system and HVAC efficiency study, terminal roof repair, and interest payments on the local share of the airport’s debt service associated with the runway improvement.

ACCOUNT NUMBER	ACCOUNT DESCRIPTION	2023/2024 PROPOSED BUDGET	2022/2023 REVISED BUDGET	2022/2023 PROJECTED ACTUAL	2021/2022 YTD ACTUAL	2020/2021 YTD ACTUAL
<b>Revenues</b>						
512-0000-314.03-01	Airport PFC Charge	15,000	45,000	20,862	32,225	16,446
512-0000-331.01-01	Deposit Accounts	500	500	2,675	926	2,205
	<b>Totals</b>	<b>15,500</b>	<b>45,500</b>	<b>23,537</b>	<b>33,151</b>	<b>18,651</b>
<b>Expenses</b>						
<b>Contractual Services</b>						
512-4310-413.31-04	Engineer/Architectural	50,000	61,000	60,967	15,144	-
512-4310-413.31-05	Other	-	-	-	-	-
	<b>Subtotal</b>	<b>50,000</b>	<b>61,000</b>	<b>60,967</b>	<b>15,144</b>	<b>-</b>
<b>Capital Outlay</b>						
512-4310-413.52-02	Buildings	145,395	259,000	-	-	-
	<b>Subtotal</b>	<b>145,395</b>	<b>259,000</b>	<b>-</b>	<b>-</b>	<b>-</b>
<b>Debt Service</b>						
512-4310-413.72-00	Loan/Lease Payments	20,105	22,574	22,572	25,052	4,302
		20,105	22,574	22,572	25,052	4,302
	<b>Totals</b>	<b>215,500</b>	<b>342,574</b>	<b>83,539</b>	<b>40,196</b>	<b>4,302</b>

**FUND 513 AIRPORT HANGAR FUND**

**SUMMARY**

The purpose of the Airport Hangar Fund is to ensure the ability to develop and support general aviation at the Quincy Regional Airport. Revenues are made up of current hangar lease payments and interest. The fund provides the ongoing maintenance of existing hangar facilities and an investment in the development of future hangar facilities.

**Goals and Objectives**

- Maintain general aviation facilities
- Retain the capital to ensure the development of future t-hangar buildings.
- Build infrastructure for corporate facility located in the Enterprise Zone.
- Secure state funding for building and repair of new and existing infrastructure.

**Projects for FY 2024:**

- Completion of new Knapheide hangar pavements
- Design/construct new T-Hangar

**Past Fiscal Year Highlights**

- Repaint the fixed-base operator hangar.

**BUDGET SUMMARY**

Expenditures include repairs to existing hangar aprons, building of new infrastructure for general aviation hangar development, the construction of a new t-hangar building and connecting taxiway, and county taxes. Rental revenues have increased due to reorganization of rental income among airport funds as well as an increase in the consumer price index. In addition, hangar fees from Fund 511 are now consolidated into this fund. Grant revenue from the Rebuild Illinois program (513 02-03) include both the Knapheide Hangar pavement and the T-Hangar project. The cost of the Knapheide work increased, requiring an additional \$128,412 be allocated.

Active Projects	Description	Total Project	FY 24 Rev	FY 24 Exp	City Match	Status
UIN 5025	Aircraft Apron/Roadway		3,150,000	4,227,474	1,077,474	Starts May 2023
UIN 5026	T-Hangar		2,160,000	2,400,000	240,000	in design
			5,310,000	6,627,474	1,317,474	

ACCOUNT NUMBER	ACCOUNT DESCRIPTION	2023/2024 PROPOSED BUDGET	2022/2023 REVISED BUDGET	2022/2023 PROJECTED ACTUAL	2021/2022 YTD ACTUAL	2020/2021 YTD ACTUAL
<b>Revenues</b>						
513-0000-331.01-01	Deposit Accounts	4,200	5,000	8,149	2,405	4,982
513-0000-341.02-00	Airport Hangar Rent	140,000	61,703	104,197	101,242	88,722
513-0000-382-02-02	Rebuild Illinois Grant	5,310,000	5310000	0	0	0
513-0000-391.01-01	General Fund	455,000	455,000	0		
	<b>Totals</b>	<b>5,909,200</b>	<b>5,831,703</b>	<b>112,346</b>	<b>103,647</b>	<b>93,704</b>
<b>Expenses</b>						
<b>Contractual Services</b>						
513-4310-413.35-01	Buildings	0	48,500	48,500		358
513-4310-413.35-05	Other	0	0	0		3,183
	<b>Subtotal</b>	<b>0</b>	<b>48,500</b>	<b>48,500</b>	<b>0</b>	<b>3,541</b>
<b>Capital Outlay</b>						
513-4310-413.53-09	Other	6,795,181	6,306,500	548,170	0	0
	<b>Subtotal</b>	<b>6,795,181</b>	<b>6,306,500</b>	<b>548,170</b>	<b>0</b>	<b>0</b>
<b>Miscellaneous</b>						
513-4310-413.61-02	Taxes	7,500	7,500	7,041	6,810	6,634
	<b>Subtotal</b>	<b>7,500</b>	<b>7,500</b>	<b>7,041</b>	<b>6,810</b>	<b>6,634</b>
	<b>Totals</b>	<b>6,802,681</b>	<b>6,362,500</b>	<b>603,711</b>	<b>6,810</b>	<b>10,175</b>

**PURPOSE**

The Quincy Regional Barge Dock is owned by the City of Quincy and has been operated by the City since May of 2000. The fund generates revenue based on charges per ton for all barges unloaded at the City dock. The Department of Utilities & Engineering oversees Barge Dock operations.

**GOALS/OBJECTIVES**

The Engineering Department has set the following goals for the upcoming fiscal year:  
 --Increase revenues by attracting additional dock clients.

**PAST FISCAL YEAR HIGHLIGHTS**

Completed the \$4.4 million project to repair the sheet piling wall and elevating the platform and access road to allow the dock to operate during flood conditions until the Corp of Engineers closes the lock and dam system on the Mississippi River.

**BUDGET SUMMARY**

Operational budget is returned to levels prior to the repair and elevation project. Barge Dock will assume debt repay of \$46,800 per year.

**REVENUE SUMMARY**

ACCOUNT NUMBER	2023/2024	% Change	2022/2023	2022/2023	2021/2022
	PROPOSED BUDGET		REVISED BUDGET	PROJECTED ACTUAL	YTD ACTUAL
Other Income	2,000	-33.33%	3,000	6,680	1,435
Charges for Services	380,000	19.87%	317,000	365,413	376,960
Grants	743,000	0.00%	1,193,000	450,000	-
Loan Proceeds/Transfers In	-		2,840,000	2,340,000	-
<b>Total</b>	<b>1,125,000</b>	<b>-74.16%</b>	<b>4,353,000</b>	<b>3,162,093</b>	<b>378,395</b>

**EXPENSE SUMMARY**

ACCOUNT DESCRIPTION	2023/2024	% Change	2022/2023	2022/2023	2021/2022
	PROPOSED BUDGET		REVISED BUDGET	PROJECTED ACTUAL	YTD ACTUAL
Salaries	-	0.00%	-	-	-
Benefits	-	0.00%	-	-	-
Contractual Services	14,377	9.62%	13,115	12,008	50,944
Commodities	3,800	-26.92%	5,200	1,880	934
Capital Outlay	1,186,075	-76.05%	4,951,467	3,831,459	0
Miscellaneous	13,912	-22.33%	17,912	10,809	13,944
Transfers	0		0	0	0
Debt Service	46,800		-	-	-
<b>Totals</b>	<b>1,264,964</b>	<b>-74.64%</b>	<b>4,987,694</b>	<b>3,856,156</b>	<b>65,822</b>

**STAFFING**

	FY 2024 PROPOSED	FY 2023 Budget	FY 2022 Budget	FY 2021 Budget
Authorized Full Time Positions	0	0	0	0



**FUND 514 MUNICIPAL BARGE DOCK FUND**

**SUMMARY**

ACCOUNT NUMBER	ACCOUNT DESCRIPTION	2023/2024 PROPOSED BUDGET	2022/2023 REVISED BUDGET	2022/2023 PROJECTED ACTUAL	2021/2022 YTD ACTUAL	2020/2021 YTD ACTUAL
<b>Revenues</b>						
514-0000-331.01-01	Deposit Accounts	2,000	3,000	6,680	1,435	3,956
514-0000-374.01-00	Dock Fees	300,000	317,000	255,699	365,800	187,708
514-0000-374.02-00	Improvement Fee	80,000	-	109,714	11,160	-
514-0000-381.02-02	Rebuild IL Grant	743,000	743,000	-	-	-
514-0000-381-.02-03	DCEO Grant	-	450,000	450,000	-	-
514-0000-391.01-01	General Fund	-	2,340,000	2,340,000	-	-
514-0000-392-.03-00	Loan Proceeds	-	500,000	-	-	-
	<b>Totals</b>	<b>1,125,000</b>	<b>4,353,000</b>	<b>3,162,093</b>	<b>378,395</b>	<b>191,664</b>
514-4410-414.31-01	Audit	600	475	475	475	475
514-4410-414.31-04	Engineer/Architectural	10,000	9,000	9,250	48,075	71,759
514-4410-414.33-01	Water/Sewerage	500	500	398	375	1,058
514-4410-414.35-02	R&M - Mach & Equip	-	1,000	-	-	-
514-4410-414.35-06	Infrastructure	1,000	-	-	375	-
514-4410-414.38-01	MICA	1,277	1,140	1,140	1,245	1,245
514-4410-414.39-02	Advertising/Publishing	1,000	1,000	745	399	230
514-4410-414.39-05	Mileage Reimb	-	-	-	-	-
514-4410-414.39-08	Contracted Services	-	-	-	-	-
	<b>Subtotal</b>	<b>14,377</b>	<b>13,115</b>	<b>12,008</b>	<b>50,944</b>	<b>74,767</b>
<b>Commodities</b>						
514-4410-414.42-02	Electricity	1,800	2,200	1,511	934	984
514-4410-414.46-03	Sand, Stone & Gravel	1,000	2,000	-	-	-
514-4410-414.46-11	Other	1,000	1,000	369	-	511
	<b>Subtotal</b>	<b>3,800</b>	<b>5,200</b>	<b>1,880</b>	<b>934</b>	<b>1,495</b>
<b>Capital Outlay</b>						
514-4410-414.52-03	Improv other than Bldgs	1,186,075	4,951,467	3,831,459	-	-
514-4410-414.52-08	Controllable	-	-	-	-	-
	<b>Subtotal</b>	<b>1,186,075</b>	<b>4,951,467</b>	<b>3,831,459</b>	<b>-</b>	<b>-</b>
<b>Miscellaneous</b>						
514-4410-414.61-02	Taxes	7,500	11,500	4,389	7,524	11,489
514-4410-414.61-04	Other	-	-	-	-	5,000
514-4410-414.65-01	Cost Share Admin	6,412	6,412	6,420	6,420	6,000
	<b>Subtotal</b>	<b>13,912</b>	<b>17,912</b>	<b>10,809</b>	<b>13,944</b>	<b>22,489</b>
<b>Transfers</b>						
514-4410-491.62-01	Trnsfr to General Fund	-	-	-	-	200,000
<b>Debt Service</b>						
514-4410-414.72-00	Loan/Lease Payments	46,800	-	-	-	-
	<b>Totals</b>	<b>1,264,964</b>	<b>4,987,694</b>	<b>3,856,156</b>	<b>65,822</b>	<b>298,751</b>



**PURPOSE**

The Quincy Regional Training Facility will begin its 18th year of operation in May of 2023. The facility continues to be used by emergency services organizations in, and around, the Quincy Area. Additionally, the facility was used by the Adams County Ambulance Service, Tri-Township Fire Department, John Wood Community College, Adams County Sheriff and the Illinois State Police. The drill grounds are used on a constant basis and provide excellent access to hands-on training that is not otherwise easily secured.

**PAST FISCAL YEAR HIGHLIGHTS**

In March 2023 the first Western Illinois University Skills Academy began. This six week educational experience was conducted for 19 students in the WIU Fire Science Program. Students were provided room/board by Quincy University. Classroom sessions and skill sessions took place at QRTF. This first year generated some monies that will be reinvested into the facility to make improvements to further better the facility for the next class to take place in the spring of 2024.

- The facility continues to see large law enforcement and EMS utilization, both in the classrooms and the drill ground. The drill ground provides an excellent location to allow special response teams to practice their craft. EMS utilizes the classrooms to increase EMT training.
- Repairs were made to the ceiling in the primary burn room. The fire resistive panels had reached the end of their useful life and were in need of replacement.
- Reusable forcible entry props were installed in three areas of the burn building

**BUDGET SUMMARY**

The FYE 2024 budget plans to operate without a general fund subsidy and should generate nearly \$15,000 excess reserve fund balance.

ACCOUNT NUMBER	ACCOUNT DESCRIPTION	2023/2024 PROPOSED BUDGET	2022/2023 REVISED BUDGET	2022/2023 PROJECTED ACTUAL	2021/2022 YTD ACTUAL	2020/2021 YTD ACTUAL
<b>Revenues</b>						
531-0000-321.00-00	Donations-Not Restrict	1,000	1,000	0	1,500	1,500
531-0000-331.01-01	Interest Income	0	0	184	139	1
531-0000-341.07-02	Rent/Fire Services	3,000	3,000	4,175	4,000	1,210
531-0000-342.05-00	Refunds/Reimb	100	100	0	45	0
531-0000-342.09-00	Other	0	0	179	329	130
531-0000-375.01-02	Tuition/Fire Services	124,000	55,900	55,800	48,050	1,550
531-0000-391.01-01	Trnsfr from Gen Fund	0	17,614	4,200	4,200	17,100
	<b>Totals</b>	<b>128,100</b>	<b>77,614</b>	<b>64,538</b>	<b>58,263</b>	<b>21,491</b>
<b>Expenses</b>						
	Salaries & Benefits	17,526	18,574	14,971	12,928	-326
	Contractual Services	71,126	41,930	37,469	32,817	10,231
	Commodities	19,650	12,410	7,195	9,919	4,668
	Capital Outlay	2,000	1,700	0	0	0
	Miscellaneous	3,000	3,000	3,000	3,000	3,000
	Debt Service	0	0	0	0	0
	<b>Totals</b>	<b>113,302</b>	<b>77,614</b>	<b>62,635</b>	<b>58,664</b>	<b>17,573</b>

**FUND 531 REGIONAL TRAINING FACILITY**

**POLICE  
DETAIL**

ACCOUNT NUMBER	ACCOUNT DESCRIPTION	2022/2023	2021/2022	2021/2022	2020/2021	2019/2020
		PROPOSED BUDGET	REVISED BUDGET	PROJECTED ACTUAL	YTD ACTUAL	YTD ACTUAL
<b>Debt Service</b>						
531-2110-409.72-00	Loan/Lease Payments	0	0	0		
	<b>Totals</b>	<b>0</b>	<b>0</b>	<b>0</b>	<b>0</b>	<b>0</b>

**FIRE  
DETAIL**

ACCOUNT NUMBER	ACCOUNT DESCRIPTION	2023/2024	2022/2023	2022/2023	2021/2022	2020/2021
		PROPOSED BUDGET	REVISED BUDGET	PROJECTED ACTUAL	YTD ACTUAL	YTD ACTUAL
<b>Salaries &amp; Benefits</b>						
531-2210-402.11-01	Regular Salary/Wages	17,000	18,100	12,881	11,131	0
531-2210-402.11-02	Overtime	0	0	0		-249
531-2210-402.21-01	Group Insurance	455	406	1,898	1,631	-74
531-2210-402.21-03	Board Paid Life Ins	23	20	12	10	0
531-2210-402.22-02	Medicare	48	48	180	156	-3
	<b>Subtotal</b>	<b>17,526</b>	<b>18,574</b>	<b>14,971</b>	<b>12,928</b>	<b>-326</b>
<b>Contractual Services</b>						
531-2210-402.31-03	Instructional	5,500	150	0	136	630
531-2210-402.31-04	Engineer/Architectural	1,000	1,000	400	0	0
531-2210-402.31-05	Other	0	0	153	672	0
531-2210-402.34-03	Custodial	1,000	1,000	1,071	1,038	580
531-2210-402.35-01	R&M/Buildings	1,500	1,500	1,440	2,000	2,005
531-2210-402.35-02	R&M/Mach & Equip	1,500	1,500	685	1,753	665
531-2210-402.35-03	Office Furniture & Equip	0	0	0	0	0
531-2210-402.38-01	MICA	3,976	3,550	3,550	3,916	3,916
531-2210-403.39-02	Advertising/Publishing	250	250	0	0	0
531-2210-402.39-04	Travel/Lodging	0	25,200	22,140	11,845	0
531-2210-402.39-08	Contracted Services	56,400	7,780	8,030	11,457	2,435
	<b>Subtotal</b>	<b>71,126</b>	<b>41,930</b>	<b>37,469</b>	<b>32,817</b>	<b>10,231</b>
<b>Commodities</b>						
531-2210-402.42-01	Natural Gas	2,500	1,600	1,451	1,005	1,871
531-2210-402.42-02	Electricity	5,000	3,000	3,162	2,519	2,266
531-2210-402.43-00	Food	250	500	0	0	0
531-2210-402.45-01	Building Supplies	2,500	2,210	45	2,206	435
531-2210-402.45-02	Custodial Supplies	250	250	0	0	0
531-2210-402.45-03	Equip Consumable	400	400	0	0	0
531-2210-402.45-04	Equip Replacemnt Parts	200	200	0	0	0
531-2210-402.45-05	Small Tools/ Equip	150	150	0	0	0
531-2210-402.46-11	Other	7,600	3,100	2,537	3,364	96
531-2210-402.47-03	Training Supplies	800	1,000	0	825	0
	<b>Subtotal</b>	<b>19,650</b>	<b>12,410</b>	<b>7,195</b>	<b>9,919</b>	<b>4,668</b>
<b>Capital Outlay</b>						
531-2210-402.52-04	Office Equipment	2,000	1,700	0	0	0
	<b>Subtotal</b>	<b>2,000</b>	<b>1,700</b>	<b>0</b>	<b>0</b>	<b>0</b>
<b>Miscellaneous</b>						
5312210-402.65-01	Cost Share Admin	3,000	3,000	3,000	3,000	3,000
	<b>Totals</b>	<b>113,302</b>	<b>77,614</b>	<b>62,635</b>	<b>58,664</b>	<b>17,573</b>

**PURPOSE**

The Garbage Fund was created as an Enterprise Fund by resolution that passed City Council on Jan 21,2020. The Garbage Fund is a "fee based" operation that generates revenue to offset the costs of the service. Consolidating all the costs related to the service of garbage collection into one fund will increase the transparency of total cost (subsidy) needed for the operation.

**GOALS/OBJECTIVES**

Our objective is to continue to provide curb-side garbage collection service to the residents of the City. With over half the fleet at seven years old, the purchase of new trucks will be explored. The proposed budget expects to generate revenues based on the following:

	<u>cost</u>	<u>qty</u>	<u>Revenue</u>
Garbage Stickers-ea	\$1.50	270,000	\$ 405,000
Tote Service-Monthly	\$12.99	4,812	\$ 750,095
Tote Sales each	\$60	750	\$ 45,000

**PAST FISCAL YEAR HIGHLIGHTS**

The Garbage crew will collect and dispose approx 6,100 tons of garbage in FY 2023, which is a 4% increase over last year. A five-year Solid Waste Contract with Republic Services went into effect 5/1/2019 and expires 4/30/2024.

Since offering Garbage Tote service, the number of households opting into this service has increased to nearly 4,900, past year increase of 11% from January 2022 at 4,400 customers. The garbage totes sold indicate similar growth. Garbage Sticker sales are diminishing, down 12% in FY 2023.

We run three truck routes per day with two laborers per truck/route. The current garbage fleet consists of three 2016 Mack GU713 garbage trucks and two 2021 Mack garbage trucks. When curbside Recycle ended, Garbage assumed the ownership of the 2008 F350 (truck 116).

**BUDGET SUMMARY**

Garbage revenues are projected at \$1,200,000 which is slightly short of projected operational costs of \$1,385,760. The garbage fund will budget for a subsidy from the General Fund. Garbage collection requires approximately 15,000 gallons of fuel per year. Three of the five trucks are over seven years old. Another vehicle, Truck 116 (2008 F350), formally in Recycle was transferred to Garbage in March 2023 and increased fleet expense by \$8,000. The vehicle replacement expense is increasing by \$40,000 to \$115,000 per year. The garbage fund will reduce staffing by .25 positions. The FY 2024 landfill fees will be at \$36.64 per ton, 3% increase over FY 2023.

**STAFFING**

	FY 2024 PROPOSED	FY 2023 Budget	FY 2022 Budget	FY 2021 Budget
Authorized Full Time Positions	7.25	7.75	7.75	6.75

Garbage staffing consists of 7.00 union laborers and 0.25 Assistant Director who supervises the garbage crews. The additional 0.25 laborer will be filled from internal transfers.

**FUND 533 GARBAGE FUND**

**REVENUE DETAIL  
EXPENSE SUMMARY**

ACCOUNT NUMBER	ACCOUNT DESCRIPTION	2023/2024 PROPOSED BUDGET	2022/2023 REVISED BUDGET	2022/2023 PROJECTED ACTUAL	2021/2022 YTD ACTUAL	2020/2021 YTD ACTUAL
<b>Revenues</b>						
533-0000-331.01-01	Interest Earnings	400	400	878	400	808
533-0000-342-05-00	Refunds/Reimbursemt	-	-	2,329	1,026	500
533-0000-376-01-00	Garbage Services	-	1,800	-	1,500	1,800
533-0000-376.01-01	Garbage sticker sales	405,000	525,000	441,000	519,375	612,105
533-0000-376.01-02	Garbage Tote Service	750,000	676,519	750,905	684,082	612,646
533-0000-376.01-03	Garbage Tote Sales	45,000	48,000	48,540	49,620	48,480
533-0000-391.01-01	General Fund Subsidy	186,410	90,928	-	-	-
533-0000-391-01-32	Central Services Fund	-	-	-	-	40,965
533-0000-392.03-00	Loan Proceeds	-	-	-	-	-
<b>Totals</b>		<b>1,386,810</b>	<b>1,342,647</b>	<b>1,243,652</b>	<b>1,256,003</b>	<b>1,317,304</b>

**EXPENSE SUMMARY**

ACCOUNT DESCRIPTION	2023/2024 PROPOSED BUDGET	2022/2023 REVISED BUDGET	2022/2023 PROJECTED ACTUAL	2021/2022 YTD ACTUAL	2020/2021 YTD ACTUAL
Salaries &Benefit	555,533	589,625	512,995	534,490	540,782
Contractual Services	760,407	679,172	662,099	504,553	458,431
Commodities	46,370	47,350	30,955	44,408	21,438
Capital Outlay	-	-	-	-	-
Miscellaneous	24,500	26,500	23,543	24,402	23,364
Debt Service/Transfers	-	-	-	46,369	70,543
<b>Totals</b>	<b>1,386,810</b>	<b>1,342,647</b>	<b>1,229,592</b>	<b>1,154,222</b>	<b>1,114,558</b>

**FUND 533 GARBAGE FUND**

**GARBAGE  
DETAIL**

ACCOUNT NUMBER	ACCOUNT DESCRIPTION	2023/2024 PROPOSED BUDGET	2022/2023 REVISED BUDGET	2022/2023 PROJECTED ACTUAL	2021/2022 YTD ACTUAL	2020/2021 YTD ACTUAL
<b>Salaries &amp; Benefits</b>						
533-3113-403.11-01	Regular Salary/Wages	332,453	346,631	321,493	316,346	303,664
533-3113-403.11-02	Overtime	15,000	24,772	9,396	10,303	15,344
533-3113-403.11-03	Sick Pay	3,502	3,967	10,610	7,771	6,848
533-3113-403.11-04	Holiday Pay	17,276	16,673	8,939	8,736	15,942
533-3113-403.11-14	Extra Pick-up	1,200	1,200	220	610	1,780
533-3113-403.11-15	Vacation Pay	17,203	21,354	12,449	16,765	16,971
533-3113-403.11-16	Major Medical Pay	-	-	11,030	15,563	-
533-3113-403.11-17	Sick Pay Buy Back	4,669	7,934	2,313	6,395	2,522
533-3113-403.11-18	Vac Pay Buy Back	-	-	1,448	-	-
533-3113-403.21-01	Group Insurance	117,336	107,415	84,910	90,885	112,092
533-3113-403.21-03	Board Paid Life Ins	752	708	667	702	491
533-3113-403.22-01	Social Security	24,205	26,169	22,183	22,564	21,352
533-3113-403.22-02	Medicare	5,661	6,086	5,188	5,277	4,994
533-3113-403.22-03	Unemployment Comp.	600	600	600	600	600
533-3113-403.23-01	IMRF	15,616	26,056	21,519	31,883	38,147
533-3113-403.24-03	CDL Reimbursements	60	60	30	90	35
	<b>Subtotal</b>	<b>555,533</b>	<b>589,625</b>	<b>512,995</b>	<b>534,490</b>	<b>540,782</b>
<b>Contractual Services</b>						
533-3113-403.33-02	Landfill Fees	306,000	279,857	293,472	250,952	258,490
533-3113-403.33-03	Landfill Taxes	27,000	27,000	23,330	22,616	22,998
533-3113-403.36-01	Fleet Maintenance	202,150	195,000	184,452	146,536	143,471
533-3113-403.36-05	Vehicle Replacement	150,000	110,000	100,004	50,004	-
533-3113-403.38-01	MICA	65,196	58,210	58,210	26,923	26,923
533-3113-403.39-01	Communications	2,000	2,044	1,476	1,522	1,015
533-3113-403.39-02	Advertising-Publishing	330	330	155	-	284
533-3113-403.39-03	Printing & Binding	6,731	6,731	-	6,000	5,250
533-3113-403.39-08	Contracted Services	1,000	-	1,000	-	-
	<b>Subtotal</b>	<b>760,407</b>	<b>679,172</b>	<b>662,099</b>	<b>504,553</b>	<b>458,431</b>
<b>Commodities</b>						
533-3113-403.41-01	Postage	20	20	1	2	-
533-3113-403.46-11	Oper Supplies-Other	46,000	46,850	30,582	44,235	21,212
533-3113-403.47-01	Clothing/Uniforms	350	480	372	171	226
	<b>Subtotal</b>	<b>46,370</b>	<b>47,350</b>	<b>30,955</b>	<b>44,408</b>	<b>21,438</b>
<b>Capital Outlay</b>						
533-3113-403.52-06	Vehicles	0	-	-	-	-
	<b>Subtotal</b>	<b>0</b>	<b>0</b>	<b>0</b>	<b>0</b>	<b>0</b>
<b>Miscellaneous</b>						
533-3113-403.61-08	Bad Debt Expense	5,000	7,000	4,169	5,658	4,620
533-3113-403.65-01	Admin Cost Share	19,500	19,500	19,374	18,744	18,744
	<b>Subtotal</b>	<b>24,500</b>	<b>26,500</b>	<b>23,543</b>	<b>24,402</b>	<b>23,364</b>
<b>Transfers</b>						
533-3113-491.62-22	2014 GO Note Fund	0	-	-	46,369	70,543
533-1801-491.62-66	Recycle Fund 534	0	-	-	134,000	-
	<b>Subtotal</b>	<b>0</b>	<b>0</b>	<b>0</b>	<b>180,369</b>	<b>70,543</b>
	<b>Totals</b>	<b>1,386,810</b>	<b>1,342,647</b>	<b>1,229,592</b>	<b>1,288,222</b>	<b>1,114,558</b>

**PURPOSE**

The Recycling Fund was created as an Enterprise Fund by resolution that passed City Council on Jan 21,2020. Effective FYE 2021, the Recycling Fund began as a "fee based" operation that generates revenue to offset the costs of the service. Consolidating the the costs related to the service of curbside recycle collection into one fund will increase the transparency of the net cost (subsidy) needed for the operation.

**PAST YEAR HIGHLIGHTS**

The curbside service stopped in the beginning of March 2023. Our objective is switch to a Recycle Drop Off service which would be free to all residents. This fund will remain open to collect outstanding receivables and to pay outstanding fleet expenses through the fiscal year end.

**BUDGET SUMMARY**

There is no budget for the Recycling Enterprise Fund for FYE 2024.  
All Recycling costs are now in the General Fund under division 3114 Recycling.

<b>STAFFING</b>				
	FY 2024 PROPOSED	FY 2023 Budget	FY 2022 Budget	FY 2021 Budget
Authorized Full Time Positions	0	4.25	4.25	4.75

**REVENUE DETAIL**

ACCOUNT NUMBER	ACCOUNT DESCRIPTION	2023/2024	2022/2023	2022/2023	2021/2022	2020/2021
		PROPOSED BUDGET	REVISED BUDGET	PROJECTED ACTUAL	YTD ACTUAL	YTD ACTUAL
<b>Revenues</b>						
534-0000-331.01-01	Interest Earnings	-	-	65	23	-
534-0000-376.02-01	Recyle Service Fee	-	360,000	354,080	356,806	355,777
534-0000-376.02-02	Recyle Decal Sales	-	1,600	589	1,337	2,632
534-0000-376.02-04	Sale of Recycled Material	-	25,000	24,131	33,489	4,746
534-0000-391.01-01	General Fund Subsidy*	-	319,917	114,150	129,000	345,100
534-0000-391-01-32	Central Services Fund	-	-	-	-	-
534-0000-391.01-65	Garbage Fund Subsidy	-	-	10,500	134,000	251,525
	<b>Totals</b>	<b>-</b>	<b>706,517</b>	<b>503,515</b>	<b>654,655</b>	<b>959,780</b>

**FUND 534 RECYCLE FUND**

**RECYCLE  
DETAIL**

ACCOUNT NUMBER	ACCOUNT DESCRIPTION	2023/2024 PROPOSED BUDGET	2022/2023 REVISED BUDGET	2022/2023 PROJECTED ACTUAL	2021/2022 YTD ACTUAL	2020/2021 YTD ACTUAL
<b>Salaries &amp; Benefits</b>						
534-3114-403.11-01	Regular Salary/Wages	-	191,075	176,454	178,760	172,212
534-3114-403.11-02	Overtime	-	5,905	7,462	3,007	4,616
534-3114-403.11-03	Sick Pay	-	6,800	3,081	4,777	5,514
534-3114-403.11-04	Holiday Pay	-	11,384	7,795	6,352	9,955
534-3114-403.11-14	Extra Pick-up	-	1,200	110	310	780
534-3114-403.11-15	Vacation Pay	-	8,131	6,889	6,468	11,126
534-3114-403.11-16	Major Medical Pay	-	-	-	-	3,670
534-3114-403.11-17	Sick Pay Buy Back	-	-	2,526	277	-
534-3114-403.11-18	Vacation Pay Buy Back	-	-	-	164	-
534-3114-403.21-01	Group Insurance	-	41,690	42,570	45,313	61,292
534-3114-403.21-03	Board Paid Life Ins	-	384	294	375	265
534-3114-403.22-01	Social Security	-	13,891	12,229	11,767	12,083
534-3114-403.22-02	Medicare	-	3,214	2,860	2,752	2,826
534-3114-403.22-03	Unemployment Comp.	-	400	400	400	400
534-3114-403.23-01	IMRF	-	13,818	11,458	16,778	21,677
534-3114-403.24-03	CDL Reimbursements	-	60	30	-	-
	<b>Subtotal</b>	<b>0</b>	<b>297,952</b>	<b>274,158</b>	<b>277,500</b>	<b>306,416</b>
<b>Contractual Services</b>						
534-3114-403.36-01	Fleet Maintenance	-	236,500	155,207	194,648	146,287
534-3114-403.36-05	Vehicle Replacement	-	50,000	8,328	-	-
534-3114-403.38-01	MICA	-	58,210	58,210	85,639	85,639
534-3114-403.39-01	Communications	-	1,025	1,093	1,005	1,018
534-3114-403.39-02	Advertising/Publishing	-	200	627	159	-
534-3114-403.39-03	Printing & Binding	-	1,500	1,044	1,822	1,027
534-3114-403.39-08	Contractual Services	-	36,000	11,809	4,212	3,015
	<b>Subtotal</b>	<b>0</b>	<b>383,435</b>	<b>236,318</b>	<b>287,485</b>	<b>236,986</b>
<b>Commodities</b>						
534-3114-403.41-01	Postage	-	3,000	3,565	3,571	5,822
534-3114-403.46-11	Other	-	7,000	4,918	11,108	5,243
534-3114-403.47-01	Clothing/Uniforms	-	180	117	205	98
534-3114-403.47-02	Safety Equipment	-	50	-	-	29
	<b>Subtotal</b>	<b>0</b>	<b>10,230</b>	<b>8,600</b>	<b>14,884</b>	<b>11,192</b>
<b>Debt Service</b>						
534-3114-409.72-00	Loan/Lease Payments	-	-	-	-	-
	<b>Subtotal</b>	<b>-</b>	<b>-</b>	<b>-</b>	<b>-</b>	<b>-</b>
<b>Other</b>						
534-3114-403.61-08	Bad Debt Expense	-	1,000	906	1,138	1,089
534-3114-403.65-01	Admin Cost Share	-	13,900	13,828	13,488	13,485
	<b>Subtotal</b>	<b>0</b>	<b>14,900</b>	<b>14,734</b>	<b>14,626</b>	<b>14,574</b>
<b>Transfers</b>						
534-3114-491.62.22	Trnsfr 2014 GO Note Fd	-	-	-	51,908	78,977
	<b>Totals</b>	<b>0</b>	<b>706,517</b>	<b>533,810</b>	<b>646,403</b>	<b>648,145</b>

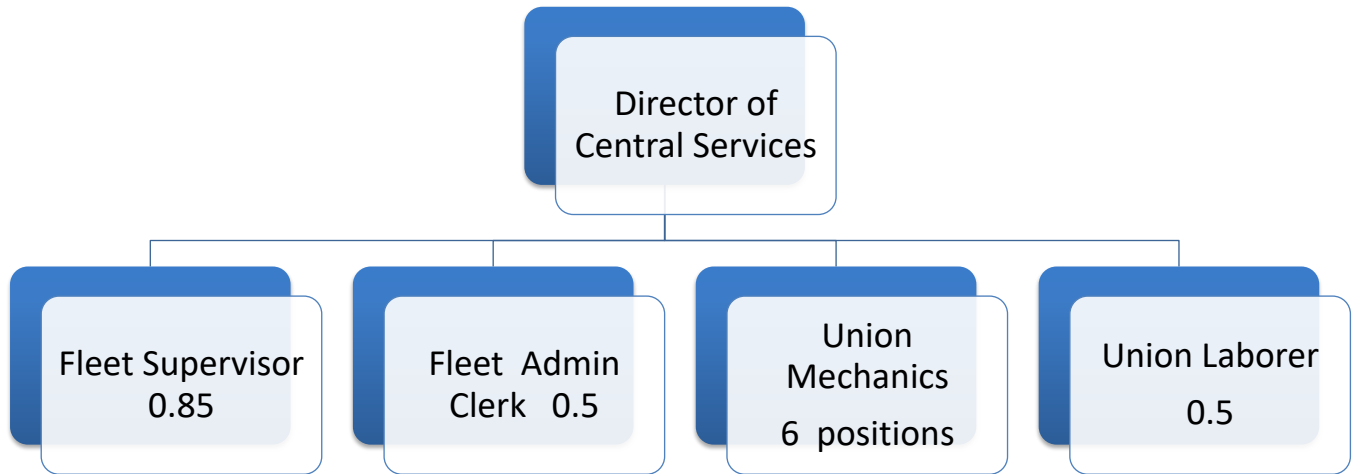
**This page left blank intentionally**



**CITY OF QUINCY**  
**INTERNAL SERVICE FUNDS**

**Revenue/Expenditures & Change in Fund Balance**  
**Summary**

	Central Garage 601	Vehicle Replcmnt 603	Self Insurance 611	Health Insurance 612	Unemp. Comp 613	<b>Total</b>
<b>Beginning Balance, May 1</b>	100	1,231,000	1,521,000	20,000	217,000	<b>2,989,100</b>
<b>REVENUES</b>						
Taxes	-	-	-	-	-	-
Licenses & Permits	-	-	-	-	-	-
Charges for Services	-	-	2,292,789	5,600,608	35,000	<b>7,928,397</b>
Rent & Other Income	-	-	-	153,900	-	<b>153,900</b>
Interest Income	300	7,000	7,500	2,000	1,000	<b>17,800</b>
Debt Proceeds	-	-	-	-	-	-
Grants	-	-	-	-	-	-
Transfers In	257,747	-	-	-	-	<b>257,747</b>
Inter-Gov. Revenues	2,053,700	277,840	-	-	-	<b>2,331,540</b>
<b>TOTAL REVENUE</b>	<b>2,311,747</b>	<b>284,840</b>	<b>2,300,289</b>	<b>5,756,508</b>	<b>36,000</b>	<b>10,689,384</b>
Total Funds Available	2,311,847	1,515,840	3,821,289	5,776,508	253,000	<b>13,678,484</b>
<b>EXPENDITURES</b>						
Salaries & Benefits	621,926	-	321,914	5,686,000	-	<b>6,629,840</b>
Contracted Services	384,821	-	2,241,271	-	-	<b>2,626,092</b>
Commodities	1,289,500	-	21,500	-	-	<b>1,311,000</b>
Capital Outlay	15,500	950,000	-	-	-	<b>965,500</b>
Miscellaneous	-	-	114,400	-	50,000	<b>164,400</b>
Debt Service	-	-	-	-	-	-
Transfers	-	-	-	-	-	-
<b>TOTAL EXPENDITURES</b>	<b>2,311,747</b>	<b>950,000</b>	<b>2,699,085</b>	<b>5,686,000</b>	<b>50,000</b>	<b>11,696,832</b>
Ending Balance, April 30	\$ 100	\$ 565,840	\$ 1,122,204	\$ 90,508	\$ 203,000	\$ 1,981,652



---

---

**PURPOSE**

The Central Garage provides all maintenance and repairs to the entire city fleet which includes the airport. This fleet consists of over three hundred (300) vehicles and pieces of equipment that are maintained by a staff of six (6) mechanics and one (1) utility personnel shared 50% with Transit. We operate on a schedule of two (2) shifts: 6:00 a.m.-2:00 p.m. and 2:00 p.m.-10:00 p.m. The Garage generates revenue by charging for fuel, parts, commercial repairs, and labor provided to other city departments.

**GOALS/OBJECTIVES**

- To provide efficient repairs and preventative maintenance to the city's fleet
- To maintain an adequate inventory of parts to ensure timely service
- To keep City vehicles and equipment in operation and minimize down time while in garage
- Maintain the internal billed labor rate at \$75 per hour, still below Quincy market rate of \$100 per hour
- Offer continuing education for the mechanics so they can better serve specialized equipment
- Maintain a safe working environment for our staff
- Transfer the Postage billing to the City Treasurer's office for better service/oversight

**PAST FISCAL YEAR HIGHLIGHTS**

In April 2022 the City entered into a three-year contract for gas/diesel with Energy Petroleum which charges fuel station at 0.075/gallon over cost and delivery cost of bulk plant average plus 0.95/gallon. Central Garage processed approx 4,000 job orders with 6 full-time mechanics and billed out approx 198,000 gallons of fuel to departments

**BUDGET SUMMARY**

The Central Garage is planning for increases in commodities due to higher parts prices and the volatile fuel prices. Additionally, some vehicles require outside commercial repair which is expected to increase due to aging fleet and anticipated costs in commercial labor. The Garage will expect to bill the departments for these costs which will positively impact the revenue from Charges for Services. The budgeted subsidy from the General Fund is expected to increase. The capital outlay is planning for a diesel compression tester, an air-powered caliper tool, wireless battery/electrical tester, 3/4" torque multipliers, 2-laptops and new hose reels.

REVENUE SUMMARY					
ACCOUNT NUMBER	2023/2024	% Change	2022/2023	2022/2023	2021/2022
	PROPOSED		REVISED	PROJECTED	YTD
	BUDGET		BUDGET	ACTUAL	ACTUAL
Other Income	300	-98.51%	20,200	17,484	15,457
Charges for Services	2,053,700	-0.55%	2,065,100	2,104,667	1,797,595
Transfers In	257,747	45.35%	177,325	137,200	105,600
<b>Total</b>	<b>2,311,747</b>	<b>2.17%</b>	<b>2,262,625</b>	<b>2,259,351</b>	<b>1,918,652</b>

EXPENSE SUMMARY					
ACCOUNT DESCRIPTION	2023/2024	% Change	2022/2023	2022/2023	2021/2022
	PROPOSED		REVISED	PROJECTED	YTD
	BUDGET		BUDGET	ACTUAL	ACTUAL
Salaries & Benefits	621,926	0.80%	616,965	614,039	599,776
Contractual Services	384,821	5.22%	365,735	350,484	253,736
Commodities	1,289,500	2.10%	1,262,925	1,284,002	1,038,504
Capital Outlay	15,500	-8.82%	17,000	5,372	5,835
<b>Totals</b>	<b>2,311,747</b>	<b>2.17%</b>	<b>2,262,625</b>	<b>2,253,897</b>	<b>1,897,851</b>

STAFFING				
	FY 2024 PROPOSED	FY 2023 Budget	FY 2022 Budget	FY 2021 Budget
Authorized Full Time Positions	7.85	7.85	7.85	7.85

- Staffing:
- 0.85 Supervisors (split with Transit)
  - 0.50 Administration
  - 6.00 822 union Mechanics
  - 0.50 822 union Utility laborer
  - 7.85 TOTAL

**FUND 601 CENTRAL GARAGE FUND**

**REVENUE  
DETAIL**

ACCOUNT NUMBER	ACCOUNT DESCRIPTION	2023/2024 PROPOSED BUDGET	2022/2023 REVISED BUDGET	2022/2023 PROJECTED ACTUAL	2021/2022 YTD ACTUAL	2020/2021 YTD ACTUAL
<b>Revenues</b>						
601-0000-331.01-01		300	200	608	148	205
601-0000-342.08-00	Postage	-	20,000	16,525	15,309	15,700
601-0000-342.09-00	Other	-	-	351	-	294
601-0000-350.00-00	Sale of Property	-	-	-	-	339
601-0000-363.02-01	City Hall	100	100	30	61	305
601-0000-363.02-02	Engineering Dept.	600	1,000	517	589	1,257
601-0000-363.02-03	Fire Dept.	8,000	6,000	9,564	8,328	7,840
601-0000-363.02-04	Police Dept.	6,000	6,000	6,164	5,734	6,293
601-0000-363.02-05	Transit Fund	290,000	310,000	279,395	250,280	238,397
601-0000-363.02-06	Water Fund	65,000	55,000	73,504	74,484	56,773
601-0000-363.02-07	Sewer Fund	120,000	100,000	112,459	123,882	117,942
601-0000-363.02-08	Airport Fund	25,000	20,000	36,059	25,536	21,922
601-0000-363.02-09	Central Services Fund	18,000	20,000	16,517	16,747	16,782
601-0000-363.02-10	Garbage Fund	50,000	50,000	55,138	57,290	51,462
601-0000-363.02-11	Recycle Fund	-	50,000	48,910	72,160	54,180
601-0000-363.02-90	Summary Total Chrgs	1,456,000	1,435,000	1,451,351	1,150,056	879,324
601-0000-363.02-99	Outside Entities	15,000	12,000	15,059	12,448	5,891
601-0000-391.01-01	General Fund	257,747	177,325	137,200	105,600	183,500
				-		
	<b>Totals</b>	<b>2,311,747</b>	<b>2,262,625</b>	<b>2,259,351</b>	<b>1,918,652</b>	<b>1,658,406</b>

FUND 601 CENTRAL GARAGE

FLEET MAINTENANCE  
DETAIL

ACCOUNT NUMBER	ACCOUNT DESCRIPTION	2023/2024 PROPOSED BUDGET	2022/2023 REVISED BUDGET	2022/2023 PROJECTED ACTUAL	2021/2022 YTD ACTUAL	2020/2021 YTD ACTUAL
<b>Salaries &amp; Benefits</b>						
601-3115-403.11-01	Regular Salary/Wages	369,300	365,786	364,104	358,640	328,911
601-3115-403.11-02	Overtime	26,176	26,176	19,016	20,905	25,466
601-3115-403.11-03	Sick Pay	15,900	16,337	15,466	14,940	11,069
601-3115-403.11-04	Holiday Pay	23,231	22,738	22,465	18,980	20,613
601-3115-403.11-15	Vacation Pay	23,620	23,911	25,312	18,098	23,560
601-3115-403.11-16	Major Medical Pay	-	-	9,139	1,934	6,486
601-3115-403.11-17	Sick Pay Buy Back	2,369	2,301	197	2,395	1,431
601-3115-403.11-18	Vac Pay Buy Back	-	-	-	3,360	1,180
601-3115-403.21-01	Group Insurance	105,900	94,638	97,092	89,120	130,790
601-3115-403.21-02	Retirees Insurance	-	-	-	-	-
601-3115-403.21-03	Board Paid Life Ins	810	888	725	720	508
601-3115-403.22-01	Social Security	28,557	28,346	27,490	26,623	24,729
601-3115-403.22-02	Medicare	6,679	6,629	6,429	6,226	5,784
601-3115-403.22-03	Unemployment Comp	900	900	900	900	900
601-3115-403.23-01	IMRF	18,424	28,255	25,644	36,875	43,924
601-3115-403.24-03	CDL Reimbursements	60	60	60	60	130
	<b>Subtotal</b>	<b>621,926</b>	<b>616,965</b>	<b>614,039</b>	<b>599,776</b>	<b>625,481</b>
<b>Contractual Services</b>						
601-3115-403.34-06	Linens Mats,uniform	2,600	2,600	1,849	1,971	1,945
601-3115-403.35-02	R & M - Mach & Equip	20,000	20,000	15,174	14,138	1,980
601-3115-403.35-04	R&M-Vehicle	240,000	230,000	244,242	147,269	197,514
601-3115-403.36-01	Fleet Maintenance	8,500	8,500	3,300	5,808	5,616
601-3115-403.36-05	Vehicle Replacement	8,400	8,400	8,400	8,400	8,400
601-3115-403.36-89	Short/Over	1,000	1,000	584	531	1,569
601-3115-403.36-90	Garage Default Exp	15,000	15,000	3,010	5,180	2,407
601-3115-403.38-01	MICA	77,571	69,260	69,260	66,693	66,693
601-3115-403.39-01	Communications	1,350	700	1,526	905	681
601-3115-403.39-02	Advertising/Publishing	400	275	251	275	251
601-3115-403.39-04	Travel	1,500	1,000	478	949	10
601-3115-403.39-05	Mileage Reimb	1,500	1,000	-	-	158
601-3115-403.39-07	Regist, Schools, Mtgs	6,000	3,000	1,890	1,377	203
601-3115-403.39-08	Contracted Services	1,000	5,000	520	240	704
	<b>Subtotal</b>	<b>384,821</b>	<b>365,735</b>	<b>350,484</b>	<b>253,736</b>	<b>288,131</b>
<b>Commodities</b>						
601-3115-403.41-01	Postage	-	13,000	22,750	18,028	17,531
601-3115-403.41-02	Office Supplies	2,000	2,000	1,226	1,194	400
601-3115-403.45-01	Building Supplies	-	-	110	-	-
601-3115-403.45-02	Custodial Supplies	-	-	76	-	-
601-3115-403.45-03	Equip Consumable	-	-	139	-	72
601-3115-403.45-04	Equip Replace Parts	450,000	425,000	425,991	404,448	331,364
601-3115-403.45-05	Small Tools/Equip	8,000	8,000	6,323	4,173	6,355
001-3115-403.45-06	Vehicle	-	-	518	518	-
601-3115-403.46-11	Other	29,500	25,000	24,772	22,607	22,325
601-3115-403.46-12	Gasoline/Diesel	800,000	789,925	802,097	587,536	334,827
601-3115-403.47-02	Safety Equipment	-	-	-	-	-
	<b>Subtotal</b>	<b>1,289,500</b>	<b>1,262,925</b>	<b>1,284,002</b>	<b>1,038,504</b>	<b>712,874</b>

FUND 601 CENTRAL GARAGE

FLEET MAINTENANCE  
DETAIL

ACCOUNT NUMBER	ACCOUNT DESCRIPTION	2023/2024 PROPOSED BUDGET	2022/2023 REVISED BUDGET	2022/2023 PROJECTED ACTUAL	2021/2022 YTD ACTUAL	2020/2021 YTD ACTUAL
						-
	<b>Capital Outlay</b>					-
601-3115-403.52-05	Machinery & Equip	-	7,000	-	-	-
601-3115-403.52-06	Vehicles	-	-	-	-	-
601-3115-403.52-08	Controllable	15,500	10,000	5,372	5,835	10,281
	<b>Subtotal</b>	15,500	17,000	5,372	5,835	10,281
	<b>Miscellaneous</b>					
601-3115-403.61-04	Other	-	-	-	-	-
601-3115-403.61-08	Bad Debt Expense	-	-	-	-	-
	<b>Subtotal</b>	-	-	-	-	-
	<b>Totals</b>	<b>2,311,747</b>	<b>2,262,625</b>	<b>2,253,897</b>	<b>1,897,851</b>	<b>1,636,767</b>

**FUND 603 VEHICLE REPLACEMENT FUND**

**SUMMARY**

**PURPOSE**

The Vehicle Replacement Fund was established during FY 2003. The purpose of the vehicle replacement program is for each department to set aside funds from their budget from the time a vehicle is put into service so that there is adequate funds to replace that vehicle at the end of its useful life. Nearly all city departments participated from FY 2003-2009. In FY 2010, many departments stopped participating due to budget constraints. We are attempting to build the vehicle replacement costs back into the budget. In FY 2021, the Water and Sewer fund balances were moved back to the enterprise fund. The Vehicle Replacement Fund is only being used by General Fund, Garbage Fund and Airport. subsidized departments.

In FY 2023 the following replacements were funded :

- Stainless Steel Dump Beds for two new trucks

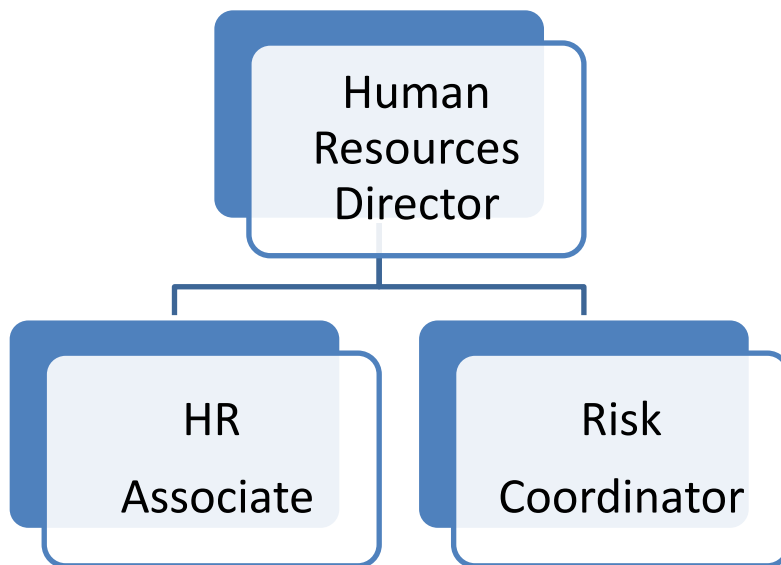
The FY 2024 budget plans for using existing funds from:

- Forestry - 2008 International 7400 truck (#72) ~ \$71,000
- Concrete - 2003 Ford F350 dump truck (#107) ~ \$22,000

Remained budget is contingency funding for unexpected replacements.

ACCOUNT NUMBER	ACCOUNT DESCRIPTION	2023/2024 PROPOSED BUDGET	2022/2023 REVISED BUDGET	2022/2023 PROJECTED ACTUAL	2021/2022 YTD ACTUAL	2020/2021 YTD ACTUAL
<b>Revenues</b>						
603-0000-331.01-01	Deposit Accounts	7,000	5,500	10,842	3,632	12,953
603-0000-363.03-02	Engineering Department	14,340	14,340	14,340	14,340	-
603-0000-363.03-03	Fire Department	7,000	7,000	6,936	6,936	(21,435)
603-0000-363.03-06	Water Fund	-	-	-	-	73,226
603-0000-363.03-07	Sewer Fund	-	-	-	-	141,435
603-0000-363.03-08	Airport Fund	16,500	16,500	16,113	16,113	11,428
603-0000-363.03-09	Central Services Fund	130,000	123,316	112,517	71,616	311,440
603-0000-363.03-10	Central Garage	-	8,400	-	-	-
603-0000-363.03-11	Garbage Fund	110,000	110,000	100,004	50,004	-
603-0000-363.03-12	Recycle Fund	-	50,000	8,328	-	-
	<b>Totals</b>	<b>284,840</b>	<b>335,056</b>	<b>269,080</b>	<b>162,641</b>	<b>529,047</b>
<b>Expenses</b>						
<b>Capital Outlay</b>						
603-3115-403.52-05	Machinery & Equip	300,000	300,000	-	-	-
603-3115-403.52-06	Vehicles	650,000	650,000	91,509	-	133,434
	Subtotal	950,000	950,000	91,509	-	133,434
<b>Tranfers</b>						
603-1801-491.62-07	To Water 501	-	-	-	457,163	-
603-1801-491.62-17	To Sewer 502	-	-	-	701,917	-
603-1801-491.62-63	To Garbage Fund 533	-	-	-	300,213	-
	Subtotal	-	-	-	1,459,293	-
	<b>Totals</b>	<b>950,000</b>	<b>950,000</b>	<b>91,509</b>	<b>1,459,293</b>	<b>133,434</b>





**FUND 611 SELF INSURANCE FUND  
HUMAN RESOURCES**

**SUMMARY**

**PURPOSE**

The Self Insurance Fund provides liability coverage for the City's workforce and all City-owned properties having an insured value in excess of \$85,000,000. The fund consists of three divisions: Administration, Risk Management, and Premiums & Benefits. The Administration division provides support and function for all City departments through recruiting and employee selection, the development of employee policies and procedures, compensation and benefit administration, including the administration of six Collective Bargaining Units. The Risk Management division handle all worker's compensation claims and liability coverage claims investigate claims and inspect all City property for safety concerns. The Premiums and Benefits division is for the liability insurance coverage premiums and deductibles. This fund generates revenue from charges to other city departments with a labor force, significant property, and liability exposure.

**GOALS/OBJECTIVES**

- Effectively manage Liability and Workers compensation claims in order to reduce the financial obligation of the City.
- Move the City's Risk Management initiative towards an Enterprise Risk Management program.
- Prepare for impending retirements in key positions and prepare/advise on succession plans.
- Sustain effective recruitment practices in a tightening job market.

**PAST YEAR HIGHLIGHTS**

- Gov HR salary analysis completed
- The City hired the Risk Coordinator position who is absorbing the duties of the Safety Coordinator position.
- Leadership training offered through DOT Food Grant
- New HR director was hired part-time with anticipated start date in FY2024

**BUDGET SUMMARY**

The City's MICA premium is the major component of the Self Insurance Fund. The FY2024 premium has a projected increase of 10%.

**REVENUE SUMMARY**

ACCOUNT DESCRIPTION	2023/2024		2022/2023	2022/2023	2021/2022
	PROPOSED BUDGET	% Change	REVISED BUDGET	PROJECTED ACTUAL	YTD ACTUAL
Other Income	7,500	50.00%	5,000	12,926	4,576
Charges for Services	2,292,789	-21.05%	2,903,994	2,686,007	2,219,381
Grants	-		-	-	-
<b>Total</b>	<b>2,300,289</b>	<b>-20.92%</b>	<b>2,908,994</b>	<b>2,698,933</b>	<b>2,223,957</b>

**EXPENSE SUMMARY**

ACCOUNT DESCRIPTION	2023/2024		2022/2023	2022/2023	2021/2022
	PROPOSED BUDGET	% Change	REVISED BUDGET	PROJECTED ACTUAL	YTD ACTUAL
Salaries & Benefits	321,914	16.00%	277,510	249,911	234,101
Insurance Claims	112,000	-77.61%	500,200	209,443	87,242
Contractual Services	2,241,271	7.38%	2,087,255	2,016,863	1,820,783
Commodities	21,500	-14.60%	25,175	22,965	21,143
Miscellaneous	2,400	-61.60%	6,250	2,309	1,446
Capital Outlay	-		1,500	-	415
<b>Totals</b>	<b>2,699,085</b>	<b>-6.86%</b>	<b>2,897,890</b>	<b>2,501,491</b>	<b>2,165,130</b>

**STAFFING**

	FY 2024 PROPOSED	FY 2023 Budget	FY 2022 Budget	FY 2021 Budget
Authorized Full Time Positions	3	3	4	4

**FUND 611 SELF INSURANCE FUND**

**REVENUE  
DETAIL**

ACCOUNT NUMBER	ACCOUNT DESCRIPTION	2023/2024	2022/2023	2022/2023	2021/2022	2020/2021
		PROPOSED BUDGET	REVISED BUDGET	PROJECTED ACTUAL	YTD ACTUAL	YTD ACTUAL
<b>Revenues</b>						
611-0000-331.01-01	Interest Income	7,500	5,000	12,926	4,576	12,268
611-0000-342.06-00	Restitution	-	-	-	-	2,000
611-0000-342.09-00	Other	-	250,000	555,111	12,488	460
611-0000-361.04-01	Freedom of Info copies	-	-	-	-	-
611-0000-361.05-04	Premiums	2,237,789	2,584,201	2,056,233	2,153,501	2,153,501
611-0000-361.05-05	Premium Rebates	-	-	-	-	-
611-0000-361.05-08	Premium-Outside Entities	27,000	26,793	24,110	22,328	21,889
611-0000-361.05-10	Premiums - Life Ins	28,000	28,000	31,053	31,064	25,133
611-0000-381.03-06	Fed Grant - CURES	-	-	-	-	10,054
611-0000-383.01-01	Operating Grants	-	-	4,500	-	-
611-0000-391.01-13	ARPA fund 317	-	15,000	15,000	-	-
<b>Totals</b>		<b>2,300,289</b>	<b>2,908,994</b>	<b>2,698,933</b>	<b>2,223,957</b>	<b>2,225,305</b>

**FUND 611 SELF INSURANCE FUND  
HUMAN RESOURCES**

**ADMINISTRATION  
DETAIL**

ACCOUNT NUMBER	ACCOUNT DESCRIPTION	2023/2024 PROPOSED BUDGET	2022/2023 REVISED BUDGET	2022/2023 PROJECTED ACTUAL	2021/2022 YTD ACTUAL	2020/2021 YTD ACTUAL
<b>Salaries &amp; Benefits</b>						
611-3810-401.11-01	Regular Salary/Wages	123,102	107,011	94,672	71,961	80,766
611-3810-401.11-03		-	-	3,318	822	509
611-3810-401.11-04	Holiday Pay	8,157	5,367	5,626	4,219	4,017
611-3810-401.11-15	Vacation Pay	7,090	4,537	5,731	3,460	3,251
611-3810-401.11-17	Sick Pay Buy Back	-	-	1,047		5,127
611-3810-401.11-18	Vacation Pay Buy Back	-	-	4,267		2,995
611-3810-401.12-01	Temp Salary/Wages	7,200	-	-		-
611-3810-401.21-01	Group Insurance	46,720	34,145	32,686	13,436	7,825
611-3810-401.21-03	Board Paid Life Ins.	194	183	181	151	110
611-3810-401.22-01	Social Security	8,578	7,249	6,480	4,849	5,893
611-3810-401.22-02	Medicare	2,006	1,695	1,515	1,134	1,378
611-3810-401.22-03	Unemployment Comp	200	200	200	200	200
611-3810-401.23-01	IMRF	5,534	7,225	6,408	6,571	10,203
	<b>Subtotal</b>	<b>208,781</b>	<b>167,612</b>	<b>162,131</b>	<b>106,803</b>	<b>122,274</b>
<b>Contractual Services</b>						
611-3810-401.31-01	Audit	-	-	-	-	-
611-3810-401.31-02	Contracted Legal	50,000	60,000	34,207	53,212	19,525
611-3810-401.31-05	Prof Svc - Other	5,000	20,000	35,422	23,739	392
611-3810-401.32-01	Medical	5,000	4,000	3,998	3,953	3,580
611-3810-401.35-03	R&M-Furniture & Equip	-	3,000	-	-	-
611-3810-401.36-03	Equipment and Vehicle	1,400	1,800	1,515	1,101	1,123
611-3810-401.38-01	MICA	2,621	2,340	2,340	1,855	1,855
611-3810-401.38-03	Employee Bonds	50	-	-	-	-
611-3810-401.38-04	Other Insurance	2,000	-	-	-	-
611-3810-401.39-01	Communications	900	315	1,322	518	983
611-3810-401.39-02	Advertising/Publishing	700	200	344	379	142
611-3810-401.39-03	Printing & Binding	-	-	30		478
611-3810-401.39-04	Travel	250	500	223		-
611-3810-401.39-05	Mileage Reimb	250	500	226		-
611-3810-401.39-07	Regist, Schools, Mtgs	1,500	4,500	1,599		27
611-3810-401.39-08	Contracted Services	5,000	8,400	5,000	-	-
	<b>Subtotal</b>	<b>74,671</b>	<b>105,555</b>	<b>86,226</b>	<b>84,757</b>	<b>28,105</b>
<b>Commodities</b>						
611-3810-401.41-01	Postage	200	200	95	109	222
611-3810-401.41-02	Office Supplies	1,600	1,600	1,120	1,736	271
611-3810-401.44-00	Books & Periodicals	-	-	-	-	-
	<b>Subtotal</b>	<b>1,800</b>	<b>1,800</b>	<b>1,215</b>	<b>1,845</b>	<b>493</b>
<b>Miscellaneous</b>						
611-3810-401.61-01	Dues	1,500	4,900	1,644	1,150	5,209
611-3810-401.61-01	Employee Awards	900	600	665	290	-
611-3810-401.61-04	Other	-	-	-	6	337
611-3810-401.65-01	Admin Cost Share	-	-	-	-	-
611-3810-401.65-02	Space Cost Share	-	-	-	-	-
	<b>Subtotal</b>	<b>2,400</b>	<b>5,500</b>	<b>2,309</b>	<b>1,446</b>	<b>5,546</b>
<b>Transfers</b>						
611-1801-491.62-00	Transfer to GF	-	-	-	-	-
	<b>Subtotal</b>	<b>-</b>	<b>-</b>	<b>-</b>	<b>-</b>	<b>-</b>
	<b>Totals</b>	<b>287,652</b>	<b>280,467</b>	<b>251,881</b>	<b>194,851</b>	<b>156,418</b>

**FUND 611 SELF INSURANCE FUND  
HUMAN RESOURCES**

**RISK MANAGEMENT  
DETAIL**

ACCOUNT NUMBER	ACCOUNT DESCRIPTION	2023/2024 PROPOSED BUDGET	2022/2023 REVISED BUDGET	2022/2023 PROJECTED ACTUAL	2021/2022 YTD ACTUAL	2020/2021 YTD ACTUAL
<b>Salaries &amp; Benefits</b>						
611-3811-401.11-01	Regular Salary/Wages	41,137	40,449	28,133	51,101	82,241
611-3811-401.11-02	Overtime	-	-	-	-	14
611-3811-401.11-03	Sick Pay	-	-	1,877	1,713	420
611-3811-401.11-04	Holiday Pay	2,440	2,369	1,862	2,918	4,995
611-3811-401.11-15	Vacation Pay	1,743	1,692	1,974	5,308	3,860
611-3811-401.11-17	Sick Pay Buy Back	-	-	-	5,043	2,338
611-3811-401.11-18	Vac Pay Buy Back	-	-	-	4,765	-
611-3811-401.21-01	Group Insurance	28,736	24,112	17,809	12,886	24,211
611-3811-401.21-03	Board Paid Life Ins	97	91	71	123	139
611-3811-401.22-01	Social Security	2,810	2,728	1,644	4,074	5,382
611-3811-401.22-02	Medicare	657	638	384	953	1,259
611-3811-401.22-03	Unemployment Comp	100	100	100	200	150
611-3811-401.23-01	IMRF	1,813	2,719	1,868	6,617	9,868
	<b>Subtotal</b>	<b>79,533</b>	<b>74,898</b>	<b>55,722</b>	<b>95,701</b>	<b>134,877</b>
<b>Contractual Services</b>						
611-3811-401.31-02	Contracted Legal	60,000	87,800	59,195	6,835	-
611-3811-401.35-05	Other	-	15,000	12,143	-	-
611-3811-401.36-01	Fleet Maintenance	1,000	1,000	175	779	2,122
611-3811-401.39-01	Communications	600	700	43	587	716
611-3811-401.39-02	Advertising/Publishing	-	-	-	-	137
611-3811-401.39-03	Printing & Binding	-	-	32	-	-
611-3811-401.39-04	Travel	250	900	-	-	22
611-3811-401.39-05	Mileage Reimb	250	100	-	-	283
611-3811-401.39-07	Regist, Schools, Mtgs	1,500	1,500	-	143	3,700
611-3811-401.39-08	Contracted Services	3,000	12,000	8,013	2,960	5,941
	<b>Subtotal</b>	<b>66,600</b>	<b>119,000</b>	<b>79,601</b>	<b>11,304</b>	<b>12,921</b>
<b>Commodities</b>						
611-3811-401.41-02	Postage	-	25	-	18	-
611-3811-401.41-02	Office Supplies	500	500	179	25	5
611-3811-401.46-11	Operational Supplies	200	1,500	1,886	478	-
611-3811-401.47-01	Clothing/Uniforms	19,000	11,100	19,111	18,610	11,742
611-3811-401.47-02	Safety Equipment	-	10,000	574	32	10,431
611-3811-401.47-03	Training Supplies	-	250	-	135	-
	<b>Subtotal</b>	<b>19,700</b>	<b>23,375</b>	<b>21,750</b>	<b>19,298</b>	<b>22,178</b>
<b>Capital</b>						
611-3811-401.52-08	Controllable	-	1,500	-	415	2,327
<b>Miscellaneous</b>						
611-3811-401.61-01	Dues	-	750	-	-	1,090
611-3811-401.61-04	Other	-	-	-	42	-
		-	750	-	42	1,090
	<b>Totals</b>	<b>165,833</b>	<b>219,523</b>	<b>157,073</b>	<b>126,760</b>	<b>173,393</b>

FUND 611 SELF INSURANCE FUND

PREMIUMS & BENEFITS  
DETAIL

ACCOUNT NUMBER	ACCOUNT DESCRIPTION	2023/2024 PROPOSED BUDGET	2022/2023 REVISED BUDGET	2022/2023 PROJECTED ACTUAL	2021/2022 YTD ACTUAL	2020/2021 YTD ACTUAL
<b>Salaries &amp; Benefits</b>						
611-3812-401.11-01	Regular Salary/Wages	-	-	-	-	6,739
611-3812-401.21-01	Group Insurance	-	-	-	-	5,789
611-3812-401.21-03	Board Paid Life Ins	33,600	35,000	32,058	31,597	32,688
611-3812-401.22-01	Social Security	-	-	-	-	537
611-3812-401.22-02	Medicare	-	-	-	-	126
611-3812-401.23-01	IMRF	-	-	-	-	990
	<b>Subtotal</b>	<b>33,600</b>	<b>35,000</b>	<b>32,058</b>	<b>31,597</b>	<b>46,869</b>
<b>Insurance Premiums/Claims</b>						
611-3812-401.25-01	Claims-Vehicles	60,000	54,000	61,395	51,995	23,314
611-3812-401.25-02	Claims-Prop Liability	20,000	10,000	39,758	15,225	18,297
611-3812-401.25-03	Claims-Equipment	4,000	4,000	-	-	5,533
611-3812-401.25-04	Claims-Casualty	8,000	8,000	796	5,011	8,891
611-3812-401.25-05	Claims-Other	20,000	424,200	107,494	15,011	400
	<b>Subtotal</b>	<b>112,000</b>	<b>500,200</b>	<b>209,443</b>	<b>87,242</b>	<b>56,435</b>
<b>Contractual Services</b>						
611-3812-401.38-01	Insurance-MICA	2,100,000	1,862,700	1,851,036	1,724,722	1,802,497
<b>Capital Outlay</b>						
611-3812-401.52-08	Controllable	-	-	-	-	2,992
	<b>Total</b>	<b>2,245,600</b>	<b>2,397,900</b>	<b>2,092,537</b>	<b>1,843,561</b>	<b>1,908,793</b>

**FUND 612 HEALTH INSURANCE FUND  
HUMAN RESOURCES**

**PREMIUMS & BENEFITS  
SUMMARY**

**PURPOSE**

The City's health insurance coverage is now a fully insured plan administered by a Third Party Administrator and utilizes a national network for accessing discounts for health care. The health Insurance plan participants include City, 911 employees and retirees.

The fund revenues are the contributions paid by employees, employer and retirees; the fund expenses are the health insurance costs of the health plan.

**GOALS/OBJECTIVES**

- Educate employees regarding best use of benefits and health clinic options
- Research cost saving and efficiencies with health insurance
- Continue working with Coalition Health to find healthcare savings

**PAST FISCAL YEAR HIGHLIGHTS**

- Re-structured health insurance for the needs of employees
- HR Department and Coalition Health worked with employees to maximize their value on healthcare

**BUDGET SUMMARY**

The City is projecting a hold on health insurance premiums due to substantial savings with Coalition Health. The City's health clinic was evaluated and re-negotiated by Coalition Health with a savings of over 40%.

ACCOUNT NUMBER	ACCOUNT DESCRIPTION	2023/2024 PROPOSED BUDGET	2022/2023 REVISED BUDGET	2022/2023 PROJECTED ACTUAL	2021/2022 YTD ACTUAL	2020/2021 YTD ACTUAL
<b>Revenues</b>						
612-0000-331.01-01	Interest Income	2,000	2,000	3,748	2,556	3,431
612-0000-342.05-01	Reinsurance	100,000	-	-	-	-
612-0000-342.09-00	Other	53,900	-	53,900	-	1,622
612-0000-342.05-04	Premiums	-	-	45,202	-	-
612-0000-361.05-06	Premiums-City	4,160,000	4,603,156	4,121,357	4,169,930	5,076,674
612-0000-361.05-07	Premiums-Employee	1,296,000	975,132	951,504	1,013,305	965,932
612-0000-361.05-09	Premiums-Retirees	144,608	332,465	191,353	307,392	386,284
612-0000-392.03-00	Loan Proceeds	-	-	-	-	-
	<b>Totals</b>	<b>5,756,508</b>	<b>5,912,753</b>	<b>5,367,064</b>	<b>5,493,183</b>	<b>6,433,943</b>
<b>Expenses</b>						
<b>Salaries &amp; Benefits</b>						
612-3812-401.21-01	Group Insurance	5,500,000	5,000,000	5,740,945	2,132,630	-
612-3812-401.21-05	Health Clinic	186,000	182,000	155,000	219,600	256,500
612-3812-401.21-06	Group Health-Claims	-	100,000	100,756	2,722,711	5,819,766
612-3812-401.21-07	Group Hlth-Fixed Cost	-	-	1,233	774,347	680,806
612-3812-401.21-09	ACA Costs	-	1,300	-	-	1,211
<b>Miscellaneous</b>						
612-3812-401.61-01	Dues	-	-	-	-	-
612-3812-401.61-04	Other	-	-	-	-	-
	<b>Totals</b>	<b>5,686,000</b>	<b>5,283,300</b>	<b>5,997,934</b>	<b>5,849,288</b>	<b>6,758,283</b>

**FUND 613 UNEMPLOYMENT COMPENSATION FUND  
HUMAN RESOURCES**

**SUMMARY**

**PURPOSE**

The City has established a self-funded account to pay potential unemployment claims. The funding of the plan comes from each department based on a fixed cost per employee. This fund should maintain a balance that will cover future potential unemployment claims.

**BUDGET SUMMARY**

Each department with employees recognized a \$100 per head fee that is charged to Unemp Comp (22-03) These amounts are transferred into this fund for potential unemployment claims.

ACCOUNT NUMBER	ACCOUNT DESCRIPTION	2023/2024 PROPOSED BUDGET	2022/2023 REVISED BUDGET	2022/2023 PROJECTED ACTUAL	2021/2022 YTD ACTUAL	2020/2021 YTD ACTUAL
<b>Revenues</b>						
613-0000-331.01-01	Interest Income	1,000	700	1,966	545	1,055
613-0000-361.05-04	Premiums	35,000	35,000	34,250	34,050	34,500
	<b>Totals</b>	<b>36,000</b>	<b>35,700</b>	<b>36,216</b>	<b>34,595</b>	<b>35,555</b>
<b>Expenses</b>						
<b>Salaries &amp; Benefits</b>						
613-3812-401.25-06	Claims-Unemply Comp	50,000	50,000	3,338	3,338	17,502
<b>Transfers</b>						
613-1801-491.62-01	General Fund	-	-	-	-	-
613-1801-491.62-02	Planning & Dev	-	-	-	-	-
	<b>Totals</b>	<b>50,000</b>	<b>50,000</b>	<b>3,338</b>	<b>3,338</b>	<b>17,502</b>



**CITY OF QUINCY  
TRUST & AGENCY FUNDS**

**Revenue/Expenditures & Change in Fund Balance**

	Economic Dev RLF 701	CBD RLF 703	Nghbrd Hsg RLF 704	Sister City 712	Lincoln Bicentennial 719
<b>Beginning Balance, May 1</b>	<b>1,765,000</b>	<b>780,000</b>	<b>249,000</b>	<b>101,980</b>	<b>13,400</b>
<b>REVENUES</b>					
Taxes					
Licenses & Permits					
Charges for Services					
Rent & Other Income	87,000	-		25,000	150
Interest Income	9,000	27,900	1,400	50	100
Debt Proceeds					
Grants					5,000
Transfers In		-		2,000	-
Inter-Gov. Revenues					
<b>TOTAL REVENUE</b>	<b>96,000</b>	<b>27,900</b>	<b>1,400</b>	<b>27,050</b>	<b>5,250</b>
Total Funds Available	1,861,000	807,900	250,400	129,030	18,650
<b>EXPENDITURES</b>					
Salaries & Benefits					
Contracted Services	4,000	4,000		10,000	3,800
Commodities				200	5,500
Capital Outlay				-	
Miscellaneous	1,005,000	255,000	120,000	36,300	5,500
Debt Service					
Transfers	100,000	20,000	30,000		
<b>TOTAL EXPENDITURES</b>	<b>1,109,000</b>	<b>279,000</b>	<b>150,000</b>	<b>46,500</b>	<b>14,800</b>
<b>Ending Balance, April 30</b>	<b>\$ 752,000</b>	<b>\$ 528,900</b>	<b>\$ 100,400</b>	<b>\$ 82,530</b>	<b>\$ 3,850</b>

**CITY OF QUINCY  
TRUST & AGENCY FUNDS**

**Revenue/Expenditures & Change in Fund Balance**

	Human Rights 720	Landfill L/C 721	Animal Rescue 724	Tourism Tax 743	Total
<b>Beginning Balance, May 1</b>	<b>380</b>	<b>355</b>	<b>18,760</b>	<b>179,200</b>	<b>3,108,075</b>
<b>REVENUES</b>					
Taxes				1,350,000	<b>1,350,000</b>
Licenses & Permits					-
Charges for Services					-
Rent & Other Income	-				<b>112,150</b>
Interest Income	10		200	1,600	<b>40,260</b>
Debt Proceeds					-
Grants					<b>5,000</b>
Transfers In					<b>2,000</b>
Inter-Gov. Revenues		376,000		-	<b>376,000</b>
<b>TOTAL REVENUE</b>	<b>10</b>	<b>376,000</b>	<b>200</b>	<b>1,351,600</b>	<b>1,885,410</b>
Total Funds Available	390	376,355	18,960	1,530,800	<b>4,993,485</b>
<b>EXPENDITURES</b>					
Salaries & Benefits				-	-
Contracted Services	280	76,000	18,500	-	<b>116,580</b>
Commodities			-	-	<b>5,700</b>
Capital Outlay		300,000		-	<b>300,000</b>
Miscellaneous	100			174,000	<b>1,595,900</b>
Debt Service				-	-
Transfers				1,176,000	<b>1,326,000</b>
<b>TOTAL EXPENDITURES</b>	<b>380</b>	<b>376,000</b>	<b>18,500</b>	<b>1,350,000</b>	<b>3,344,180</b>
<b>Ending Cash Balance</b>	<b>\$ 10</b>	<b>\$ 355</b>	<b>\$ 460</b>	<b>\$ 180,800</b>	<b>\$ 1,649,305</b>

**FUND 701 Q-Fund ECONOMIC DEVELOPMENT REVOLVING LOAN FUND**

**SUMMARY**

**PURPOSE**

The Quincy Economic Development Revolving Loan Fund (RLF) was established to offer financing to businesses already working with private-sector lenders. Companies can spend these public funds on projects including, but not limited to, job creation, retention, business expansion, and investments in real estate, machinery, or equipment. The goals and objectives of the Q-Fund are to stimulate economic growth, increase the City's property and sales tax bases, create employment opportunities, and attract new residents to Quincy through the creation of employment and business expansions. The Q-Fund dollars will support existing industrial, commercial, or service-related businesses located in Quincy; existing and start-ups businesses considering relocating to Quincy; and new or existing businesses that are minority-owned or female-owned.

The State of Illinois recently changed the requirements which allowed the CDAP RLF #702 and SBE Loan Fund #706 to be closed out and merged into this Fund 701, which was renamed the Q-Fund Economic Development Revolving Loan Fund in FY 2022.

ACCOUNT NUMBER	ACCOUNT DESCRIPTION	2023/2024 PROPOSED BUDGET	2022/2023 REVISED BUDGET	2022/2023 PROJECTED ACTUAL	2021/2022 YTD ACTUAL	2020/2021 YTD ACTUAL
<b>Revenues</b>						
701-0000-331.01-01	Interest Income	1,000	2,700	16,449	4,218	3,592
701-0000-331.01-04	Interest/Income Loans	8,000	10,000	10,743	11,681	7,322
701-0000-331.09-00	Revolving Loan Principal	87,000	65,000	111,419	178,228	41,418
701-0000-342.09-00	Other	-	-	-	-	-
701-0000-391.01-39	From SBE Loan Fnd 706	-	-	-	488,523	-
701-0000-391.08-39	From CDA RLF fund 702	-	-	-	685,526	-
	<b>Totals</b>	<b>96,000</b>	<b>77,700</b>	<b>138,611</b>	<b>1,368,176</b>	<b>52,332</b>
<b>Expenses</b>						
<b>Contractual Services</b>						
701-6319-408.31-02	Contracted Legal	1,000	1,000	-	-	1,040
701-6319-408.31-05	Other	-	-	-	-	-
701-6319-408.39-08	Contracted Services	3,000	3,000	-	112	-
	<b>Subtotal</b>	<b>4,000</b>	<b>4,000</b>	<b>-</b>	<b>112</b>	<b>1,040</b>
<b>Miscellaneous</b>						
701-6319-408.61-04	Miscellaneous Other	5,000	1,000	-	210	14,694
701-6319-408.63-01	Loan Disb.-Econ. Dev.	1,000,000	1,000,000	-	-	230,000
701-6319-408.63-02	Uncollectible Loans	-	-	-	-	-
	<b>Subtotal</b>	<b>1,005,000</b>	<b>1,001,000</b>	<b>-</b>	<b>210</b>	<b>244,694</b>
<b>Transfers</b>						
701-1801-491.62-02	Planning & Development	30,000	-	-	-	10,000
701-1801-491.62-15	Capital Projects Fund	-	-	-	-	-
701-1801-491.62-38	CBD Revolving Loan Fd	-	-	-	-	-
701-1801-491.62-68	SBE Loan Fund 706	-	-	-	-	250,000
701-1802-408.62-83	GREDF	70,000	70,000	70,000	70,000	70,000
701-1802-408.62-84	Hist. Business District	-	-	-	-	-
701-1802-408.62-85	GREDF Economic Incent	-	-	-	-	-
	<b>Subtotal</b>	<b>100,000</b>	<b>70,000</b>	<b>70,000</b>	<b>70,000</b>	<b>330,000</b>
	<b>Totals</b>	<b>1,109,000</b>	<b>1,075,000</b>	<b>70,000</b>	<b>70,322</b>	<b>575,734</b>

**FUND 703 CBD REVOLVING LOAN FUND**

**SUMMARY**

The Quincy Central Business District Revolving Loan Program was established to stimulate the preservation and revitalization of the City's historic downtown by providing financial assistance to any current or prospective purchaser of commercial or commercial/residential properties for business purposes in the core area bounded by the Riverfront, Twelfth Street, Oak Street, and Payson Avenue.

ACCOUNT NUMBER	ACCOUNT DESCRIPTION	2023/2024 PROPOSED BUDGET	2022/2023 REVISED BUDGET	2022/2023 PROJECTED ACTUAL	2021/2022 YTD ACTUAL	2020/2021 YTD ACTUAL
<b>Revenues</b>						
703-0000-331.01-01	Interest Income	2,300	4,000	7,253	2,339	7,841
703-0000-331.01-04	Interest Income/Loans	7,600	8,600	10,056	9,996	6,160
703-0000-331.09-00	Revolving Loan Principal	18,000	30,000	18,274	30,561	60,089
703-0000-342.09-00	Other	-	-	-	-	-
703-0000-391.01-11	Mid Town Bus Dis Fd214	-	-	-	25,000	-
703-0000-391.01-36	Econ Dev Rev Loan Fund	-	-	-	-	-
	<b>Totals</b>	<b>27,900</b>	<b>42,600</b>	<b>35,583</b>	<b>67,896</b>	<b>74,090</b>
<b>Expenses</b>						
<b>Contractual Services</b>						
703-6319-408.31-02	Contracted Legal	1,000	1,000	-	-	-
703-6319-408.31-05	Professional Svc - Other	3,000	3,000	2,133	7,500	15,709
<b>Miscellaneous</b>						
703-6319-408.61-04	Other	5,000	-	-	304	-
703-6319-408.63-01	Loan Disb.-Econ. Dev.	250,000	200,000	-	50,000	150,000
703-6319-408.63-02	Uncollectible Loans	-	-	-	-	-
<b>Transfers</b>						
703-1801-491.62-02	Planning & Development	20,000	25,000	25,000	60,000	25,000
	<b>Totals</b>	<b>279,000</b>	<b>229,000</b>	<b>27,133</b>	<b>117,804</b>	<b>190,709</b>

**FUND 704 NEIGHBORHOOD HOUSING REV LOAN FUND**

**SUMMARY**

Funds are used to support housing developments that meet low-income guidelines.

ACCOUNT NUMBER	ACCOUNT DESCRIPTION	2023/2024 PROPOSED BUDGET	2022/2023 REVISED BUDGET	2022/2023 PROJECTED ACTUAL	2021/2022 YTD ACTUAL	2020/2021 YTD ACTUAL
<b>Revenues</b>						
704-0000-331.01-01	Interest Income	1,000	300	2,064	367	1,403
704-0000-331.01-04	Interest Income/Loans	400	500	462	550	599
704-0000-331.09-00	Revolving Loan Principal	-	2,300	2,608	2,565	2,796
704-0000-342.09-00	Misc/Other Revenue	-	-	-	-	-
704-0000-391-18-00	Transfer from Bank 18	-	-	-	-	-
	<b>Totals</b>	<b>1,400</b>	<b>3,100</b>	<b>5,134</b>	<b>3,482</b>	<b>4,798</b>
<b>Expenses</b>						
<b>Contractual Services</b>						
704-6319-408.31-02	Contracted Legal	-	500	-	-	-
704-6319-408.31-05	Professional Svc - Other	-	500	-	-	-
704-6319-408.35-01	Repair & Maint - Building	-	500	-	-	-
704-6319-408.38-09	Insurance-Liability	-	-	-	-	-
		-	1,500	-	-	-
<b>Miscellaneous</b>						
704-6319-408.61-02	Taxes	-	-	-	-	-
704-6319-408.63-01	Loan Disb.-Econ. Dev.	120,000	78,000	-	-	-
		120,000	78,000	-	-	-
<b>Transfers</b>						
704-1801-491.62-02	Planning & Dev	10,000	35,000	35,000	-	-
704-1801-491.62-12	DCCA Grant Fund	20,000	-	-	-	-
		30,000	35,000	35,000	-	-
		<b>150,000</b>	<b>114,500</b>	<b>35,000</b>	-	-

**FUND 712 SISTER CITY COMMISSION**

**SUMMARY**

The Sister City Commission Fund was established to hold the funds for the commission. The Sister City Commission has received General Fund subsidies year to year. The Sister City Commission also hosts the annual Germanfest which raises funding. The funds are related to student exchanges and travel costs to and from Hereford, Germany by Quincy Notre Dame, the Quincy University Men's Soccer team and Quincy University Choir. Quincy Senior High school German students also receive financial support with their educational needs and travel expenses.

ACCOUNT NUMBER	ACCOUNT DESCRIPTION	2023/2024 PROPOSED BUDGET	2022/2023 REVISED BUDGET	2022/2023 PROJECTED ACTUAL	2021/2022 YTD ACTUAL	2020/2021 YTD ACTUAL
<b>Revenue</b>						
712-0000-321.00-00	Donations-Not Restricted	15,000	19,500	69,953	25,725	7,475
712-0000-331.01-01	Interest Income	50	50	865	204	469
712-0000-342.09-00	Other	10,000	10,000	1,581	-	-
712-0000-361.05-03	Public Reimbursements		-	-	-	-
712-0000-391.01-01	General Fund	2,000	2,000	-	-	-
	<b>Totals</b>	<b>27,050</b>	<b>31,550</b>	<b>72,399</b>	<b>25,929</b>	<b>7,944</b>
<b>Expenses</b>						
<b>Contractual Services</b>						
712-1705-407.39-04	Travel	10,000	2,500	2,500	6,000	-
<b>Commodities</b>						
712-1705-407.41-01	Postage	200	150	44	35	-
<b>Miscellaneous</b>						
712-1705-407.61-01	Dues	800	800	710	710	710
712-1705-407.61-04	Other	35,500	39,000	32,885	5,887	1,308
	<b>Subtotal</b>	<b>36,300</b>	<b>39,800</b>	<b>33,595</b>	<b>6,597</b>	<b>2,018</b>
	<b>Totals</b>	<b>46,500</b>	<b>42,450</b>	<b>36,139</b>	<b>12,632</b>	<b>2,018</b>

**FUND 719 LINCOLN BICENTENNIAL COMMISSION**

**SUMMARY**

This fund was established in FY 2006 and started with private contributions for the Lincoln Bicentennial celebration and Looking for Lincoln projects. The Lincoln Interruptive Center Advisory Board currently solicits private funds or seeks grants for Lincoln event programming and renovates the Lincoln Interpretative Center which is located at 128 N. 5th Street.

ACCOUNT NUMBER	ACCOUNT DESCRIPTION	2023/2024 PROPOSED BUDGET	2022/2023 REVISED BUDGET	2022/2023 PROJECTED ACTUAL	2021/2022 YTD ACTUAL	2020/2021 YTD ACTUAL
<b>Revenues</b>						
719-0000-321.00-00	Donations-Not Restricted	-	2,750	-	-	-
719-0000-331.01-01	Interest Income	100	100	227	12	33
719-0000-342.09-00	Miscellaneous Other	150	150	-	-	-
719-0000-361.05-03	Public Reimbursements	-	-	-	-	-
719-0000-382.01-10	Local Source Restricted Cont	5,000	35,000	43,700	300	-
719-0000-382.02-01	State Grant	-	-	-	-	-
719-0000-391.01-01	Trnsfr from General Fund	-	-	-	-	-
	<b>Totals</b>	<b>5,250</b>	<b>38,000</b>	<b>43,927</b>	<b>312</b>	<b>33</b>
<b>Expenses</b>						
<b>Contractual Services</b>						
719-1707-407.31-03	Instructional	-	-	-	-	-
719-1707-407.31-05	Prof Svc - Other	-	1,500	-	-	-
719-1707-407.33-01	Water/Sewerage	300	200	34	-	-
719-1707-407.35-01	Repair & Maint - Building	1,000	1,000	-	-	-
719-1707-407.39-02	Advertising/Publishing	-	-	-	-	-
719-1707-407.39-08	Contracted Services	2,500	3,419	2,370	1,918	-
	<b>Subtotal</b>	<b>3,800</b>	<b>6,119</b>	<b>2,404</b>	<b>1,918</b>	<b>-</b>
<b>Commodities</b>						
719-1707-407.41-01	Postage	-	-	1	-	-
719-1707-407.41-02	Office Supplies	-	-	-	-	-
719-1707-407.42-01	Natural Gas	3,000	-	332	-	-
719-1707-407.42-02	Electricity	2,500	1,500	141	-	-
	<b>Subtotal</b>	<b>5,500</b>	<b>1,500</b>	<b>474</b>	<b>-</b>	<b>-</b>
<b>Miscellaneous</b>						
719-1707-407.61-01	Dues	-	100	100	-	100
719-1707-407.61-04	Other	5,500	32,631	30,775	-	-
719-1707-407.62-90	Non-Dept. Disbursements	-	-	-	-	-
	<b>Totals</b>	<b>14,800</b>	<b>40,350</b>	<b>33,753</b>	<b>1,918</b>	<b>100</b>

**FUND 720 HUMAN RIGHTS COMMISSION**

**SUMMARY**

This fund was created in FY 2008 to collect/disburse the Human Rights Commission donations for the African-American Cultural Fair and Human Rights Study Circles.

ACCOUNT NUMBER	ACCOUNT DESCRIPTION	2023/2024 PROPOSED BUDGET	2022/2023 REVISED BUDGET	2022/2023 PROJECTED ACTUAL	2021/2022 YTD ACTUAL	2020/2021 YTD ACTUAL
<b>Revenues</b>						
720-0000-321.00-00	Donations	-	-	-	-	-
720-0000-331.01-01	Interest	10	5	4	1	3
720-0000-349.09-00	Other	-	-	-	-	-
	<b>Totals</b>	<b>10</b>	<b>5</b>	<b>4</b>	<b>1</b>	<b>3</b>
<b>Expenses</b>						
<b>Contractual Services</b>						
720-1706-407.31-03	Instructional	-	-	-	-	-
720-1706-407.31-05	Other	-	-	-	-	-
720-1706-407.39-02	Advertising/Publishing	280	276	-	-	-
720-1706-407.39-08	Contracted Services	-	-	-	-	-
	<b>Subtotal</b>	<b>280</b>	<b>276</b>	<b>-</b>	<b>-</b>	<b>-</b>
<b>Commodities</b>						
720-1706-407.41-01	Postage	-	-	-	-	-
720-1706-407.41-02	Office Supplies	100	100	-	-	-
	<b>Subtotal</b>	<b>100</b>	<b>100</b>	<b>-</b>	<b>-</b>	<b>-</b>
<b>Miscellaneous</b>						
720-1706-407.61-04	Other	-	-	-	-	-
	<b>Totals</b>	<b>380</b>	<b>376</b>	<b>-</b>	<b>-</b>	<b>-</b>



PURPOSE

The Landfill Superfund fund was created to collect/disperse costs related to remedial action at Municipal Landfills No. 2 & No. 3. The City and other participating defendants entered into a settlement agreement in 1995 with the U.S. EPA to share expenses and obligations for remediation and monitoring of the closed landfills. The settlement agreement established the "Quincy Landfill Remedial Design/Remedial Action group" (RD/RA Group), and defined the City's share of responsibility as 38% of the total. Historically, the RD/RA Group issues cash calls in increments of \$200,000 to pay expenses, of which the City is responsible for \$76,000. For the coming Fiscal Year, one cash call is anticipated. In addition, the RD/RA is proposing construction of a forcemain to transfer leachate from the landfill to the City's sanitary sewer to reduce the long term operating expense. The City's portion of the construction project is estimated at \$300,000 which is included in the proposed FY24 budget.

ACCOUNT NUMBER	ACCOUNT DESCRIPTION	2023/2024 PROPOSED BUDGET	2022/2023 REVISED BUDGET	2022/2023 PROJECTED ACTUAL	2021/2022 YTD ACTUAL	2020/2021 YTD ACTUAL
<b>Revenue</b>						
721-0000-331.01-01	Interest Income	-	-	3	1	2
721-0000-391.01-01	From General Fund	376,000	376,000	76,000	-	76,000
	<b>Totals</b>	<b>376,000</b>	<b>376,000</b>	<b>76,003</b>	<b>1</b>	<b>76,002</b>
<b>Expenses</b>						
<b>Contractual Services</b>						
721-3716-405.39-08	Contracted Services	76,000	76,000	76,000	-	76,000
<b>Capital Outlay</b>						
721-3716-405.53-09	Infrastructure-Other	300,000	300,000			
	<b>Totals</b>	<b>376,000</b>	<b>376,000</b>	<b>76,000</b>	<b>-</b>	<b>76,000</b>

**FUND 724 ANIMAL RESCUE FUND**

**SUMMARY**

In the fall of 2016 the “Quincy Animal Shelter” was named as a beneficiary of the Lori Nazimek estate (\$61,799.60). Because the city operates the animal shelter, we receipted these funds in FY 2017 as General Fund revenue (per the auditors). At that time, it was assumed these funds were to be used for costs already being incurred by our animal shelter contract. However, it was later determined that the city contract does not cover Rescue Costs. Therefore, this fund was moved to a Trust & Agency fund and we created this fund in FYE 2018. These funds cannot be used to offset day to day animal shelter operations. The contracted animal clinic tracks their cost of animal rescue and bills the city/this fund seperately as rescued animals are treated.

ACCOUNT NUMBER	ACCOUNT DESCRIPTION	2023/2024 PROPOSED BUDGET	2022/2023 REVISED BUDGET	2022/2023 PROJECTED ACTUAL	2021/2022 YTD ACTUAL	2020/2021 YTD ACTUAL
<b>Revenues</b>						
724-0000-321.00-00	Donations	-	-	-	-	-
724-0000-331.01-01	Interest	200	400	300	108	277
724-0000-391-01-01	Transfers from GF	-	-	-	-	-
	<b>Totals</b>	<b>200</b>	<b>400</b>	<b>300</b>	<b>108</b>	<b>277</b>
<b>Expenses</b>						
<b>Contractual Services</b>						
724-2116-402-39-08	Contracted Services	18,500	20,000	16,501	1,005	4,369
<b>Commodities</b>						
724-1704-407.46-11	Operational Supplies	-	-	-	-	-
	<b>Subtotal</b>	<b>-</b>	<b>-</b>	<b>-</b>	<b>-</b>	<b>-</b>
	<b>Totals</b>	<b>18,500</b>	<b>20,000</b>	<b>16,501</b>	<b>1,005</b>	<b>4,369</b>

**FUND 743 TOURISM TAX FUND**

**SUMMARY**

The Tourism Tax Fund receives all City Hotel/Motel Tax revenues. The current city Hotel/Motel tax rate is 8% as established by Ordinance 9314 adopted September 18, 2017. This ordinance calls for an annual rate review to occur each budget year. In January 2021, City Council adopted a resolution to maintain the same rate of 8% for another year.

The Hotel/Motel tax revenues are re-distributed based on the inter-governmental agreement with the QMEA (Quincy Metropolitan Exposition & Auditorium) / Oakley-Lindsay Center. This agreement was last amended February 17, 2015 as Ordinance 2015-07.

The City administers the fund and receives a 2% administrative cost share. The amount needed for the debt repay is transferred to the appropriate debt service funds. The remaining is disbursed as allowed based on the current agreement.

ACCOUNT NUMBER	ACCOUNT DESCRIPTION	2023/2024 PROPOSED BUDGET	2022/2023 REVISED BUDGET	2022/2023 PROJECTED ACTUAL	2021/2022 YTD ACTUAL	2020/2021 YTD ACTUAL
<b>Revenues</b>						
743-0000-314.01-02	Hotel/Motel Tax	1,350,000	1,050,000	1,200,256	1,062,347	669,244
743-0000-314.01-08	Penalties on Delinq.Tax	-	-	651	47	1,842
743-0000-331.01-01	Interest Income	1,000	1,000	1,624	420	817
743-0000-331.01-02	Interest Tax Payments	600	600	265	65	728
	<b>Totals</b>	<b>1,351,600</b>	<b>1,051,600</b>	<b>1,202,796</b>	<b>1,062,879</b>	<b>672,631</b>
<b>Expenses</b>						
<b>Transfers</b>						
743-1803-401.62-56	Oakley-Lindsay Center	860,000	775,000	810,132	803,080	406,279
743-1803-491.62-01	General Fund	100,000	123,900	92,342	-	-
743-1803-491.62-23	2009 OLC G/O Bond Fd	-	139,060	185,800	222,960	222,960
743-1803-491.62-25	1996 G/O (H/M) Bond Fd	-	-	-	-	-
743-1803-491.62-96	QMEA Capital Reserve Fd	216,000	20,000	44,000	-	20,000
743-1899-401.61-04	Other	138,000	-	-	-	-
743-1899-401.65-01	Cost Share Administrative	36,000	21,000	25,215	21,062	12,842
	<b>Totals</b>	<b>1,350,000</b>	<b>1,078,960</b>	<b>1,157,489</b>	<b>1,047,102</b>	<b>662,081</b>

**This Page left blank intentionally**

**PURPOSE**

Quincy Public Library is an essential community service providing its patrons with materials, facilities, and programs to meet lifelong learning, cultural, and recreational needs. QPL is indispensable in providing access to information, educational opportunities and a place for community which helps Quincy maintain its strong standard of living

**Goals and Objectives**

Quincy Public Library’s vision of creating, supporting, and promoting a literate community is firmly grounded by a strategic plan to fulfill community needs and encourage lifelong literacy. QPL goals include increase attendance in our early literacy programs by 10% each year. To grow our active cardholder base and reach out to those who are less active about ways to make the library a more user friendly, community centered space.

**Past Fiscal Year Highlights**

The library held an outstanding Summer Read program that consisted of 100 programs for all ages during the months of June and July. This year the library hosted the NEA Big Read: *Sitting Pretty, The View from My Ordinary, Resilient, Disabled Body*. The community enjoyed programs related to able bodied. Additionally, QPL hosted Amberly Snyder, wheelchair bound national barrel racer where 800 were in attendance.

The library continued its fourth year of replacing glass in the building, this time replacing everything original to the original 1972 construction. The library also upgraded the condensers and the computer system for the HVAC system.

The library ordered a new mobile library in order to serve more citizens of Quincy with library services. This vehicle is expected to be here in the Winter of 2024. The library is excited to offer materials, wifi, laptops, chromebooks, and programs out of the new mobile library while attending a variety of Quincy events and neighborhoods.

Patrons in the community utilized the Grab and Go Lockers at the four different locations: Iles and Lincoln-Douglas Elementary Schools, County Market at 48<sup>th</sup> and the front of the library building. These lockers provided contactless delivery of library materials 24/7. Additionally, the availability of online digital resources from the library’s website significantly increased usage over the last year. Patrons have downloaded and streamed eBooks, audiobooks, magazines, movies, music, comics, and more

**Budget Summary**

Beginning Balance May 1, 2023	850,000
Budgeted Revenue	2,796,789
Total Available	3,646,789
Budgeted Expenditures	3,444,375
Ending Balance April 30, 2024	202,414

QPL is budgeting to receive \$1,978,425 from the City of Quincy which is the same budgeted amount as last fiscal year. Additionally, QPL is budgeted to receive \$395,192 from the Townships of the Quincy Area Public Library District which is made up of portions of the surrounding Townships of Melrose, Gilmer, Ellington and Riverside. This is another decrease from the prior year because they have expended all accrued savings. QPL also expects to receive \$232,000 from the Mary Weems Barton Foundation for programming and largely for the new mobile library. Any remaining revenue budgeted is from grants and donations. In total QPL is budgeting \$3,646,789 in available funds to provide services for the community and expects to have over \$200K remaining at year end.

ACCOUNT DESCRIPTION	REVENUE SUMMARY					
	2023/2024	% Change	2022/2023	2022/2023	2021/2022	2020/2021
	PROPOSED BUDGET		REVISED BUDGET	PROJECTED ACTUAL	YTD ACTUAL	YTD ACTUAL
<b>Revenues</b>						
City of Quincy Funding	1,978,425	0.00%	1,978,425	1,978,425	2,369,107	1,784,184
QPL Per Capita	58,207	-1.34%	59,000	118,142	59,934	50,791
Town of Quincy Funding	410,057	-2.60%	420,992	516,927	496,447	457,691
Grants	43,000	-80.45%	220,000	44,534	47,414	9,499
Book Revenue	4,000	33.33%	3,000	3,716	4,135	3,012
Charges for Services	14,600	16.80%	12,500	11,095	13,785	18,106
Donations & Memorials	287,000	15.73%	248,000	145,237	321,775	97,353
Interest	1,500	-70.00%	5,000	7,105	1,694	1,174
Rebates & Refunds	-		-	-	1,974	9,000
Miscellaneous	-		625,000	15,815	215	2,037
<b>Total Revenues</b>	<b>2,796,789</b>	<b>-21.70%</b>	<b>3,571,917</b>	<b>2,840,996</b>	<b>3,316,480</b>	<b>2,432,847</b>

ACCOUNT DESCRIPTION	EXPENSE SUMMARY					
	2023/2024	% Change	2022/2023	2022/2023	2021/2022	2020/2021
	PROPOSED BUDGET		REVISED BUDGET	PROJECTED ACTUAL	YTD ACTUAL	YTD ACTUAL
Salaries & Benefits	1,853,519	2.53%	1,807,697	1,479,372	1,496,807	1,379,341
Contractual Services	426,056	14.82%	371,050	877,633	443,985	332,262
Commodities	449,800	8.61%	414,150	397,311	600,737	572,186
Capital Outlay	672,000	-48.70%	1,310,000	308,458	101,576	45,045
Grant Expenses	43,000	115.00%	20,000	31,817	3,800	7,243
<b>Totals</b>	<b>3,444,375</b>	<b>-12.20%</b>	<b>3,922,897</b>	<b>3,094,591</b>	<b>2,646,905</b>	<b>2,336,077</b>

Totals by Division						
0101 Administration	2,118,479	6.52%	1,988,807	2,060,310	1,781,208	1,586,868
0103 Marketing & Events	91,000	180.00%	32,500	47,760	42,530	29,685
0104 Childrens	28,550	-10.78%	32,000	32,450	29,880	26,032
0105 Adult/Circulation	145,025	-12.04%	164,880	133,373	143,544	137,559
0106 Outreach	71,800	102.82%	35,400	19,641	30,454	27,704
0107 Young Adult	7,550	0.00%	7,550	7,158	7,133	9,611
0108 Reference	49,500	-37.74%	79,500	82,520	242,101	220,766
0109 Audio Visual	100,500	1.01%	99,500	107,403	102,397	124,093
0110 Tech Services	37,971	-17.02%	45,760	38,767	47,299	43,071
0111 Maintenance	794,000	-44.75%	1,437,000	565,209	220,359	130,688
<b>Totals</b>	<b>3,444,375</b>	<b>-12.20%</b>	<b>3,922,897</b>	<b>3,094,591</b>	<b>2,646,905</b>	<b>2,336,077</b>

**Quincy Public Library**

**Revenue**

ACCOUNT NUMBER	ACCOUNT DESCRIPTION	2023/2024	2022/2023	2022/2023	2021/2022	2020/2021
		PROPOSED BUDGET	REVISED BUDGET	PROJECTED ACTUAL	YTD ACTUAL	YTD ACTUAL
<b>Revenues</b>						
001-0000-311.00-00	Quincy Tax Funds		-	-		
001-0000-311.05-00	Property Tax Levy	732,054	732,045	731,030	733,044	730,441
001-0000-311.06-00	City Subsidy	364,457	667,765	283,403	697,246	649,876
001-0000-311.10-00	PPRT Funds	881,914	578,615	963,992	938,817	403,867
001-0000-311.10-01	PPRT Overage		-	-	-	-
001-0000-312.00-00	QPL Per Capita	58,207	59,000	118,142	59,934	50,791
001-0000-313.00-00	TQAPLD contract receipts	330,192	317,492	434,550	305,282	293,540
001-0000-314.00-00	TQ Per Capita	14,865	16,000	14,865	16,403	13,901
001-0000-315.02-00	TQAPLD	65,000	87,500	67,512	174,762	150,250
001-0000-321.00-00	Grants	10,000	200,000	44,534	47,414	6,499
001-0000-321.05-00	Big Read	33,000	20,000	-	-	3,000
001-0000-331.00-00	Lost/Damaged	4,000	3,000	3,716	4,135	3,012
001-0000-338.00-00	Landrum Books Sales		-	-	-	-
001-0000-341.01-00	Copier Fees	2,000	1,000	1,721	1,751	1,721
001-0000-341.02-00	Fax Machines		-	-	-	-
001-0000-341.03-00	Fines and Fees	500	1,000	609	2,246	6,464
001-0000-341.04-00	LAN Printers	5,000	5,000	2,835	3,797	2,988
001-0000-341.05-00	Genealogy Research	100	500	10	91	133
001-0000-341.06-00	Non Resident Cards	7,000	5,000	5,920	5,900	6,800
001-0000-351.00-00	Donations & Memorials	45,000	8,000	60,372	200,029	16,675
001-0000-351.04-00	Weems Barton Foundation	232,000	200,000	49,135	102,538	55,423
001-0000-351.05-00	Friends of the Library	10,000	40,000	35,730	19,208	25,255
001-0000-360.01-00	Miscellaneous		-	-	-	-
001-0000-361.00-00	Interest	1,500	5,000	7,105	1,694	1,174
001-0000-362.00-00	Rebates and Refunds		-	-	1,974	9,000
001-0000-363.00-00	Miscellaneous		625,000	15,815	215	2,037
001-0000-370.00-00	Fund Raising	-	-	-	-	-
<b>TOTAL REVENUES</b>		<b>2,796,789</b>	<b>3,571,917</b>	<b>2,840,996</b>	<b>3,316,480</b>	<b>2,432,847</b>

**Quincy Public Library**

**Expenses**

		2023/2024	2022/2023	2022/2023	2021/2022	2020/2021
		PROPOSED	REVISED	PROJECTED	YTD	YTD
		BUDGET	BUDGET	ACTUAL	ACTUAL	ACTUAL
<b>ADMINISTRATION</b>						
<b>Salaries &amp; Benefits</b>						
001-0101-451.11-01	Salary/Wages	1,361,249	1,363,284	1,108,148	1,100,066	984,809
001-0101-451.11-02	Overtime	5,000	1,000	3,058	1,160	84
001-0101-451.21-01	Health/Life	205,978	159,077	170,637	163,754	163,429
001-0101-451.21-02	Vision/Dental	16,610	16,610	15,335	12,659	1,395
001-0101-451.21-03	Life Ins/EE benefit	2,021	2,021	130	-	134
001-0101-451.21.05	Health Clinic	16,000	15,000	13,913	17,005	13,980
001-0101-451.22-01	FICA	103,705	103,275	81,785	80,770	72,643
001-0101-451.22-03	Unemployment	4,000	3,100	3,486	3,284	3,067
001-0101-451.23-01	IMRF	138,956	144,330	82,880	118,109	139,800
Total Salaries and Benefits		1,853,519	1,807,697	1,479,372	1,496,807	1,379,341
<b>Contract Services</b>						
001-0101-451.31.01	Accounting	7,500	4,000	5,450	4,635	4,000
001-0101-451.31.02	Legal	3,500	3,500	8,316	1,018	2,670
001-0101-451.31.04	Other	1,560	1,560	1,664	1,560	1,630
001-0101-451.31.06	Computer Technician	-	18,000	310,304	18,000	-
001-0101-451.32-03	Other Equip Contracts	63,000	25,000	24,823	21,735	16,951
001-0101-451.34-01	Training	18,000	-	-	-	-
001-0101-451.34-02	Meetings	10,000	4,000	15,334	7,800	6,342
001-0101-451.34-03	Conferences	6,000	6,000	10,610	4,283	3,781
001-0101-451.34-04	QPL Day	10,000	5,500	9,060	2,063	1,095
001-0101-451.35-02	Computers	15,000	15,000	21,765	7,498	12,544
001-0101-451.37-01	Telephone	7,000	7,000	4,662	7,872	4,213
001-0101-451.38-01	MICA	48,600	39,600	58,970	46,850	60,283
001-0101-451.38-03	Surety	-	1,650	-	-	-
001-0101-451.39-03	Travel (Local)	1,000	500	982	-	25
001-0101-451.39-04	Staff Recruitment & Mntn	1,000	1,000	1,971	1,132	578
001-0101-451.39-07	Dues & Memberships	4,500	4,500	2,465	3,768	4,288
001-0101-451.39-08	Bank & Finance Fees	600	600	405	294	396
001-0101-451-.39-09	Miscellaneous	-	-	7	-	184
		197,260	137,410	476,788	128,508	118,980
<b>Commodities</b>						
001-0101-451.41-01	Department supplies	6,000	6,000	7,505	5,457	7,618
001-0101-451.41-02	Board	200	200	249	1,251	427
001-0101-451.41-03	Specialty Supplies	2,000	2,000	962	1,088	780
001-0101-451.41-07	Postage	5,000	4,000	3,979	4,214	3,567
001-0101-451.41-08	Donor Relations Supply	500	500	-	-	-
001-0101-451.43-00	Books	1,000	1,000	553	487	530
001-0101-451.46-00	Programs	-	-	-	-	(95)
001-0101-451.47-00	Public Relations	-	-	7	-	-
001-0101-451.48.00	Materials from Donations	-	-	7,415	38,020	23,432
		14,700	13,700	20,670	50,517	36,259
<b>Grant Expenses</b>						
001-0101-451.50-00	Grant Expenses	43,000	-	-	-	-
001-0101-451.50-01	Big Read Grant	-	20,000	31,217	3,000	-
001-0101-451.50-19	Miscellaneous	-	-	600	800	7,243
		43,000	20,000	31,817	3,800	7,243



**Quincy Public Library**

**Expenses**

		2023/2024	2022/2023	2022/2023	2021/2022	2020/2021
		PROPOSED	REVISED	PROJECTED	YTD	YTD
		BUDGET	BUDGET	ACTUAL	ACTUAL	ACTUAL
<b>Capital</b>						
001-0101-451.52-01	Equip Capital Outlay	-	-	9,877	9,877	-
001-0101-451.52-02	Computers	10,000	10,000	41,786	91,699	45,045
		10,000	10,000	51,663	101,576	45,045
<b>ADMINISTRATION TOTAL</b>		<b>2,118,479</b>	<b>1,988,807</b>	<b>2,060,310</b>	<b>1,781,208</b>	<b>1,586,868</b>
<b><u>MARKETING &amp; EVENTS</u></b>						
<b>Commodities</b>						
001-0103-451.46-00	Programs	22,000	12,000	19,279	9,183	9,873
001-0103-451.47-00	Public Relations	69,000	20,500	27,670	18,485	19,562
001-0103-451.48-00	Donations & Memorials	-	-	811	14,862	250
<b>MARKETING &amp; EVENTS TOTAL</b>		<b>91,000</b>	<b>32,500</b>	<b>47,760</b>	<b>42,530</b>	<b>29,685</b>
<b><u>CHILDRENS</u></b>						
<b>Commodities</b>						
001-0104-451.43-00	Books	25,000	25,000	28,983	24,576	21,787
001-0104-451.44-00	Periodicals	800	800	709	707	712
001-0104-451.45-00	AV Materials	2,750	6,200	2,758	2,559	2,498
001-0104-451.48-00	Materials from Donations	-	-	-	2,038	1,035
<b>CHILDRENS TOTAL</b>		<b>28,550</b>	<b>32,000</b>	<b>32,450</b>	<b>29,880</b>	<b>26,032</b>
<b><u>ADULT/CIRCULATION</u></b>						
<b>Contract Services</b>						
001-0105-451.32-02	Auto System Serv Cont	23,000	23,000	17,758	21,690	12,682
001-0105-451.32-03	Other Equip Contracts	-	-	-	(250)	-
001-0105-451.32-04	RSA	48,325	50,880	46,917	46,399	46,902
	Subtotal	71,325	73,880	64,675	67,839	59,584
<b>Commodities</b>						
001-0105-451.41-05	Dynix Supplies	2,700	7,000	366	2,609	4,759
001-0105-451.43-00	Books	67,000	80,000	64,281	67,802	69,601
001-0105-451.44-00	Periodicals	4,000	4,000	3,951	3,574	3,417
001-0105-451.48-00	Materials for Donations	-	-	100	1,720	198
	Subtotal	73,700	91,000	68,698	75,705	77,975
<b>ADULT/CIRCULATION TOTAL</b>		<b>145,025</b>	<b>164,880</b>	<b>133,373</b>	<b>143,544</b>	<b>137,559</b>
<b><u>OUTREACH</u></b>						
<b>Commodities</b>						
001-0106-451.43-00	Books	36,700	22,000	6,331	19,798	12,965
001-0106-451.43-30	School Books	4,700	10,000	8,827	5,635	9,688
001-0106-451.44-00	Periodicals	400	400	242	398	306
001-0106-451.45-00	AV Materials	30,000	3,000	40	1,122	2,315
001-0106-451.48-00	Materials for Donations	-	-	4,201	3,501	2,430
<b>OUTREACH TOTAL</b>		<b>71,800</b>	<b>35,400</b>	<b>19,641</b>	<b>30,454</b>	<b>27,704</b>
<b><u>YOUNG ADULT</u></b>						
<b>Commodities</b>						
001-0107-451.43-00	Books	7,250	7,250	6,855	6,753	7,468
001-0107-451.44-00	Periodicals	300	300	193	270	230
001-0107-451.45-00	AV Materials	-	-	110	110	1,913

**Quincy Public Library**

**Expenses**

	2023/2024 PROPOSED BUDGET	2022/2023 REVISED BUDGET	2022/2023 PROJECTED ACTUAL	2021/2022 YTD ACTUAL	2020/2021 YTD ACTUAL
<b>YOUNG ADULT TOTAL</b>	<b>7,550</b>	<b>7,550</b>	<b>7,158</b>	<b>7,133</b>	<b>9,611</b>
<b><u>REFERENCES</u></b>					
<b>Commodities</b>					
001-0108-451.41-01 Department Supplies	500	500	322	311	51
001-0108-451.43-00 Books	6,500	6,500	3,331	5,191	6,660
001-0108-451.44-00 Periodicals	10,000	10,000	10,057	9,567	9,409
001-0108-451.45-01 Digital/Electronic	30,000	60,000	68,810	226,997	195,726
001-0108-451.45-06 Microfilm	2,500	2,500	-	31	1,240
001-0108-451.48-00 Materials for Donations	-	-	-	4	7,680
<b>REFERENCES TOTAL</b>	<b>49,500</b>	<b>79,500</b>	<b>82,520</b>	<b>242,101</b>	<b>220,766</b>
<b><u>AUDIO VISUAL</u></b>					
001-0109-451.41-01 Department	4,500	1,500	7,327	3,072	1,472
001-0109-451.45-00 AV Materials	38,000	38,000	46,796	40,740	43,921
001-0109-451.45-01 Digital/Electronic	58,000	60,000	53,280	58,585	78,700
<b>AUDIO/VISUAL TOTAL</b>	<b>100,500</b>	<b>99,500</b>	<b>107,403</b>	<b>102,397</b>	<b>124,093</b>
<b><u>TECH SERVICES</u></b>					
<b>Contracted Services</b>					
001-0110-451.37-04 OCLC	35,471	32,760	35,471	33,977	30,261
<b>Commodities</b>					
001-0110-451.41-01 Department	2,500	13,000	3,296	13,322	12,810
<b>TECH SERVICES TOTAL</b>	<b>37,971</b>	<b>45,760</b>	<b>38,767</b>	<b>47,299</b>	<b>43,071</b>
<b><u>MAINTENANCE</u></b>					
<b>Contracted Services</b>					
001-0111-451.32-01 Building Service Contr	10,000	15,000	8,794	13,297	17,154
001-0111-451.33-01 Electricity	60,000	60,000	86,129	69,270	49,208
001-0111-451.33-02 Water	3,000	3,000	3,040	2,384	2,255
001-0111-451.35-01 Building Repair Maint	20,000	20,000	112,506	86,998	18,205
001-0111-451.35-03 Equipment Repair	25,000	25,000	83,837	37,457	34,508
001-0111-451.35-05 Vehicle Repair Maintenance	4,000	4,000	6,393	4,255	2,107
Total Contracted Services	<b>122,000</b>	<b>127,000</b>	<b>300,699</b>	<b>213,661</b>	<b>123,437</b>
<b>Commodities</b>					
001-0111-451.41-03 Specialty Supplies	10,000	10,000	7,715	6,698	7,251
Total Commodities	<b>10,000</b>	<b>10,000</b>	<b>7,715</b>	<b>6,698</b>	<b>7,251</b>
<b>Capital Outlay</b>					
001-0111-451.52-00 Capital Outlay	152,000	900,000	-	-	-
001-0111-451.52-01 Equipment Capital Outlay	35,000	200,000	-	-	-
001-0111-451.52-04 Building Capital Outlay	475,000	200,000	105,651	-	-
001-0111-451.52-12 Vehicle	-	-	151,144	-	-
Total Capital Outlay	<b>662,000</b>	<b>1,300,000</b>	<b>256,795</b>	<b>-</b>	<b>-</b>
<b>MAINTENANCE TOTAL</b>	<b>794,000</b>	<b>1,437,000</b>	<b>565,209</b>	<b>220,359</b>	<b>130,688</b>
<b>TOTAL EXPENDITURES</b>	<b>3,444,375</b>	<b>3,922,897</b>	<b>3,094,591</b>	<b>2,646,905</b>	<b>2,336,077</b>

	2023/2024 PROPOSED BUDGET	% Change	2022/2023 REVISED BUDGET	2022/2023 PROJECTED ACTUAL	2021/2022 YTD ACTUAL	2020/2021 YTD ACTUAL
<b>Income:</b>						
Appropriations	276,600	0.00%	276,600	276,600	240,000	240,000
Burials	2,000	0.00%	2,000	6,775	5,475	5,950
Donation	500	0.00%	500	1,250	1,225	50
Interest Income	1,500	0.00%	1,500	628	932	11,929
Recycling	0			0		0
Sale of Lots	2,000	0.00%	2,000	19,000	8,050	19,500
<b>Total Income</b>	<b>282,600</b>	<b>0.00%</b>	<b>282,600</b>	<b>304,253</b>	<b>255,682</b>	<b>277,429</b>
<b>Expenses:</b>						
Audit	2,000	0.00%	2,000	2,000	2,000	
Capital Improvements	12,500	0.00%	12,500	35,676	31,281	12,893
Castle Project				34,600		
City Vault Project				25,746		
Equipment	4,000	0.00%	4,000	2,152	4,217	31,145
Equipment- Small	2,000	0.00%	2,000	1,307	2,174	2,001
Insurance	23,138	0.00%	23,138	7,955	7,749	10,796
Labor	108,840	0.00%	108,840	48,500	35,247	57,315
Licenses	350	0.00%	350	412	352	702
Maintenance/Supplies	1,344	0.00%	1,344	3,863	6,038	-2,177
Mausoleum Repairs	0			0	35	0
MICA	21,090	0.00%	21,090	18,980	17,574	17,229
Miscellaneous	500	0.00%	500	1,064	659	0
Mowers	6,000	0.00%	6,000	7,142	24,933	15,946
Office	1,000	0.00%	1,000	3,190	10,111	707
Other taxes	3,850	0.00%	3,850	3,989	3,661	3,731
PAYROLL TAXES	12,672	0.00%	12,672	8,580	8,540	10,576
Salaries	56,816	0.00%	56,816	63,816	63,316	62,758
Tree Fund	10,000	0.00%	10,000	17,500	15,000	6,950
Gasoline	7,000	0.00%	7,000	5,862	4,588	2,084
Truck Expense	0		0	0	113	33,718
Utilites: Electric	7,000	0.00%	7,000	8,780	8,393	6,151
Utilities: Telephone	1,500	0.00%	1,500	1,045	1,280	1,641
Utilities: Water	1,000	0.00%	1,000	807	751	602
<b>Total Expenses</b>	<b>282,600</b>	<b>0.00%</b>	<b>282,600</b>	<b>302,966</b>	<b>248,012</b>	<b>274,769</b>